



[Manuals.plus](#) /

> [ieGeek](#) /

> ieGeek ZY-G2 4G Solar Security Camera User Manual

ieGeek ZY-G2

ieGeek ZY-G2 4G Solar Security Camera User Manual

Model: ZY-G2

1. PRODUCT OVERVIEW

The ieGeek ZY-G2 is a versatile 4G solar-powered security camera designed for both outdoor and indoor surveillance. It operates without Wi-Fi, utilizing a 4G LTE connection via an integrated SIM card. Key features include 2K HD resolution, 300° horizontal pan capability, a 10000mAh rechargeable battery, and a 3W solar panel for continuous power. The camera also offers color night vision, two-way audio, and intelligent motion detection with real-time alerts.

ieGeek ZY-G2 Caméra 4G

Libérez - vous des contraintes du Wi - Fi et n'ayez plus
à vous inquiéter de la connexion réseau



Figure 1: ieGeek ZY-G2 4G Solar Security Camera with solar panel, highlighting 4G connectivity and no Wi-Fi requirement.

2. PACKAGE CONTENTS

Verify that all items are present in the package:

- ieGeek ZY-G2 4G Camera
- Solar Panel (3W)

- Mounting Bracket (Magnetic)
- USB-C Charging Cable
- Screws and Wall Plugs
- User Manual
- Integrated SIM Card (with initial free data)

3. SETUP GUIDE

3.1 Initial Charging

Before first use, fully charge the camera using the provided USB-C cable. This ensures optimal battery performance.

3.2 SIM Card Installation/Replacement

The camera comes with an integrated SIM card for immediate 4G connectivity, including 7 days of free unlimited data. To replace the SIM card, locate the black film covering the SIM slot. Gently remove this film using a pen or tweezers. Insert your compatible 4G SIM card into the slot. Ensure the camera is powered off before inserting or removing the SIM card.



Figure 2: Instructions for SIM card replacement, showing the protective film removal.

3.3 App Installation and Pairing

Download the ieGeek Cam application from your smartphone's app store (compatible with Android and iOS). Follow the in-app instructions to pair your camera. No complex network configuration is required due to 4G connectivity.

3.4 Mounting the Camera and Solar Panel

The camera features a magnetic base for easy installation on metallic surfaces. For non-magnetic surfaces, the base includes screw holes for secure mounting. The solar panel should be installed in a location that receives maximum direct sunlight throughout the day to optimize charging efficiency. Refer to the solar panel installation guide for optimal orientation.

Montage magnétique, installation facile



Figure 3: Magnetic mounting for easy installation.

Arrière-cour

Peut être utilisé même dans les zones sans connexion Wi-Fi domestique



Figure 4: Solar charging setup for continuous power.

4. OPERATING INSTRUCTIONS

4.1 Live View and PTZ Control

Access the live video feed through the ieGeek Cam app. The camera supports 300° horizontal rotation, allowing you to remotely adjust the viewing angle to cover various areas. Note that automatic tracking is not supported.

**Rotation à 300 degrés,
aucun angle mort**



Figure 5: 300-degree horizontal rotation for wide coverage.

Partage Multi-Utilisateurs

Partagez la vue avec votre famille, partagez les moments précieux et protégez ensemble la sécurité de vos proches !

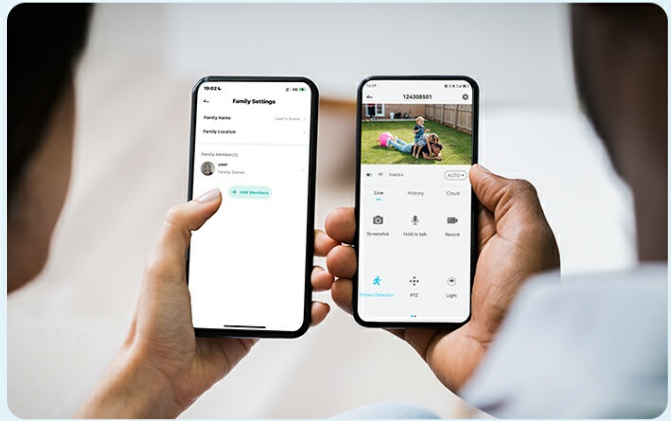


Figure 6: Wide field of view covering a large area.

4.2 Motion Detection and Alerts

The camera detects human and object movements within a 10-meter range. Upon detection, it triggers an alarm and sends instant notifications to your app. You can define specific surveillance zones to reduce false alarms.

Mode d'alarme PIR et notifications push de l'application



150 lumens



Alerte par sirène



Audio bidirectionnel



Dégagez rapidement!



Alert Message
motion [119479558]

NOW

Figure 7: PIR alarm mode and push notifications.

Forfaits de données 4G illimités

(Non compatible avec le Wi-Fi)

Forfait de base européen	Mensuel	Trimestriel	Annuel
 Le nôtre	11,99 € 0,40 €/jour ECONOMISEZ 1 €	30,99 € 0,34 €/jour ECONOMISEZ 3 €	111,99 € 0,30 €/jour ECONOMISEZ 9 €
 Les autres	12,99 € 0,43 €/jour	33,99 € 0,37 €/jour	120,99 € 0,33 €/jour

Conseil : Consultez l'APP pour les coûts spécifiques du forfait de données

Figure 8: Customized protection zones to minimize false alerts.

4.3 Two-Way Audio

Equipped with a powerful microphone and speaker, the camera supports two-way audio communication. This allows you to speak to visitors or deter intruders remotely.

Protection Personnalisée

Personnalisez les zones qui vous intéressent, surveillez les autres zones et réduisez les fausses alertes




Figure 9: Two-way audio communication.

4.4 Night Vision

The camera provides 2K HD color night vision, ensuring clear images even in low-light conditions. Infrared night vision is also available.

2K HD vision nocturne en couleur

3MP

↖ ↗
↙ ↘
4x

50FT
← →

Vision nocturne en couleur

Vision nocturne infrarouge

Figure 10: 2K HD color night vision.

4.5 Recording and Storage


The camera supports local storage via a Micro SD card (up to 128GB). Cloud storage options are also available through the ieGeek Cam app. Continuous recording (AOV) is not supported; recording is triggered by motion detection.


4.6 Multi-User Sharing


Share camera access with family members through the app, allowing multiple users to view the live feed and receive alerts.


Étanchéité IP65

Indifférent aux intempéries, une véritable protection sécuritaire

 Journées de pluie

 Journées de neige

 Ouragans






Figure 11: Multi-user sharing feature.

5. MAINTENANCE

5.1 Battery and Solar Panel

The camera is equipped with a 10000mAh battery and a 3W solar panel for sustained operation. Ensure the solar panel is clean and free from obstructions to maximize charging efficiency. The camera is designed to be woken up 4000-5000 times on a full charge.

5.2 Weather Resistance

With an IP66 rating, the camera is resistant to rain, snow, and dust, making it suitable for various outdoor environments. It operates effectively in temperatures ranging from -10°C to 50°C.

Audio Bidirectionnel

Parlons en Direct Face à Face

Voix claire et faible latence vous permettent de prendre soin des personnes âgées à distance tout en pouvant regarder facilement




Figure 12: IP65 weather resistance for outdoor use.

6. TROUBLESHOOTING

- **SIM Card Connectivity Issues:** If you experience problems with SIM card connectivity, ensure the integrated SIM card is properly seated and activated, or that your replacement SIM is compatible with 4G LTE networks. Refer to the iGeek Cam

app for specific data plan details and activation status.

- **Live View Delay:** A slight delay in the live view feed may occur due to network coverage variations. Ensure the camera has a strong 4G signal for optimal performance.
- **No Continuous Recording:** Please note that the camera does not support continuous recording (AOV). Recording is event-triggered by motion detection.
- **Battery Not Charging:** Ensure the solar panel is clean and positioned to receive direct sunlight. If using the USB-C cable, verify the connection and power source.

7. SPECIFICATIONS

Feature	Specification
Model Name	ZY-G2
Connectivity Technology	4G LTE, Wireless
Resolution	2K HD (1440p, 2560 effective video resolution)
Optical Sensor Technology	CMOS
Night Vision	Color Night Vision, 15 Meters Range, 4 IR LEDs
Pan Angle	300 Degrees (Horizontal)
View Angle	130 Degrees
Digital Zoom	4x
Power Source	Solar Powered (3W Solar Panel), 10000mAh Battery
Water Resistance Level	IP66 (Waterproof)
Storage	Micro SD (up to 128GB), Cloud Storage (optional)
Compatible Devices	Smartphone, Tablets
Control Method	Mobile Application, Remote Control
Dimensions	8.5 x 8.5 x 15 cm
Weight	650 Grams
Operating Temperature	-10°C to 50°C

8. WARRANTY AND SUPPORT

ieGeek is committed to customer satisfaction and product security. This camera comes with a **2-year warranty** for free replacement. Additionally, a **30-day money-back guarantee** is offered. For any questions or assistance, customer service is available 24 hours on working days. You can contact support via the ieGeek Cam app or through Amazon.



Support Après-Vente

- Garantie 2 Ans
- Remboursement sous 30 Jours
- Support à Vie

The image shows a blue and gold seal with the text 'Garantie de Remboursement' and '30 JOURS' on a ribbon. Below the seal is the heading 'Support Après-Vente' and a bulleted list of three items: 'Garantie 2 Ans', 'Remboursement sous 30 Jours', and 'Support à Vie'.

Figure 13: Warranty and support details.