

Manuals+

[Q & A](#) | [Deep Search](#) | [Upload](#)

[manuals.plus](#) /

- › [Keystone](#) /
- › [Keystone KSTAT12-1E 12,000 BTU Wall Mounted AC Unit and Dehumidifier User Manual](#)

Keystone KSTAT12-1E

Keystone KSTAT12-1E 12,000 BTU Wall Mounted AC Unit and Dehumidifier User Manual

Model: KSTAT12-1E

INTRODUCTION

This manual provides detailed instructions for the safe and efficient operation, installation, and maintenance of your Keystone KSTAT12-1E 12,000 BTU Wall Mounted AC Unit and Dehumidifier. Please read this manual thoroughly before using your appliance and retain it for future reference.



Image: Front view of the Keystone KSTAT12-1E 12,000 BTU Wall Mounted AC Unit. This unit is designed for through-the-wall installation, featuring a white grille and control panel on the top left.

SAFETY INFORMATION

Always follow basic safety precautions when using electrical appliances to reduce the risk of fire, electric shock, and

injury to persons.

- Read all instructions before using the appliance.
- Ensure the unit is properly grounded.
- Do not operate the unit with a damaged cord or plug.
- Do not block air inlets or outlets.
- Unplug the unit before cleaning or servicing.
- Keep children away from the appliance.

PRODUCT FEATURES

- **Cooling Capacity:** 12,000 BTU, suitable for rooms up to 550 Sq.Ft.
- **Dehumidification:** Removes up to 2.5 pints of moisture per hour.
- **Multiple Modes:** 3 cooling modes, 3 fan speeds.
- **Airflow Control:** 4-way adjustable air louvers.
- **Programmable Timer:** 24-hour timer for scheduled operation.
- **Smart Remote Control:** Features a built-in thermostat for accurate temperature sensing at your location.
- **Energy Saving Modes:** Energy Saver and Sleep modes to optimize power consumption.
- **Filter Alert:** "Check Filter" alert for timely mesh filter cleaning.
- **Power:** 115V operation.



3-IN-1 TECHNOLOGY



POWERFUL COOLING

12,000 BTU - 550 Sq. Ft.



AIR FLOW

3 Fan Speeds



DEHUMIDIFICATION

2.3 Pints per Hour

Image: Graphic illustrating the 3-in-1 technology of the Keystone AC unit, highlighting powerful cooling (12,000 BTU - 550 Sq. Ft.), air flow (3 fan speeds), and dehumidification (2.3 Pints per Hour).

SETUP AND INSTALLATION

This unit is designed for through-the-wall installation. A standard universal interior trim kit is included for ease of installation. A wall sleeve (sold separately) is required for proper installation.

Pre-Installation Checklist:

- Ensure the wall opening dimensions are compatible with the unit and wall sleeve.
- Verify electrical requirements (115V, NEMA 5-15P plug type).
- Confirm the unit's weight (approximately 73 lbs) can be supported by the installation structure.
- Gather necessary tools (screwdriver, level, measuring tape, etc.).

Installation Steps (Summary):

1. Install the wall sleeve (if not already present) according to its manufacturer's instructions, ensuring it is level and properly sealed.

2. Carefully slide the AC unit into the installed wall sleeve.
3. Secure the unit within the sleeve using the provided hardware.
4. Install the interior trim kit around the unit for a finished appearance.
5. Plug the unit into a grounded 115V outlet. The power cord is approximately 7 feet long.



EASY INSTALLATION
Fits Into 24.5"-27" Universal
Wall Sleeve (sold separately)
Trim Kit Included



FREES UP WINDOW
Allowing More Natural Light

Image: Illustration showing the Keystone AC unit installed in a wall, emphasizing easy installation into a universal wall sleeve and how it frees up window space for natural light.



PLUG TYPE
NEMA 5-15P Plug
Standard 115V/15A



CABLE LENGTH
7 FT. LCDI

Image: Diagram showing the NEMA 5-15P plug type for the Keystone AC unit, indicating it is a standard 115V/15A plug, and specifying a cable length of 7 ft. LCDI.

OPERATING INSTRUCTIONS

Your Keystone AC unit can be operated using the control panel on the unit or the included remote control.

Control Panel Overview:

The control panel features buttons for Power, Mode selection (Cool, Fan, Dry), Fan Speed, Temperature Up/Down, and Timer. Refer to the diagram in the full user manual for exact button locations.

Remote Control:

The remote control allows you to adjust settings from anywhere in the room. It includes a built-in thermostat that sends temperature readings to the unit every 3 minutes, ensuring precise cooling based on your location.

BUILT IN REMOTE THERMOSTAT

Control your Air Conditioner
from anywhere in the room



Image: A person sitting on a couch using the remote control for the Keystone AC unit, illustrating the convenience of the built-in remote thermostat for controlling the air conditioner from anywhere in the room.

Operating Modes:

- **Cool Mode:** Provides cooling and dehumidification. Select desired temperature and fan speed.
- **Fan Mode:** Circulates air without cooling. Choose from 3 fan speeds (Low, Medium, High).
- **Dry Mode (Dehumidifier):** Reduces humidity in the room. The fan speed is automatically controlled in this mode.

Special Features:

- **Energy Saver Mode:** The fan will cycle on and off with the compressor to save energy.
- **Sleep Mode:** Gradually increases the room temperature over several hours to save energy and provide comfortable sleeping conditions.
- **24-Hour Timer:** Program the unit to turn on or off automatically within a 24-hour period.



ENERGY EFFICIENT

Sleep mode gradually increases room temperature to save energy



Image: A person sleeping comfortably in bed, with text indicating that the sleep mode gradually increases room temperature to save energy, highlighting the energy-efficient feature of the Keystone AC unit.

MAINTENANCE

Regular maintenance ensures optimal performance and extends the lifespan of your AC unit.

Air Filter Cleaning:

- The "Check Filter" alert will illuminate when it's time to clean the mesh filter.
- To clean, gently pull out the air filter from its slot (usually located behind the front grille).
- Wash the filter with warm, soapy water. Rinse thoroughly and allow it to air dry completely before reinserting.
- Clean the filter at least once every two weeks, or more frequently depending on usage and air quality.

General Cleaning:

- Always unplug the unit before cleaning.
- Wipe the exterior cabinet with a soft, damp cloth. Do not use harsh chemicals or abrasives.
- Ensure the drainage area is clear of obstructions.

TROUBLESHOOTING

Before contacting customer support, please refer to the following common issues and solutions:

Problem	Possible Cause	Solution
Unit does not turn on.	No power, tripped circuit breaker, or faulty plug.	Check power cord connection, reset circuit breaker, or test outlet.
Unit does not cool effectively.	Dirty air filter, blocked air vents, room too large, or temperature setting too high.	Clean air filter, clear obstructions, ensure room size is within specifications, lower temperature setting.
Water dripping inside.	Unit not level, or drain pan/hose blocked.	Ensure unit is level, clear any blockages in the drain system.
Unusual noise.	Loose parts, fan obstruction, or normal compressor operation.	Check for loose parts, remove obstructions. Some noise from the compressor is normal.

If the problem persists after attempting these solutions, please contact Keystone customer support.

SPECIFICATIONS

Feature	Detail
Model Number	KSTAT12-1E
Cooling Capacity	12,000 BTU
Voltage	115 Volts
Recommended Room Size	Up to 550 Sq.Ft.
Dehumidification Capacity	2.3 Pints per hour
Product Dimensions (DxWxH)	20.28" x 24.21" x 14.53"
Item Weight	73 pounds
Noise Level	55.3 dB
Refrigerant	R-32
Special Features	24 Hour Timer, Energy Saver Mode, Fast Cooling, Remote Controlled, Sleep Mode



Image: Diagram showing the dimensions of the Keystone AC unit: 24.21 inches wide, 14.53 inches high, and 20.28 inches deep. The unit's weight is also indicated as 72.97 lbs.

WARRANTY AND SUPPORT

Warranty Information:







Your Keystone KSTAT12-1E AC unit comes with a **1-year limited warranty**. This warranty covers defects in materials and workmanship under normal use. Please refer to the warranty card included with your product for full terms and conditions.

Customer Support:

For technical assistance, warranty claims, or general inquiries, please contact Keystone customer support. Contact details can typically be found on the manufacturer's website or on the product packaging.


You may also refer to the official [User Manual \(PDF\)](#) for additional details.

Related Documents - KSTAT12-1E

	<p>Keystone KSTAT12-2C - 2016 Air Conditioner Owner's Manual & Installation Guide</p> <p>Comprehensive owner's manual and installation guide for the Keystone KSTAT12-2C - 2016 Window/Wall-Type Room Air Conditioner. Includes safety, features, installation, care, troubleshooting, and warranty information.</p>
	<p>Keystone Window/Wall Room Air Conditioner User Manual</p> <p>User manual for Keystone window and wall-type room air conditioners (KSTAT series). Covers safety, installation, features, operation, care, cleaning, troubleshooting, and warranty. Essential guide for optimal performance and maintenance.</p>
	<p>Keystone KSTAT10-1D Air Conditioner - One Year Product Warranty</p> <p>Details of the one-year limited product warranty for Keystone air conditioners, outlining coverage, consumer responsibilities, exclusions, and service procedures provided by Midea Consumer Services.</p>
	<p>Siemens GMA..1 Air Damper Actuators: Technical Datasheet</p> <p>Detailed technical specifications, functions, and ordering information for Siemens GMA..1 series rotary air damper actuators. Covers two-position, three-position, and modulating control types with spring return functionality, suitable for HVAC applications.</p>
	<p>Installation Instructions for Air Conditioners</p> <p>Comprehensive installation guide for air conditioners, detailing wall sleeve preparation, unit mounting, and finishing steps for various brands and models.</p>
	<p>Keystone Portable Air Conditioner KSTAP05PHA & KSTAP07PHA Owner's Manual</p> <p>Comprehensive owner's manual for Keystone portable air conditioners, models KSTAP05PHA and KSTAP07PHA. Includes safety precautions, installation guides, operation instructions, maintenance tips, and troubleshooting.</p>


[pdf] Label



KSTAT12 1E 1ü¼¼ü kstat121e energy Through the Wall Air Conditioner with Remote Control
Keystone ystn1094 1EKeystone 1Esecure img1 ag wfcdn dm document f2313ae1 66a4 49ae 899d
fa35e29dc2ab 1EEnergy GuideKeystone Wayfairsecure energyassets ||| ||| 1 2 3 4 5 6 7 8 9 10 11 12 A A
. B B Room Air Conditioner KEYSTONE Without Reverse Cycle Model KSTAT12-1E Without Louvered
Sides Capacity: 12,000 BTUs C C 123 D 107 140 D E 9.5 E F E 2017-03 G Technical Requirement Ver.:
E, 2017-03 1. Appea
1 2 3 4 5 6 7 8 9 10 11 12 A A . B B Room Air Conditioner KEYSTONE Without
Reverse Cycle Model **KSTAT12-1E** Without Louvered Sides Capacity: 12,000 BTUs
C C 123 D 107 140 D E 9.5 E F E 2017-03 G Technical Requirement Ver.: E, 2017-03
1. Appearance quality and mat...
lang:en score:31 filesize: 859.39 K page_count: 1 document date: 2024-11-19



[pdf] Specifications Warranty

KSTAT12 1E 9 ore fa — At Keystone your family s comfort starts here offers a full assortment of budget
friendly home climate solutions for every room in the house 70690352 lowes productdocuments
29cea34a b689 4833 a84c 3521e11f5891 |||
At Keystone, your family s comfort starts here. Keystone offers a full assortment of
budget-friendly ... o customize your comfort fully. When it comes to home climate
solutions, Keystone has you covered. **KSTAT12-1E** PERFORMANCE Cooling
Capacity Dehumidification pints/hour Cooling Area EER CEER ELECTRI...
lang:en score:30 filesize: 852.32 K page_count: 1 document date: 2025-03-10





[\[pdf\]](#) Specifications Warranty

kstat121e spec Through the Wall Air Conditioner with Remote Control Keystone ystn1094 KSTAT12
1Ekeystone 1Ev1secure img1 ag wfcdn dm document 8b794639 da14 40c8 a3ed a5087d22c0f2

1ESpecificationsKeystone Wayfairv1secure specassets ||| ||| At Keystone, your family s comfort starts here. Keystone offers a full assortment of budget-friendly home climate solutions for every room in the house. Whatever your needs window air conditioners, inverter air conditioners, thru-the-wall a At Keystone, your family s comfort starts here. Keystone offers a full assortment of budget-friendly ... o customize your comfort fully. When it comes to home climate solutions, Keystone has you covered. **KSTAT12-1E** PERFORMANCE Cooling Capacity Dehumidification pints/hour Cooling Area EER CEER ELECTRI... lang:en score:23 filesize: 852.32 K page_count: 1 document date: 2025-03-10

[\[pdf\]](#) User Manual Owner's Manual Installation Guide Instructions Troubleshooting Guide

1 Owner s Manual 70690334 lowes productdocuments 64d38fc2 649e 4679 95ef e4735afbedd8 |||
WALL TYPE ROOM AIR CONDITIONER EN Owner s Manual Model: KSTAT08-1E
KSTAT14-2D KSTAT10-1E KSTAT08-1HD KSTAT10-2E KSTAT10-2HD **KSTAT12-
1E** KSTAT12-2HD KSTAT12-2E KSTAT14-2HD IMPORTANT NOTE: Before using
your air conditioner, please read this manual carefully and keep it for future reference.
keystonecs...
lang:en score:22 filesize: 10.74 M page_count: 102 document date: 2025-01-14