

Manuals+

[Q & A](#) | [Deep Search](#) | [Upload](#)

[manuals.plus](#) /

› [WANFIRE](#) /

› [WANFIRE Hands Free Dog Leash Instruction Manual \(Model HGD3249\)](#)

WANFIRE HGD3249

WANFIRE Hands Free Dog Leash Instruction Manual

Model: HGD3249

INTRODUCTION

The WANFIRE Hands Free Dog Leash is a versatile 2-in-1 solution designed for convenience and safety. It functions as both a daily walking leash and a car seatbelt, eliminating the need for multiple accessories. This multifunctional leash offers various wearing options, including crossbody, waist belt, and handheld, adapting to different activities such as walking, jogging, hiking, and travel. Constructed from high-strength nylon and tear-resistant polyester with a 360° rotating aluminum alloy clip, it is built to withstand pulling forces from dogs up to 110 lbs. Dual soft foam handles provide comfortable grip and shock absorption, while double-sided reflective stitching enhances visibility for night safety.

SETUP AND INSTALLATION

Adjusting the Leash Length

The leash features a double buckle adjustment system, allowing for length adjustments from 5.9 to 9.2 feet (70.87–110 inches). This adaptability ensures a comfortable fit for various body types and walking styles.



Image: Diagram illustrating the adjustable length of the WANFIRE dog leash, showing how the two buckles allow for a range of 71 to 110 inches.

Converting to a Car Seatbelt

The leash quickly converts into a reliable car seatbelt for pet safety during travel. Follow these steps:

1. Remove the buckle of the end dog leash with a spring buckle from the entire dog leash.
2. Attach it to the 11.81-inch in-car safety strap.
3. Installation complete – this forms a 35.43-inch (2.95 ft) in-car dog safety belt.

Easily transform into a dog safety belt



Step 1: Remove the buckle of the end dog leash with a spring buckle from the entire dog leash.



Step 2: Attach it to the 11.81-inch in-car safety strap.



Step 3: Installation complete – forms a 35.43-inch (2.95 ft) in-car dog safety belt.

Image: Step-by-step visual guide on transforming the leash into a car safety belt by detaching a section and connecting it to the included safety strap.

Your browser does not support the video tag.

Video: Demonstration of the WANFIRE Hands Free Dog Leash for walking, running, and hiking, showcasing its versatility and ease of use.

OPERATING INSTRUCTIONS AND USAGE MODES

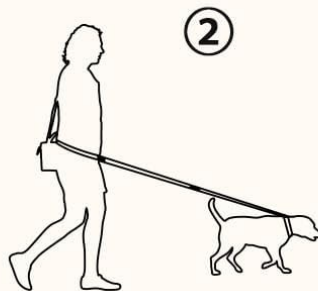
The WANFIRE leash offers multiple ways to walk your dog, providing flexibility and comfort for both you and your pet.

- **Crossbody Leash:** Wear the leash across your body for a snug and comfortable fit, freeing your hands.
- **Waist Leash:** Secure the leash around your waist, offering all-around protection and allowing for hands-free exercise.
- **Handheld Leash:** Use as a traditional handheld leash for direct control.
- **Double Handled Leash:** The leash features two soft foam handles for a comfortable grip and reduced strain from sudden pulling, giving you better control.
- **Tie Leash/Temporary Placement Leash:** Can be used to temporarily secure your dog to a fixed object.
- **Training Leash:** The adjustable length and multiple handles make it suitable for various training scenarios.

Various ways to use a dog leash



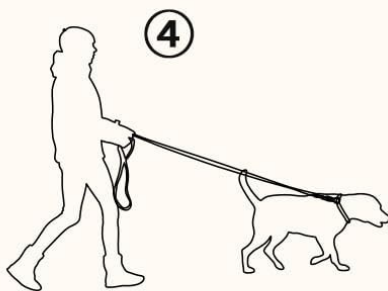
Shoulder leash



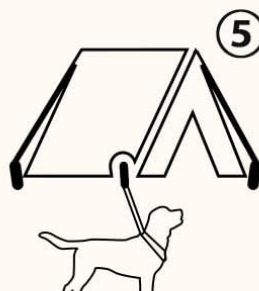
Waist leash




Handheld leash



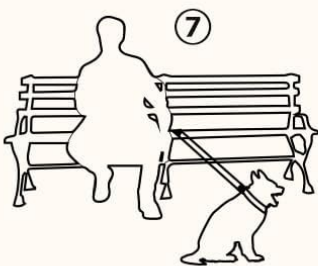
Double handheld leash



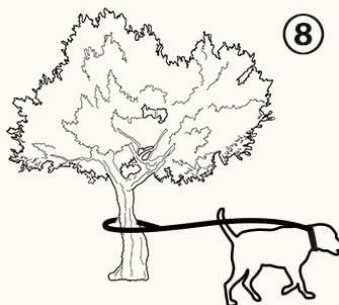
Tie leash



Training leash



Temporary placement leash



Tie at the tree



Car back seat leash

Image: A diagram showcasing nine different ways to use the dog leash, from shoulder and waist wear to temporary

tethering and car seatbelt function.




Image: Multiple photographs demonstrating the leash's use in different activities such as car travel, climbing, running, walking, training, and hiking.

Your browser does not support the video tag.

Video: Instructional video demonstrating how to use the leash in hands-free modes, including waist and crossbody configurations.

SAFETY AND MAINTENANCE

Night Safety

The leash is designed with dual-sided reflective stitching to enhance visibility in low-light conditions. This ensures you and your dog are easily seen during dusk, night, or dawn outings, reducing the possibility of accidents.

Double-sided high-gloss reflective tape

It is easier to be noticed by people or vehicles at night or dusk when the light is dim, thus reducing the possibility of accidents

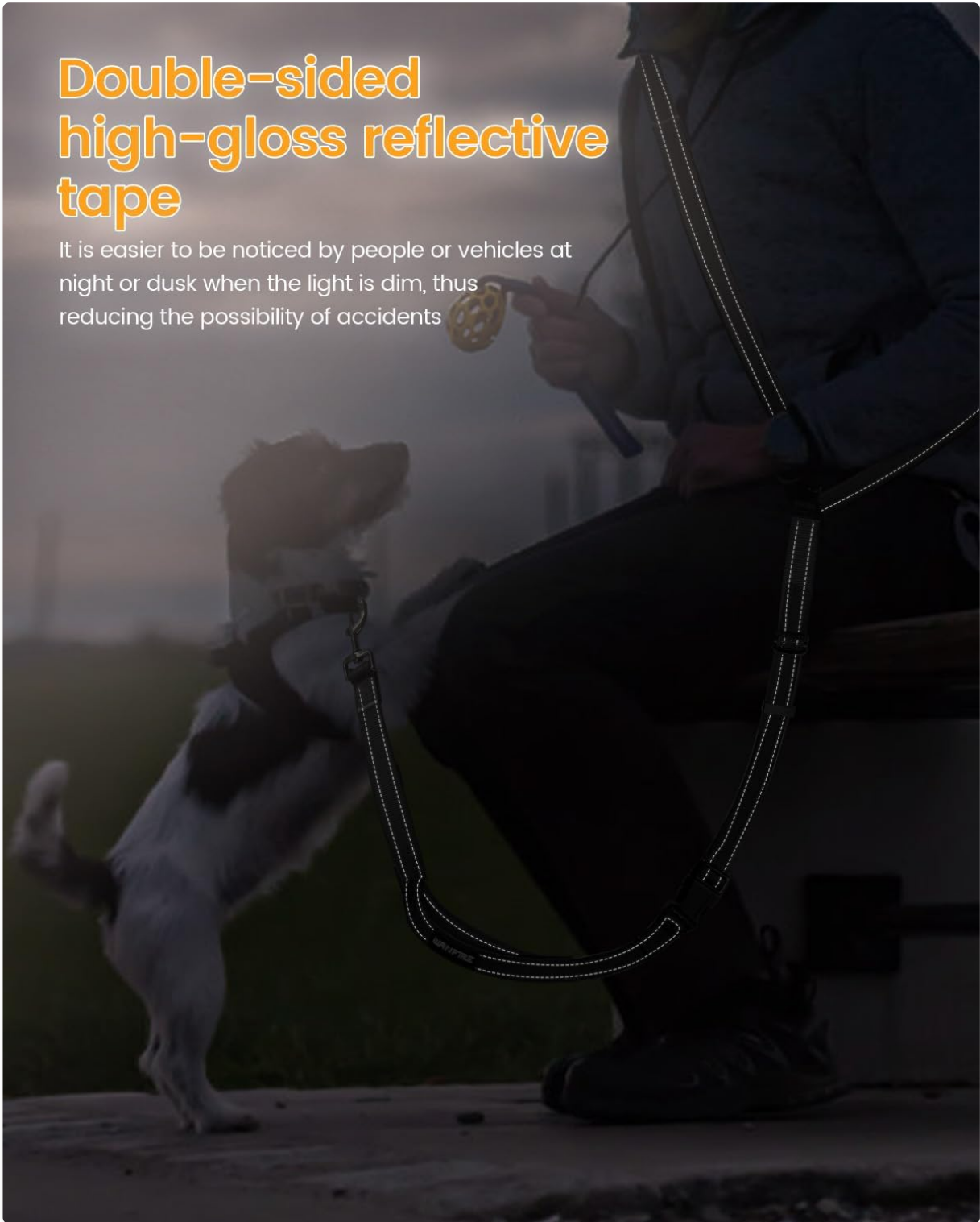


Image: Close-up of the leash highlighting its double-sided reflective tape, designed for increased visibility and safety during nighttime use.

General Consumer Notice and Care

- Select leash size based on your dog's weight.
- Check buckles and stitching before each use for any signs of wear or damage.
- Stay alert and aware of your surroundings when outdoors.
- Clean and inspect the leash regularly to ensure longevity and safety.
- Follow all car seatbelt use instructions carefully.
- Avoid long periods of intense pulling, as this can cause premature wear.
- For night use, consider additional reflection or lights for maximum visibility.
- Store in a dry, ventilated place when not in use.

SPECIFICATIONS

Feature	Detail
Item Weight	9.4 ounces (0.59 Pounds)
Manufacturer	WANFIRE
ASIN	B0F7XLBQJD
Item Model Number	HGD3249
Date First Available	May 8, 2025
Item Package Dimensions L x W x H	6.57 x 5.35 x 2.17 inches
Item Dimensions LxWxH	110 x 0.98 x 0.1 inches
Brand Name	WANFIRE
Target Audience Keyword	dogs
Model Name	hands free dog leash
Color	Black
Size	5.9-9.2ft-Large
Material	Nylon, polyester fiber, aluminum alloy
Number of Items	1
Included Components	hands free dog leash x 1, Dog Seatbelt x 1

WARRANTY AND SUPPORT

The WANFIRE Hands Free Dog Leash comes with a **12-month warranty** for peace of mind. For any inquiries or support, please refer to the following:

- **90-Day No-Reason Return & Exchange:** Enjoy a hassle-free return or exchange within 90 days of purchase.
- **Lifetime Technical Support:** Receive ongoing technical assistance for the lifespan of your product.
- **Regular Maintenance Reminders:** Access tips and reminders to keep your leash in optimal condition.

For further assistance, please visit the [WANFIRE Store on Amazon](#).