

## Manuals+

[Q & A](#) | [Deep Search](#) | [Upload](#)

[manuals.plus](#) /

- › [EELHOE](#) /
- › [EELHOE Under Eye Brightener CC Concealer Instruction Manual](#)

## EELHOE B0F7XFST4S

# EELHOE Under Eye Brightener CC Concealer Instruction Manual

Model: B0F7XFST4S

Brand: EELHOE

## 1. PRODUCT OVERVIEW

The EELHOE Under Eye Brightener CC Concealer is formulated to hydrate, brighten, and refine the skin around the eyes, effectively reducing the appearance of dark circles and signs of fatigue. Its waterproof and sweatproof properties ensure long-lasting wear without creasing or smudging.



Image: EELHOE Light Skin Beauty Foundation illustrating its comfortable concealing effect, long-lasting wear, hydrating properties, and ability to cover blemishes for radiant skin.

### Key Features:

- **Hydrating Formula:** Infused with moisturizers to prevent skin tightness or a powdery finish after application, leaving the under-eye area smooth and bright.
- **Instant Radiance:** Utilizes a color-correcting formula to brighten and refine the skin around the eyes, reducing dark circles and moisturizing the skin.
- **Long-Lasting Wear:** Waterproof and sweatproof, ensuring the concealer remains effective throughout the day without fading, creasing, or smudging.
- **Custom Coverage:** Easily buildable to cover dark circles, blemishes, or tear troughs without yellowing or whitening, blending seamlessly with most skin tones.
- **Skincare Benefits:** A nutrient-rich formula that not only conceals but also nourishes and balances skin texture.



Image: Illustration detailing the concealer's hydrating and light, breathable properties, designed to provide a moist makeup effect and comfortable wear.

## 2. SAFETY INFORMATION

No specific safety information is provided beyond general cosmetic product use. Always perform a patch test on a small area of skin before full application, especially if you have sensitive skin. Discontinue use immediately if irritation, redness, or discomfort occurs.

## 3. USAGE INSTRUCTIONS

Follow these steps for optimal application of your EELHOE Under Eye Brightener CC Concealer:

1. **Prepare Skin:** Cleanse your face thoroughly and ensure it is dry before applying any product.

2. **Apply Concealer:** Dispense an appropriate amount of the foundation cream onto your fingertips, a makeup brush, or a cotton pad.
3. **Blend Evenly:** Gently pat and blend the cream onto your under-eye area and other desired facial areas until it evenly covers and blends into your skin. Use circular motions for a seamless finish.

## LONG LASTING MAKEUP LOOK

Don't worry about your makeup falling off when going out, keep you beautiful all day long



Before After

Before After

Multi functional and nutritious concealer helps to moisturize and balance skin texture

Lasts for **8-12** hours

Image: Visual guide on how to use the EELHOE concealer, showing the steps of cleaning the face and applying the product with a brush or fingertips for even coverage.

### Application Demonstration:

Your browser does not support the video tag.

Video: A demonstration of applying the EELHOE Under Eye Concealer to brighten and even out skin tone. The video shows the product being dispensed and blended onto the face using a brush, highlighting its seamless integration.

## WATERPROOF & SWEAT PROOF

Daily travel without worrying about the embarrassment of removing makeup



Waterproof

Refreshing

EELHOE Light skin beauty foundation

Image: The EELHOE concealer providing a long-lasting, flawless makeup look, demonstrating its durability throughout the day.

## 4. MAINTENANCE

---

To maintain the quality and effectiveness of your EELHOE Under Eye Brightener CC Concealer, store it in a cool, dry place away from direct sunlight. Ensure the cap is securely closed after each use to prevent the product from drying out. Regularly clean any application tools, such as brushes or sponges, with mild soap and water, then allow them to air dry completely before next use.

## 5. TROUBLESHOOTING

---

If you encounter any issues with the EELHOE Under Eye Brightener CC Concealer, consider the following solutions:

- **Uneven Application:** Ensure your skin is properly cleansed and moisturized before applying. Use a clean brush or sponge and blend thoroughly in circular motions to achieve an even finish.
- **Product Appears Dry or Cakey:** This product is formulated to be hydrating. Verify that your skin is well-hydrated prior to application. If the product itself seems dry, ensure the cap is tightly closed after each use to prevent air exposure.
- **Color Mismatch:** The concealer is designed to adapt to skin tone. If the shade appears too light or dark, ensure you have selected the appropriate variant (e.g., Light, Medium, Dark) for your specific skin tone.
- **Skin Irritation:** Discontinue use immediately if you experience any redness, itching, burning, or discomfort. If symptoms persist, consult a dermatologist.

## 6. SPECIFICATIONS

---

Attribute	Detail
Brand	EELHOE
Model Number	B0F7XFST4S
Item Form	Cream
Color	Mix-2pc
Skin Type	All, Combination, Dry, Normal, Oily, Sensitive
Recommended Uses	Under eye concealer

<b>Material Type Free</b>	Paraben Free
<b>Manufacturer</b>	EELHOE

### Ingredients:

The primary ingredients include Aqua, Dimethicone, Titanium Dioxide, Polyglyceryl-3 Diisostearate, and 1,2-Hexanediol.

# INGREDIENTS






Image: Key ingredients of the EELHOE concealer, including Aqua, Dimethicone, Titanium Dioxide, Polyglyceryl-3 Diisostearate, and 1,2-Hexanediol, shown with illustrative icons.

## 7. WARRANTY AND SUPPORT

For warranty information or product support, please refer to the seller's policy on the purchase platform. The standard return policy allows for refund or replacement within 30 days of purchase.

This product is sold by Vireon Sweet Spot Pillow US. For additional information or to explore other products, visit the [EELHOE Store](#).

