

Manuals+

[Q & A](#) | [Deep Search](#) | [Upload](#)

[manuals.plus](#) /

› [EUHOMY](#) /

› [EUHOMY 12 Volt Refrigerator, 35QT\(33L\) Dual Zone Electric Cooler, Portable Freezer 12V/24V DC 110-240V AC, 12V Fridge - 4°F~68°F, 12V Cooler with Wheels & Basket for Travel, Truck, Camping, Boat Refrigerator 35QT\(Dual Zone\)](#)

EUHOMY CFB-35D

EUHOMY 35QT Dual Zone Portable Refrigerator User Manual

Model: CFB-35D

INTRODUCTION

Thank you for choosing the EUHOMY 35QT Dual Zone Portable Refrigerator. This versatile electric cooler is designed for various applications, including travel, truck use, camping, and home use. It features dual temperature zones, a powerful compressor, and multiple power supply options to keep your food and beverages perfectly chilled or frozen. Please read this manual thoroughly before operation to ensure safe and efficient use.



The EUHOMY 35QT Dual Zone Portable Refrigerator, showcasing its compact design with wheels and integrated control panel.

SAFETY INFORMATION

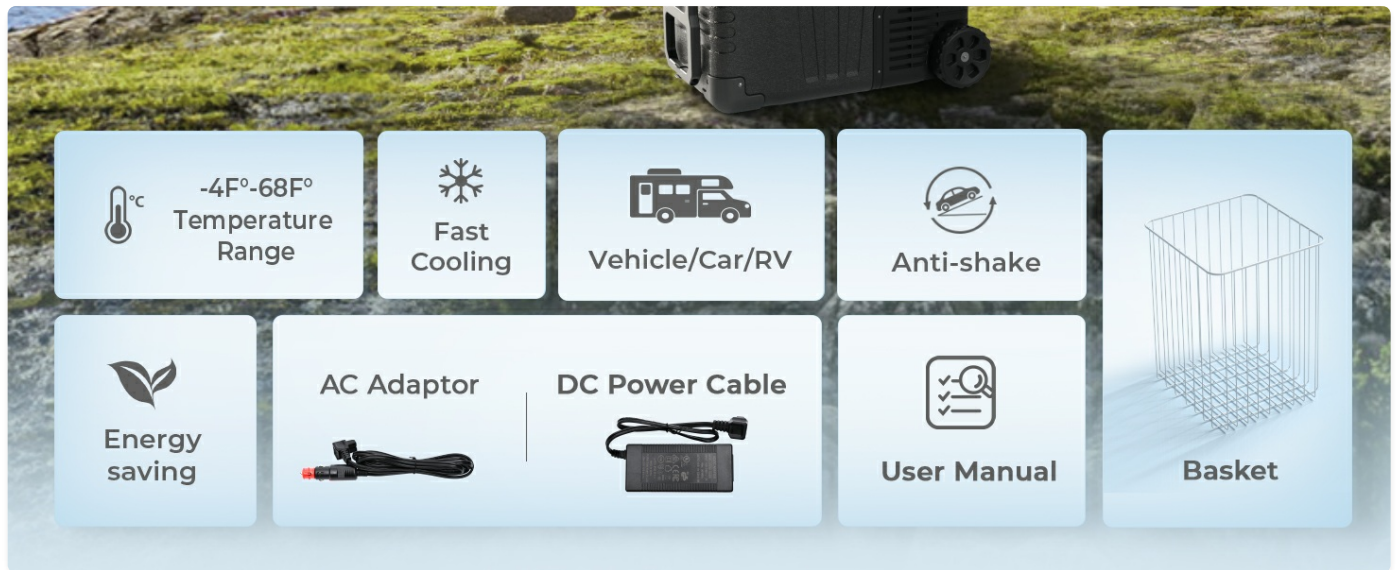
Always follow basic safety precautions when using electrical appliances to reduce the risk of fire, electric shock, and injury.

- Ensure the power supply voltage matches the refrigerator's requirements (12V/24V DC, 110-240V AC).
- Do not immerse the refrigerator in water or expose it to excessive moisture.
- Keep ventilation openings clear of obstructions to prevent overheating.
- Do not use the appliance if the power cord or plug is damaged.
- Avoid placing hot food directly into the refrigerator; allow it to cool first.
- Unplug the refrigerator before cleaning or performing any maintenance.
- This appliance is not intended for use by persons (including children) with reduced physical, sensory or mental capabilities, or lack of experience and knowledge, unless they have been given supervision or instruction concerning use of the appliance by a person responsible for their safety.

PACKAGE CONTENTS

Verify that all items are included in your package:

- EUHOMY 35QT Portable Refrigerator
- AC Power Adapter (110-240V)
- DC Power Cord (12V/24V)
- User Manual
- Storage Baskets (2)
- Divider



An overview of the included accessories and key features of the portable refrigerator.

SETUP

1. **Unpacking:** Carefully remove the refrigerator and all accessories from the packaging.
2. **Placement:** Place the refrigerator on a flat, stable surface. Ensure there is adequate ventilation around the unit (at least 10 cm clearance on all sides).
3. **Initial Power-Up:**
 - For AC power (home use): Connect the AC adapter to the refrigerator's AC input, then plug it into a standard 110-240V wall outlet.
 - For DC power (car/truck/boat use): Connect the DC power cord to the refrigerator's DC input, then plug it into your vehicle's 12V/24V cigarette lighter socket.
4. **Initial Cooling:** For optimal performance, it is recommended to pre-cool the refrigerator for at least 30 minutes before loading items.

MULTIPLE POWER SUPPLIES



Car
Cigarette lighter
12V-24V

PLUG INCLUDED



Home outlet
110-240V

PLUG INCLUDED



Power Station
Solar Panel


NOT INCLUDED

The refrigerator supports multiple power supplies, including 12V/24V DC for vehicles and 110-240V AC for home use. It can also be connected to a portable power station (not included).

OPERATING INSTRUCTIONS

Control Panel Overview

The refrigerator features an intuitive LCD control panel for easy temperature adjustments and mode selection.



The control panel allows for precise temperature settings and mode selection. The unit also features a built-in LED light for visibility and operates with low noise.

- **Power Button:** Press to turn the unit ON/OFF.
- **SET Button:** Press to cycle through temperature zones (if applicable) or to enter temperature setting mode.
- **+/- Buttons:** Use to adjust the desired temperature.
- **MAX/ECO Mode:** Toggle between MAX (fast cooling) and ECO (energy-saving) modes.
- **°C/°F Button:** Switch between Celsius and Fahrenheit temperature display.

Dual Zone Operation

This model features two independent storage areas that can be set to different temperatures, allowing for both refrigeration and freezing simultaneously.

DUAL ZONE DUAL TEMPERATURES



The dual zone design allows for flexible use, enabling simultaneous refrigeration and freezing of items.

- Each zone's temperature can be adjusted independently using the control panel.
- The larger zone is typically 26QT, and the smaller zone is 9QT, totaling 35QT capacity.
- The removable divider allows for flexible configuration of the zones.

Battery Protection

The refrigerator includes a 3-level battery protection system to prevent your vehicle's battery from draining.

3-LEVEL

CAR BATTERY PROTECTION



Low 9.6-10.9V



Med 10.4-10.9V



Hight 11.1-12.4V



The 3-level battery protection system safeguards your vehicle's battery from excessive discharge.

- **L (Low):** 9.6-10.9V
- **M (Medium):** 10.4-10.9V
- **H (High):** 11.1-12.4V
- Select the appropriate level based on your vehicle's battery condition and usage. Higher settings offer more protection.

App Control (Optional)

The refrigerator can be controlled via a smartphone app for convenient temperature adjustments and monitoring.

APP CONTROL

Setting and checking all from your phone



Battery
Protection
(H/M/L)



MAX / ECO



Voltage



°C / °F



Temperature
Control



Lock
Screen



Control and monitor your refrigerator settings directly from your smartphone using the dedicated app.

- Download the EUHOMY app from your device's app store.
- Follow the in-app instructions to pair your refrigerator via Bluetooth.
- Adjust temperature, switch modes, and monitor battery voltage directly from your phone.

MAINTENANCE

- **Cleaning:**
 - Unplug the unit before cleaning.
 - Wipe the interior and exterior with a damp cloth and mild detergent.
 - Do not use abrasive cleaners or harsh chemicals.
 - Ensure the unit is completely dry before plugging it back in.
- **Defrosting:** The unit is frost-free, but if ice buildup occurs, unplug the unit and allow the ice to melt naturally. Drain

any water through the drain plug if available.

- **Storage:** When not in use for extended periods, clean the unit, leave the lid slightly ajar to prevent odors, and store it in a dry, well-ventilated area.

TROUBLESHOOTING

Problem	Possible Cause	Solution
Refrigerator not cooling	No power; ventilation blocked; temperature setting too high.	Check power connection; ensure clear ventilation; lower temperature setting.
Unit making unusual noise	Unit not level; fan obstruction.	Place on a level surface; check for and remove any fan obstructions.
Display error code	Internal sensor issue; low voltage.	Refer to specific error code in full manual or contact support; check power source and battery protection setting.
Battery drain in vehicle	Battery protection setting too low.	Adjust battery protection level to M or H.

SPECIFICATIONS

Feature	Detail
Model	CFB-35D (Part Number: CFB-35DX)
Capacity	35 Quarts (33 Liters)
Temperature Range	-4°F to 68°F (-20°C to 20°C)
Voltage	12V/24V DC, 110-240V AC
Item Weight	29.8 pounds (13.5 kg)
Product Dimensions	25.75 x 17.05 x 17.36 inches (65.4 x 43.3 x 44.1 cm)
Special Features	Anti-Shake, Dual Zone Dual Control, Eco-Friendly, Portable, Wheeled
Defrost System	Frost Free
Material Type	Polyethylene Terephthalate

35^{QT} LARGEN CAPACITY









Dimensions and capacity of the 35QT portable refrigerator.

WARRANTY & SUPPORT

EUHOMY offers a 2-year technical support for this 12V refrigerator. If you encounter any issues or have questions regarding your product, please contact EUHOMY customer service for assistance. Keep your purchase receipt for warranty claims.

For further assistance, please visit the official EUHOMY store or contact their customer support channels.

EUHOMY Store: [Visit the EUHOMY Store on Amazon](#)

	<p>Euhomy Car Refrigerator Instruction Manual</p> <p>Instruction manual for the Euhomy Car Refrigerator, model CFJ-30. Covers product functions, operation, troubleshooting, technical parameters, and safety notices.</p>
	<p>Euhomy Car Refrigerator Instruction Manual - CFL-16/CFL-23</p> <p>Comprehensive instruction manual for the Euhomy CFL-16 and CFL-23 portable car refrigerators. Includes setup, operation, safety, troubleshooting, and app connection guides.</p>
	<p>Euhomy Car Refrigerator Instruction Manual: CF-35, CF-45, CF-55 User Guide</p> <p>Comprehensive instruction manual for Euhomy Car Refrigerators (models CF-35, CF-45, CF-55). Covers safety, installation, operation, temperature control, maintenance, troubleshooting, specifications, warranty, and app connectivity for optimal use in vehicles, camping, and home environments.</p>
	<p>Euhomy Car Refrigerator Instruction Manual (CFJ-30/CFJ-30B)</p> <p>Comprehensive instruction manual for the Euhomy CFJ-30 and CFJ-30B car refrigerators, covering operation, troubleshooting, technical specifications, and safety guidelines.</p>
	<p>Euhomy Car Refrigerator Instruction Manual CF-35/45/55</p> <p>Comprehensive instruction manual for Euhomy Car Refrigerators, models CF-35, CF-45, and CF-55. This guide covers safety precautions, installation, operation, temperature control, maintenance, troubleshooting, specifications, and warranty information.</p>
	<p>Euhomy Car Refrigerator Instruction Manual</p> <p>Comprehensive instruction manual for Euhomy Car Refrigerators, covering safety, features, operation, maintenance, troubleshooting, and technical specifications for models TWW-35/45/55.</p>