

Manuals.plus /

› Sony /

› Sony BRAVIA 5 Series 4K Ultra HD Smart Mini LED Google TV (Model K-65XR55A) User Manual

Sony K-65XR55A

Sony BRAVIA 5 Series 4K Ultra HD Smart Mini LED Google TV User Manual

Model: K-65XR55A

INTRODUCTION

This manual provides essential information for setting up, operating, and maintaining your Sony BRAVIA 5 Series 4K Ultra HD Smart Mini LED Google TV, model K-65XR55A. Please read these instructions carefully before using your television to ensure proper and safe operation.

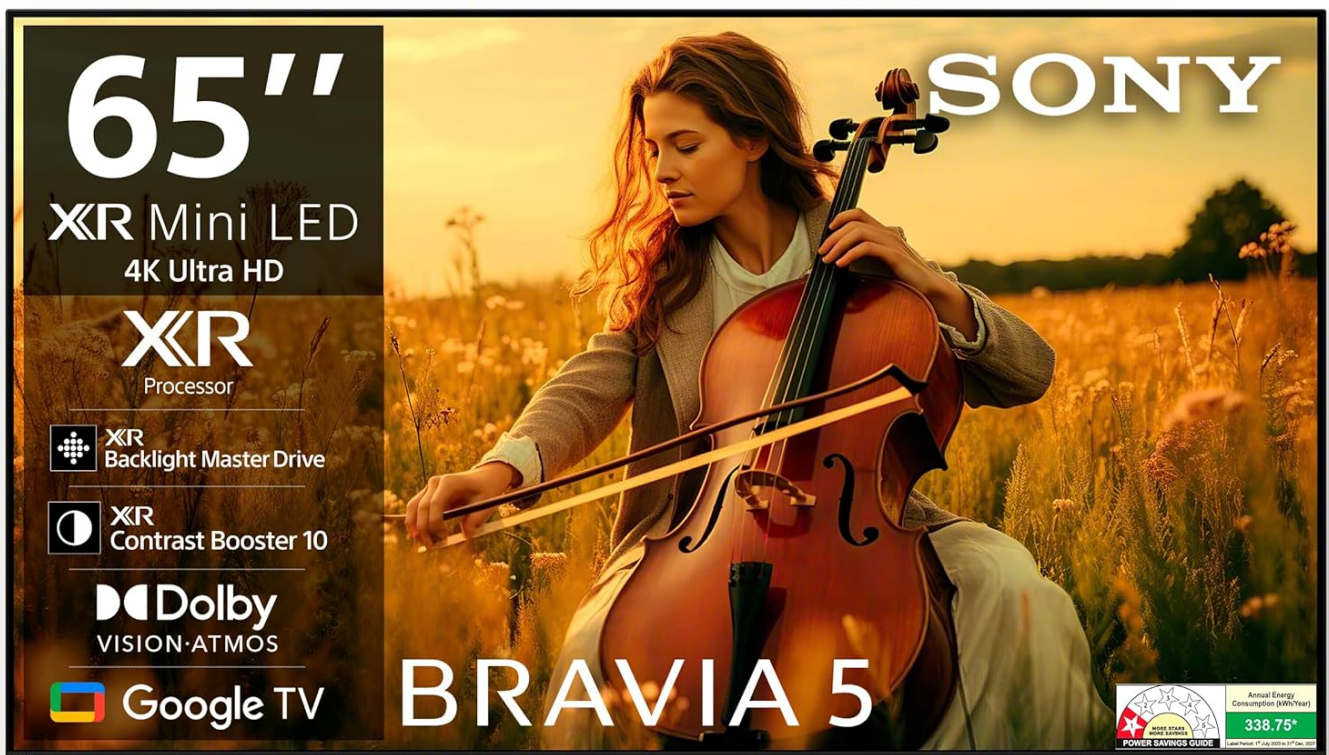


Image: Front view of the Sony BRAVIA 5 Series 65-inch television, showcasing its display and sleek design.

WHAT'S IN THE BOX

Verify that all components are present in the packaging:

- 1 LED TV
- 1 Remote Control
- 2 AAA Batteries



Image: Illustration showing the main components included in the TV box: the LED TV, a standard remote control, and two AAA batteries.

SETUP

1. Unpacking and Placement

- Carefully remove the TV from its packaging. It is recommended that two people handle the TV due to its size and weight.
- Place the TV on a stable, flat surface or mount it on a wall using a compatible VESA mount (sold separately). Ensure adequate ventilation around the TV.

2. Connecting Peripherals

Connect your external devices such as set-top boxes, gaming consoles, Blu-ray players, and USB storage devices to the appropriate ports on the TV.

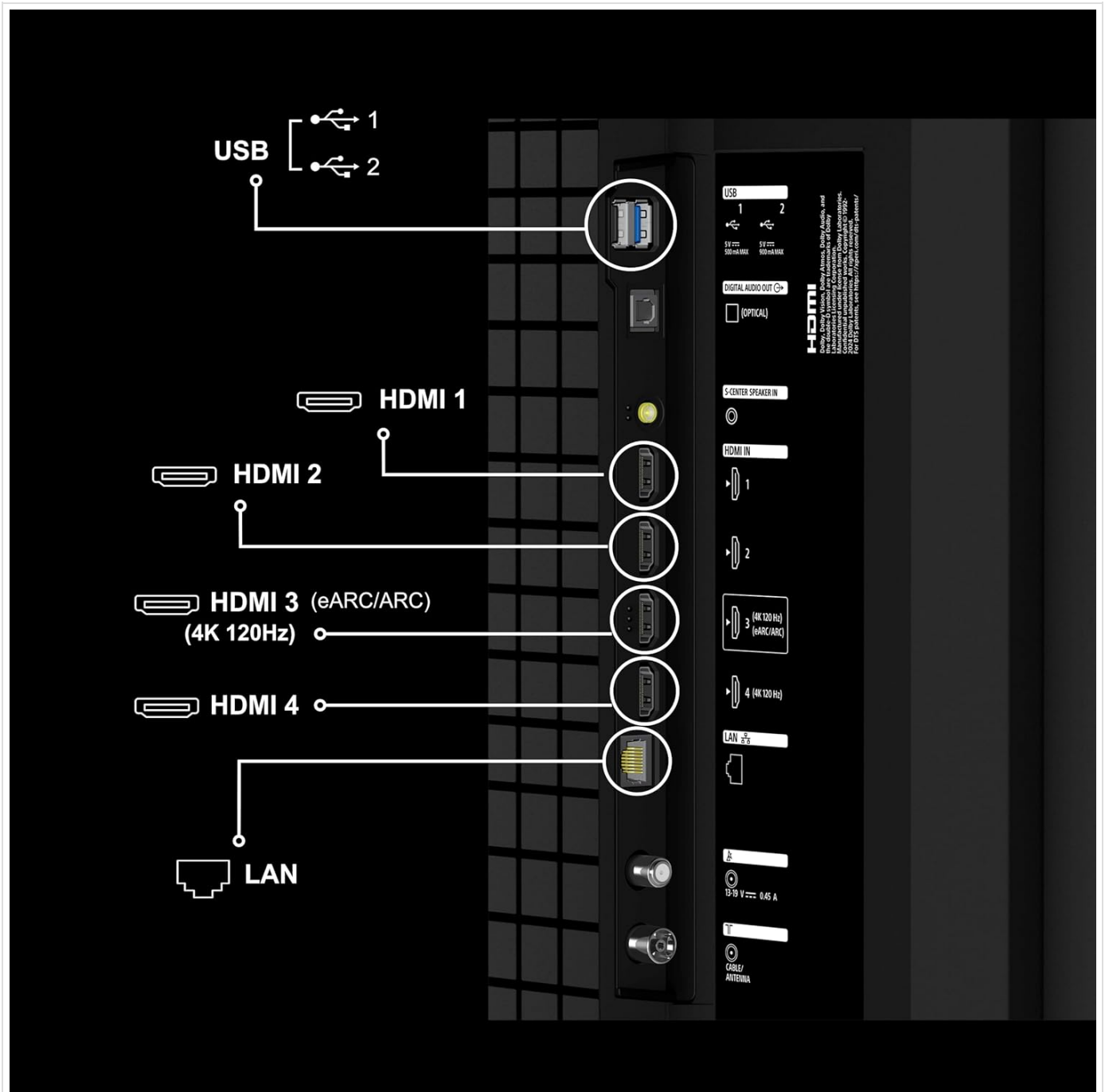


Image: Diagram illustrating the various connectivity ports on the rear of the TV, including USB, HDMI (HDMI 3 supports eARC/ARC and 4K 120Hz), and LAN ports.

- **HDMI Ports:** The TV features 4 HDMI ports. HDMI 3 supports eARC/ARC and 4K 120Hz for high-performance devices.
- **USB Ports:** Two USB ports are available for connecting hard drives and other USB devices.
- **LAN Port:** For wired internet connection.

- **Power:** Connect the power cord to the TV and then to a wall outlet.

3. Initial Power On and Network Setup

- Press the power button on the remote control or the TV.
- Follow the on-screen instructions to complete the initial setup, including language selection, country, and network connection (Wi-Fi or Ethernet).
- Sign in with your Google account to access Google TV features.

OPERATING INSTRUCTIONS

Remote Control Functions

The included remote control provides access to all TV functions. Insert the two AAA batteries into the remote control before use.

Eco Remote, Easy Controls



Image: Close-up of the Sony Eco Remote, highlighting buttons for power, menu, navigation, volume, channel, Google Assistant, and

dedicated buttons for streaming services like YouTube, Prime Video, Netflix, Sony Pictures Core, Sony Liv, and Crunchyroll.

- **Power Button:** Turns the TV on or off.
- **Google Assistant Button:** Activates voice control for searching content or controlling the TV.
- **Navigation Pad:** Used to navigate menus and select items.
- **Volume/Channel Buttons:** Adjust volume and change channels.
- **Quick Access Buttons:** Dedicated buttons for popular streaming services like YouTube, Prime Video, Netflix, and Sony Pictures Core.

Google TV Interface

Your TV runs on Google TV, providing a personalized content experience.

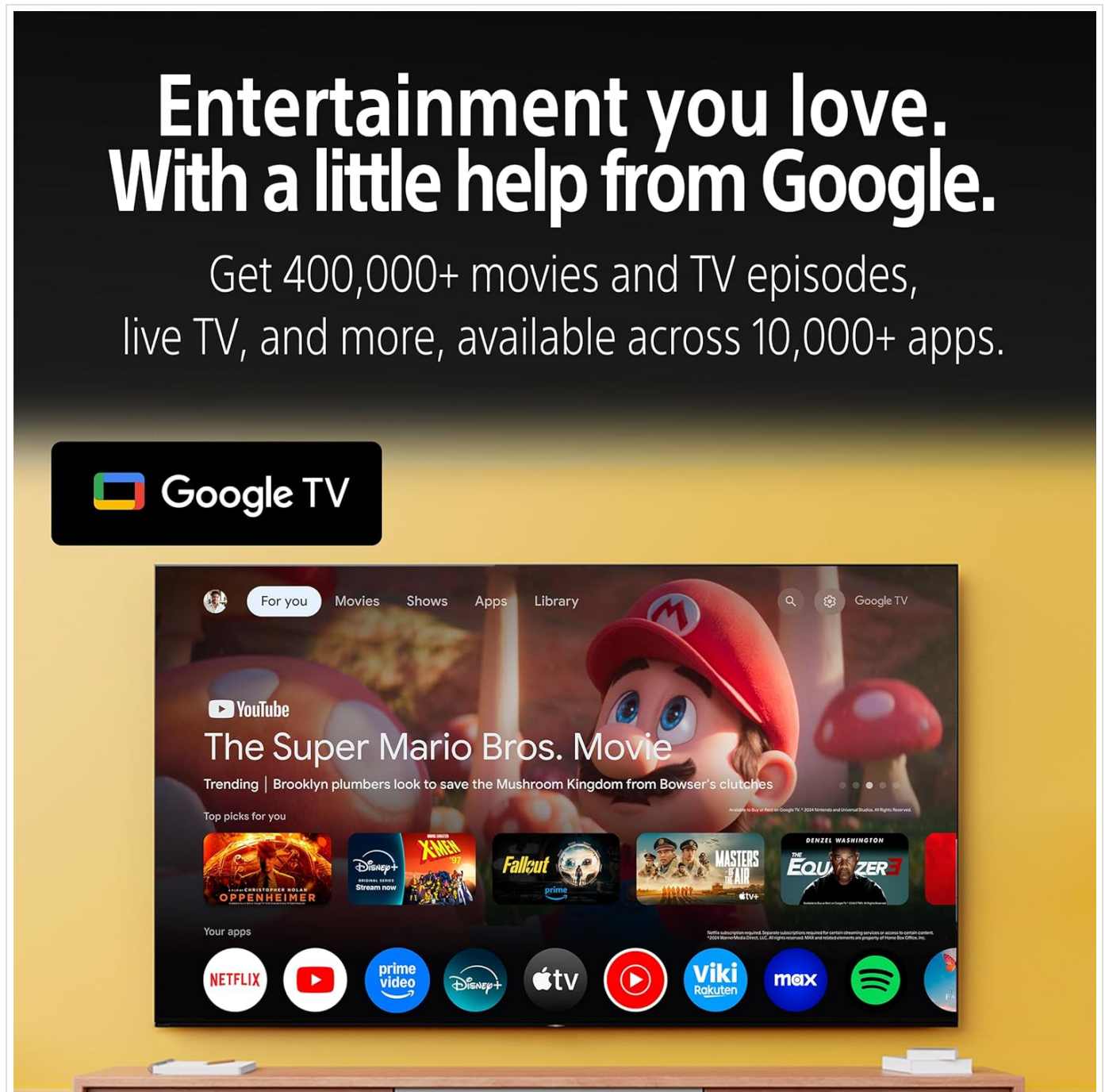


Image: Screenshot of the Google TV home screen, displaying various streaming app icons and content recommendations.

- **Home Screen:** Access recommended content, installed apps, and settings.
- **Watchlist:** Add movies and shows you want to watch later.

- **Google Assistant:** Use the built-in microphone for hands-free voice commands.
- **Google Cast:** Stream content from your mobile devices directly to the TV.

KEY FEATURES

Display Technology

- **4K Mini LED:** Experience precise contrast and brightness with thousands of individually controlled Mini LEDs.
- **XR Processor:** Enhances picture quality by analyzing and optimizing details, color, and motion in real-time.
- **XR Backlight Master Drive:** Provides precise local dimming for deep blacks and bright highlights.
- **XR Triluminos Pro:** Reproduces a wide spectrum of colors for natural and accurate picture quality.
- **XR Clear Image:** Intelligent upscaling adapts to source quality, minimizing noise for clarity.
- **XR Motion Clarity:** Ensures smooth and sharp motion, even in fast-paced scenes.
- **HDR10, HLG, Dolby Vision:** Support for various High Dynamic Range formats for enhanced contrast and color.

Unmatched realism with XR Processor and AI technology

Hundreds of thousands of details are enhanced every second for lifelike picture quality.



Image: Visual representation of the XR Processor's capabilities, showing enhanced brightness, motion processing, expanded color, and refined clarity across different scenes.

Striking contrast and brightness

Control thousands of LEDs with precise local dimming for stunning contrast and brightness.



XR
Backlight Master Drive



Image: Diagram illustrating the XR Backlight Master Drive, showing how precise local dimming controls thousands of LEDs for striking contrast and brightness.

Billions of accurate colors

Natural and precise picture quality
by our most powerful TV processor.



Conventional TVs



XR
Triluminos Pro

Image: Side-by-side comparison of a conventional TV and a TV with XR Triluminos Pro, demonstrating the richer and more accurate color reproduction of the latter.

Audio Features

- **40 Watts Output:** Powerful audio output for clear sound.
- **Acoustic Multi-Audio:** Side tweeters elevate sound and improve dialogue, making sound appear to come directly from the screen.
- **DTS Digital Surround, DTS:X, Dolby Atmos, Dolby Audio:** Support for immersive surround sound technologies.
- **Voice Zoom 3:** AI technology recognizes human dialogue and adjusts volume for clearer speech.

Sound matches picture

Side tweeters elevate the sound and improve dialogue.



**Acoustic
Multi-Audio**

Image: Graphic illustrating how Acoustic Multi-Audio projects sound from the screen, with side tweeters enhancing dialogue and sound placement.

Crystal clear voice. With AI technology

Voice Zoom 3 uses AI technology to recognize human dialogue and adjust volume for clearer speech.



Voice Zoom 3

Image: Visual showing Voice Zoom 3 in action, with a person speaking into a microphone and the TV adjusting volume levels to enhance speech clarity against background noise.

Smart TV and Gaming Features

- **Google TV:** Access a vast library of movies, TV episodes, and apps.
- **Google Assistant & Built-In Mic:** Control your TV and search content using voice commands.
- **Apple Airplay 2 & Apple Homekit:** Seamlessly integrate with Apple devices for streaming and control.
- **SONY PICTURES CORE:** Access exclusive movie content and promotions.
- **Perfect for PlayStation 5:** Features like ALLM (Auto Low Latency Mode) and VRR (Variable Refresh Rate) via HDMI 2.1 ensure optimal gaming performance.

Level up your gaming

Perfect for PlayStation®5 with game features that put you right at the heart of the action.



©2024 Sony Interactive Entertainment Inc. Developed by Team Asobi. Astro Bot is a trademark of Sony Interactive Entertainment LLC. Screen images simulated.
"PlayStation Family Mark", "PlayStation", "PS5 logo" and "PS5" are registered trademarks or trademarks of Sony Interactive Entertainment Inc. PS5 console and Vertical Stand each sold separately.

Image: A scene depicting a video game character on the TV screen, with a PlayStation 5 console and controller next to it, emphasizing the TV's gaming optimization.

Movies on us with the SONY PICTURES CORE app

• 5 movie credits to redeem the latest movie releases

• 12 months access to a curated selection of up to 100 movies



© & TM 2024 Marvel.

Purchase an eligible TV and register for SONY PICTURES CORE by February 23, 2026 to be eligible for promotion offers. Available movies subject to change. Terms and conditions apply, for more details see <https://www.sony.net/sony-pictures-core> © 2024 Layout and Design Sony Pictures Home Entertainment Inc. All Rights Reserved

Image: The SONY PICTURES CORE app interface displayed on the TV, promoting movie credits and access to a curated selection of films.

MAINTENANCE

Cleaning the TV

- Always unplug the TV before cleaning.
- Use a soft, dry cloth to wipe the screen and cabinet. For stubborn marks, lightly dampen the cloth with water or a mild, non-abrasive cleaner specifically designed for TV screens.
- Avoid using harsh chemicals, abrasive pads, or solvents as they can damage the screen or finish.

General Care

- Do not block ventilation openings on the TV.
- Keep the TV away from direct sunlight, heat sources, and excessive dust.

- If the TV will not be used for an extended period, unplug it from the power outlet.

TROUBLESHOOTING

This section addresses common issues you might encounter. For more detailed troubleshooting, refer to the online user manual on the Sony website or contact customer support.

Problem	Possible Cause	Solution
No power	Power cord disconnected; remote batteries depleted.	Ensure power cord is securely connected. Replace remote batteries.
No picture, but sound is present	Incorrect input source selected; external device issue.	Verify correct HDMI/input source. Check external device connection and power.
Poor picture quality	Low-resolution source; incorrect picture settings.	Ensure high-quality source. Adjust picture settings (e.g., brightness, contrast, sharpness).
No internet connection	Wi-Fi signal weak; incorrect network settings; router issue.	Check Wi-Fi signal strength. Re-enter network password. Restart router. Consider wired Ethernet connection.
Remote control not responding	Batteries depleted; obstruction between remote and TV.	Replace batteries. Remove any obstructions. Ensure remote is pointed at the TV's IR receiver.

SPECIFICATIONS

Detailed technical specifications for the Sony BRAVIA 5 Series K-65XR55A TV:

BRAVIA 5 65 class




Image: Diagram showing the physical dimensions of the Sony BRAVIA 5 Series 65-inch TV, including width, height, depth, and stand dimensions.

Feature	Detail
Brand	Sony
Model	K-65XR55A
Screen Size	65 Inches (164 cm)
Display Technology	Mini LED
Resolution	4K Ultra HD (3840 x 2160 Pixels)
Refresh Rate	120 Hz
Operating System	Google TV
Connectivity	4 HDMI ports (HDMI 2.1 compatible), 2 USB ports, Ethernet, Wi-Fi, Bluetooth
Audio Output	40 Watts, Dolby Atmos, Dolby Audio, DTS:X
Special Features	Google Assistant, Google Cast, Built-In Mic, ALLM/VRR/eARC, Apple Airplay 2, Apple Homekit, SONY PICTURES CORE, Perfect for PlayStation 5, Alexa, Voice Zoom 3, XR Processor, XR Backlight Master Drive, XR Triluminos Pro, XR Clear Image, XR Motion Clarity
Product Dimensions (WxHxD)	144.7 x 83.2 x 5.8 cm (without stand)
Item Weight	24.9 kg
Power Source	AC 240 Volts
On-mode Power Consumption	264 watts
Annual Energy Consumption	338.75 kWh (based on 4 hours/day, 365 days)
Included Components	1 LED TV, 1 Remote Control, 2 AAA Batteries

WARRANTY AND SUPPORT

Warranty Information

Your Sony BRAVIA 5 Series TV comes with a **3-year comprehensive warranty** provided by Sony from the date of purchase. This warranty covers technical issues with the product, including the remote control. Please retain your invoice as proof of purchase to avail warranty services.

Note: This warranty offer is valid for products purchased between September 18, 2025, and October 31, 2025.


Customer Support

For any technical assistance, installation requests, or product inquiries, please contact Sony Customer Care:

- **Customer Care:** 080 6500 6500
- **Email:** Sonyindia.care@ap.sony.com
- **Website:** Visit sonyindia.co.in for product recycling information and additional support.

SONY

Great Entertainment - Can't Wait



Trained & Verified **Expert**

24x7 Support with **Sony Voice Bot**



Customer Care
080 6500 6500



Well trained &
courteous
service staff



Installation
within 4 hrs*
of delivery

Image: A Sony service technician demonstrating TV features to customers, highlighting trained and verified experts, 24x7 support, and installation services.