

Empava 24WO09

Empava 24-inch Built-In Gas Single Wall Oven 24WO09 Instruction Manual

Model: 24WO09

1. INTRODUCTION

This manual provides essential information for the safe and efficient operation, installation, and maintenance of your Empava 24-inch Built-In Gas Single Wall Oven with Convection and Rotisserie. Please read all instructions thoroughly before using the appliance and retain this manual for future reference.



Image 1.1: Front view of the Empava 24-inch Built-In Gas Single Wall Oven with a roasted chicken and vegetables.

2. SAFETY INFORMATION

Your safety and the safety of others are paramount. Always adhere to basic safety precautions when using this appliance to reduce the risk of fire, electric shock, or injury.

General Safety Guidelines:

- Ensure proper installation by a qualified technician in accordance with local codes.
- Do not store flammable materials in or near the oven.
- Always use dry potholders when removing items from the oven.
- Never use the oven for heating the room.
- Do not allow children to climb or stand on the oven door.
- The oven features a low-E glass window for viewing progress without opening the door, which helps maintain internal temperature and reduces heat exposure.



Image 2.1: The oven's spacious interior and triple-layer tempered glass door for safe viewing.

3. PRODUCT OVERVIEW

The Empava 24WO09 is a 24-inch built-in gas single wall oven designed for modern kitchens. It features convection cooking, a rotisserie function, and intuitive controls for versatile meal preparation.

Key Features:

- **5 Cooking Modes:** Bake, Broil, Convection, Rotisserie, Convection Rotisserie.
- **Convection Technology:** Ensures even heat distribution for consistent cooking results.
- **360° Rotisserie:** Ideal for roasting poultry and larger cuts of meat.
- **Knob and Touch Control:** Ergonomic knobs for temperature and timer settings, complemented by an LED display.
- **2.3 Cu. Ft. Capacity:** Spacious interior with 5 rack positions to accommodate various dish sizes.
- **Durable Construction:** Made from 18-gauge stainless steel with a brushed satin finish and triple-layer tempered glass door.



Image 3.1: The oven's control panel featuring an LED display and ergonomic knobs.

4. SETUP AND INSTALLATION

Proper installation is crucial for the safe and optimal performance of your oven. This appliance is pre-installed for natural gas and is not LPG convertible. Ensure your cabinet opening meets the specified dimensions.

Installation Requirements:

- **Cutout Dimensions:** 23.42" W x 22.83" D x 23.6" H.
- **Fuel Type:** Natural Gas (not convertible to LPG).
- **Electrical:** 120 Volts, 3980 Watts.



Image 4.1: Detailed dimensions for built-in installation of the oven.

Unboxing and Initial Setup:

Carefully remove the oven from its packaging. Inspect for any damage. Remove all internal packing materials, including the cardboard and foam inserts, and accessories such as the baking rack, broiling pan, and rotisserie set.

Your browser does not support the video tag.

Video 4.1: An unboxing video demonstrating the careful removal of the Empava 24-inch Gas Single Wall Oven from its packaging and the unpacking of its accessories.

5. OPERATING INSTRUCTIONS

Your Empava oven offers multiple cooking functions to suit various culinary needs. Familiarize yourself with the control panel and cooking modes for optimal results.

Control Panel:

The oven features intuitive knob controls for setting temperature and time, along with an LED digital display for

clear feedback.



Image 5.1: A user adjusting the settings on the oven's control panel.

Cooking Modes:

Select the desired cooking mode using the function knob. The available modes are:

- **Bake:** For general baking, such as cakes, cookies, and casseroles.
- **Broil:** For grilling and browning the top surface of food.
- **Convection:** Circulates hot air evenly for faster preheating and uniform cooking, ideal for multiple racks of food.
- **Rotisserie:** Rotates food for even browning and juicy results, perfect for whole chickens or roasts.
- **Convection Rotisserie:** Combines convection heat with rotisserie for enhanced cooking performance.

5 Cooking Functions

Meet all your daily needs



Image 5.2: An illustration of the five distinct cooking functions available on the oven.

Using the Rotisserie:

The rotisserie function allows for 360° rotation, ensuring even cooking and browning. Attach the food securely to the rotisserie spit before placing it in the oven.



Image 5.3: A whole chicken being cooked using the convection rotisserie function.

Your browser does not support the video tag.

Video 5.1: A demonstration of the Empava 24-inch Gas Single Wall Oven in operation, showcasing its features and cooking capabilities.

6. MAINTENANCE AND CLEANING

Regular cleaning and maintenance will prolong the life of your oven and ensure its continued performance.

Cleaning Instructions:

- Always allow the oven to cool completely before cleaning.
- The heat- and stain-resistant surfaces can be wiped clean with a damp cloth and mild detergent.
- Avoid abrasive cleaners or scouring pads that could scratch the stainless steel or glass surfaces.
- Remove racks and trays for easier cleaning.



Image 6.1: A person cleaning the interior of the oven.

7. TROUBLESHOOTING

If you encounter issues with your oven, refer to the following common troubleshooting tips. For problems not listed here, contact customer support.

Common Issues:

- **Oven not heating:** Check if the power supply is connected and the circuit breaker has not tripped. Ensure the gas supply valve is open. Verify that the cooking mode and temperature are correctly set.
- **Uneven cooking:** Ensure food is placed centrally on the rack. Utilize the convection function for more even heat distribution. Avoid overcrowding the oven.
- **Oven light not working:** The bulb may need replacement. Refer to the maintenance section for instructions on replacing the oven light.
- **Excessive smoke:** This can occur if there is food residue or grease buildup. Clean the oven thoroughly. If using the broil function, ensure proper ventilation.

8. SPECIFICATIONS

Detailed technical specifications for the Empava 24-inch Built-In Gas Single Wall Oven (Model 24WO09).

| Feature | Specification |
|---------------------------|---------------------------------------|
| Brand Name | Empava |
| Model Info | 24 inch Built-In Gas Single Wall Oven |
| Item Weight | 80 pounds |
| Package Dimensions | 29.25 x 27 x 26 inches |
| Item model number | 24 inch Built-In Gas Single Wall Oven |
| Capacity | 2.3 Cubic Feet |
| Annual Energy Consumption | 3980 Watts |
| Installation Type | Built-In |
| Part Number | EV_24WO09 |

| Feature | Specification |
|----------------------|---|
| Special Features | Rotisserie |
| Oven Cooking Mode | Conduction, Convection, Radiant |
| Burner type | Gas-burning |
| Color | Stainless Steel |
| Voltage | 120 Volts |
| Wattage | 3980 watts |
| Fuel type | Natural Gas |
| Door Hinges | Drop-Down |
| Material Type | Stainless Steel |
| Included Components | backing rack, broiling pan, hardware, instructions, wall oven |
| Batteries Required? | No |
| Date First Available | May 7, 2025 |
| Size | 2.3 cubic feet |
| Heating Method | Conduction, Convection, Radiant |
| Finish Type | Brushed |

9. WARRANTY AND SUPPORT

Your Empava 24WO09 oven is backed by a 2-year US-based warranty, providing coverage for manufacturing defects and malfunctions under normal use. This warranty period is twice the industry standard, reflecting our commitment to quality.

Customer Support:

For warranty claims, technical assistance, or any questions regarding your appliance, please contact Empava customer support. Refer to the contact information provided in your product registration materials or visit the official Empava website.

Additional protection plans are available for purchase to extend coverage beyond the standard warranty period.

Related Documents - 24WO09

Comprehensive instruction manual for the EMPAVA 36" Freestanding Gas Cooktop and Oven, covering installation, safety, operation, and maintenance.


Detailed dimensions and installation clearance guide for the Empava 36-inch, 5.2 cu. ft. Pro-Style Slide-In Gas Range with 6 burners (Model EMPV-36GR08). Includes measurements for cabinet placement, wall clearances, and countertop alignment.

This manual provides comprehensive instructions for the installation, safe use, and maintenance of the EMPAVA 36" Freestanding Gas Cooktop and Oven. It covers important safety precautions, component identification, installation procedures, operation guidelines for the cooktop and oven, cleaning instructions, and troubleshooting tips.

Comprehensive user manual and installation guide for the Empava EMPV-24WO10L and EMPV-24WO11L built-in gas ovens. Covers operating instructions, safety precautions, installation requirements, cleaning, maintenance, and troubleshooting.

User manual for the Empava EMPV-30WO04 30-inch single wall oven, covering safety instructions, operation, cooking modes, care, and troubleshooting.

User manual for the Empava 30" Freestanding Gas Range EMPV-30GR06, providing detailed safety instructions, parts and features, operation guides for cooktop and oven, cleaning and maintenance tips, and troubleshooting solutions.



[\[pdf\]](#) User Manual Instructions Warranty Label

Empava Range Hoods Eliminate Odors Grease EMPV 24WO08 24WO09 Manual v

15924647217916749252 empava cdn shop files |||

BUILT-INGASOVEN for residential use only Model: EMPV-24WO08/EMPV-**24WO09**

USERS OPERATING INSTRUCTIONS INSTALLATION ADVICE IMPORTANT -

PLEASE READ AND FOLLOW IMPORTANT - PLEASE READ AND FOLLOW Before

beginning, please read these instructions completely and carefully. Do not remove

permanently aff...

lang:en score:32 filesize: 487.14 K page_count: 22 document date: 2024-05-07



[\[pdf\]](#) User Manual Owner's Manual Instructions Warranty Label

Owner Manual Empava 24 in Natural Gas Single Wall Oven 2 3 cu ft Capacity Knob Control Kitchen

Compact Convection in Stainless Steel empv1193 EMPV 24WO08Owner Cubic Feet with Soft Close

Door empv1194 24WO09Empava 24WO08Empava 24WO09user manual 08 09 20230523updateuser

20230523updatesecure img1 ag wfcdn dm document 8d7044ce 01e7 4c43 b40d ab8164aa810e user

20230523update Reviews WayfairEmpava Wayfairuser 20230523updateassets ||| ||| BUILT-INGASOVEN

for residential use only Model: EMPV-24WO08/EMPV-24WO09 USERS OPERATING INSTRUCTIONS

INSTALLATION ADVICE IMPORTANT - PLEASE READ AND FOLLOW IMPORTANT - PLEASE READ

AND FOLLOW Before beginning, please read these instructions

BUILT-INGASOVEN for residential use only Model: EMPV-24WO08/EMPV-**24WO09**


USERS OPERATING INSTRUCTIONS INSTALLATION ADVICE IMPORTANT -

PLEASE READ AND FOLLOW IMPORTANT - PLEASE READ AND FOLLOW Before

beginning, please read these instructions completely and carefully. Do not remove

permanently aff...

lang:en score:30 filesize: 21.03 M page_count: 22 document date: 2023-05-16



[\[pdf\]](#) Installation Guide Instructions Guide Warranty Label

Installation Guide Empava Appliance Package 24 Natural Gas Oven 30 Cookt Premium Home Source

Single Wall 2 3 cu ft EMPV 24WO09 PremiumHomeSource v 1686239405 cdn shopify s files 1 0082

6323 7713 |||

BUILT-INGASOVEN for residential use only Model: EMPV-24WO08/EMPV-**24WO09**

USERS OPERATING INSTRUCTIONS INSTALLATION ADVICE IMPORTANT -

PLEASE READ AND FOLLOW IMPORTANT - PLEASE READ AND FOLLOW Before

beginning, please read these instructions completely and carefully. Do not remove

permanently aff...

lang:en score:28 filesize: 487.11 K page_count: 22 document date: 2023-06-08



[pdf] User Manual Instructions Warranty Label

Download Manual Order 24 in 2 3 cu Ft Single Gas Wall Oven EMPV 24WO08 Empava Appliances 24WO09 v 1638842046 cdn shopifycdn net s files 1 0049 3384 5066 |||

BUILT-INGASOVEN for residential use only Model: EMPV-24WO08/EMPV-**24WO09**

USERS OPERATING INSTRUCTIONS INSTALLATION ADVICE IMPORTANT - PLEASE READ AND FOLLOW IMPORTANT - PLEASE READ AND FOLLOW Before beginning, please read these instructions completely and carefully. Do not remove permanently aff...

lang:en score:26 filesize: 474.91 K page_count: 22 document date: 2021-12-07



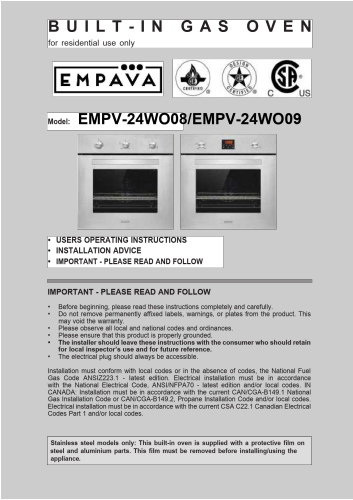
[pdf] User Manual Owner's Manual Instructions Warranty Label

Owner s Manual Empava 24 inch 2 3 Cu ft Single Gas Wall Oven 24WO09 — Kitchen Elegante EMPV 24WO08 v 1706388060 cdn shopify files 1 0611 7339 9645 |||

BUILT-INGASOVEN for residential use only Model: EMPV-24WO08/EMPV-**24WO09**

USERS OPERATING INSTRUCTIONS INSTALLATION ADVICE IMPORTANT - PLEASE READ AND FOLLOW IMPORTANT - PLEASE READ AND FOLLOW Before beginning, please read these instructions completely and carefully. Do not remove permanently aff...

lang:en score:26 filesize: 522.51 K page_count: 22 document date: 2024-01-27



[pdf] User Manual Instructions Warranty Label

Empava 24 in 2 3 cu Ft Single Gas Wall Oven Bake Broil Rotisserie Functions with Mechanical Controls Digital Timer Convection Fan Stainless Steel Silver 24WO09 User Manual B08ZPB63HV B08VXHT56 B08V8KFF2X 81vlyEcRIAL m media amazon images I |||

BUILT-INGASOVEN for residential use only Model: EMPV-24WO08/EMPV-**24WO09**

USERS OPERATING INSTRUCTIONS INSTALLATION ADVICE IMPORTANT - PLEASE READ AND FOLLOW IMPORTANT - PLEASE READ AND FOLLOW Before beginning, please read these instructions completely and carefully. Do not remove permanently aff...

lang:en score:24 filesize: 487.11 K page_count: 22 document date: 2023-05-23



[\[pdf\]](#) User Manual Instructions Warranty Label

Installation Manual Empava EMPV24WO08 24 Stainless Steel Single Wall Oven Shop Appliances
126265 30129 files shopappliances static product documents |||

BUILT-INGASOVEN for residential use only Model: EMPV-24WO08/EMPV-**24WO09**
USERS OPERATING INSTRUCTIONS INSTALLATION ADVICE IMPORTANT - PLEASE READ AND FOLLOW IMPORTANT - PLEASE READ AND FOLLOW Before beginning, please read these instructions completely and carefully. Do not remove permanently aff...

lang:en score:21 filesize: 501.46 K page_count: 22 document date: 2024-05-07



[\[pdf\]](#) User Manual Instructions Warranty Label

Empava 24 Single Gas Wall Oven Bake Broil Rotisserie Functions with Built in Timer and Convection Fan
Stainless Steel 24WO08 User Manual B09GMTZ2S4 B08356S4T4 B01I28TG9W 81OOex4FOZL m
media amazon images | |||

BUILT-INGASOVEN for residential use only Model: EMPV-24WO08/EMPV-**24WO09**
USERS OPERATING INSTRUCTIONS INSTALLATION ADVICE IMPORTANT - PLEASE READ AND FOLLOW IMPORTANT - PLEASE READ AND FOLLOW Before beginning, please read these instructions completely and carefully. Do not remove permanently aff...

lang:en score:19 filesize: 487.14 K page_count: 22 document date: 2023-07-28




[\[pdf\]](#) User Manual Instructions Warranty Label

Empava 24 Single Gas Wall Oven Bake Broil Rotisserie Functions The gas oven is provided with two burners a burner mounted on the lower part of 8500 BTU hr b upper the B1r0YxejXtL m media amazon
images | |||

User Manual of Product 1: Empava 24 Single Gas Wall Oven Bake Broil Rotisserie
Functions with Digit ... Stainless Steel, 30 Inch, Silver BUILT-INGASOVEN for
residential use only Model: EMPV-24WO08/EMPV-**24WO09** USERS OPERATING
INSTRUCTIONS INSTALLATION ADVICE IMPORTANT - PLEASE READ AND
FOLLOW IMPORT...

lang:en score:15 filesize: 2.05 M page_count: 46 document date: 0000-00-00



[pdf] Instructions Warranty Label

pvkfbswmuf3sxn Timer TWFudWFsLUVNUFYtMjRXTzA5LnBkZg empava UploadFiles 2023 04 20 |||

BUILT-INGASOVEN for residential use only Model: EMPV-24WO08/EMPV-**24WO09**

USERS OPERATING INSTRUCTIONS INSTALLATION ADVICE IMPORTANT -

PLEASE READ AND FOLLOW IMPORTANT - PLEASE READ AND FOLLOW Before

beginning, please read these instructions completely and carefully. Do not remove permanently aff...

lang:en score:13 filesize: 21.03 M page_count: 22 document date: 2022-06-22