

[Manuals.plus](#) /

> [GAOMON](#) /

> GAOMON King Bed Frame with Upholstered Headboard - Instruction Manual

GAOMON wjBb9eZpJ_941i10_8EaUw6C

GAOMON King Bed Frame with Upholstered Headboard - Instruction Manual

Model: wjBb9eZpJ_941i10_8EaUw6C

INTRODUCTION

This manual provides detailed instructions for the assembly, operation, and maintenance of your GAOMON King Bed Frame with Upholstered Headboard. Please read all instructions carefully before beginning assembly and retain this manual for future reference.

The GAOMON King Bed Frame features a sturdy metal and wood construction, an upholstered headboard with a diamond block design, and strong wooden slats designed to eliminate the need for a box spring. It is engineered for noise-free use and offers an adjustable headboard for various mattress heights.



Image: GAOMON King Bed Frame with Upholstered Headboard, showcasing its beige color and design.

SAFETY INFORMATION

Always assemble the bed frame according to the instructions provided. Do not allow children to access the bed frame without a mattress. This product is heavy and should be assembled in a stable location to prevent tipping. Always use appropriate bedding materials for infants and young children to prevent entrapment and suffocation hazards.

PACKAGE CONTENTS

Before assembly, ensure all components are present and undamaged. If any parts are missing or damaged, please contact customer support.

- Upholstered Headboard
- Side Rails (Left and Right)
- Footboard

- Center Support Beam
- Wooden Slats with Velcro
- Support Legs (Triangular Feet)
- Hardware Pack (Bolts, Washers, Allen Wrench)
- Installation Manual (this document)

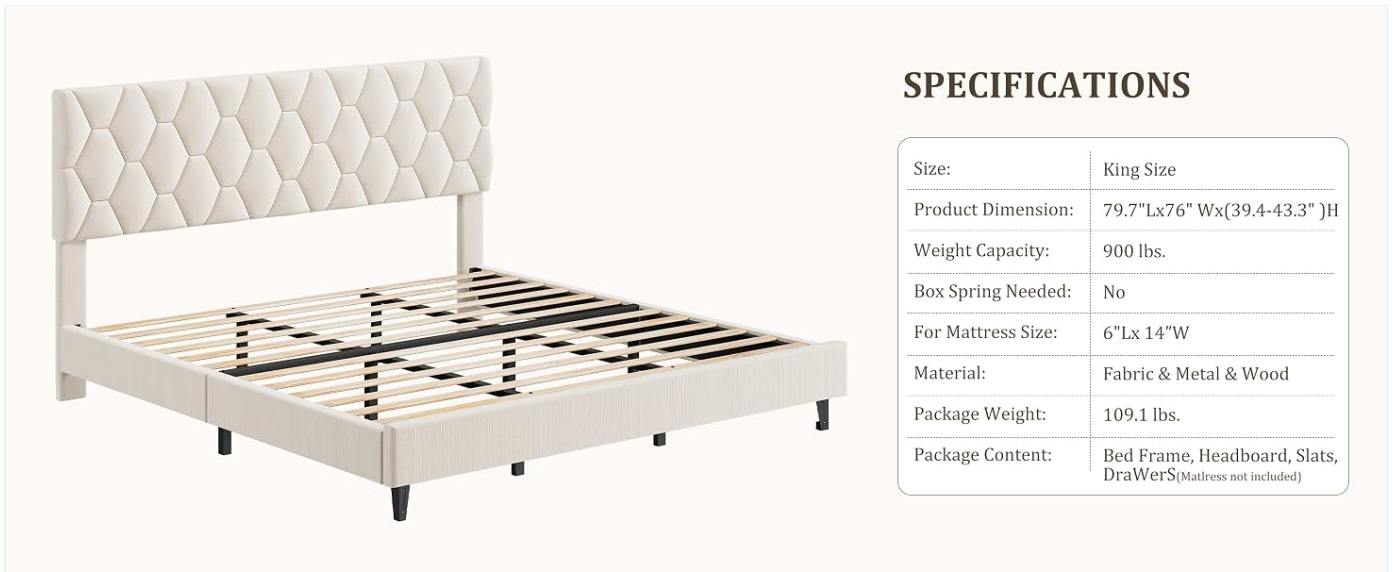


Image: Diagram showing the bed frame components and key specifications.

SETUP AND ASSEMBLY


Assembly typically requires two adults and takes approximately 30-60 minutes. Follow these steps carefully:

- 1. Unpack Components:** Lay out all parts on a clean, soft surface (like a carpet) to prevent scratches. Verify all parts are present using the included parts list.
- 2. Attach Headboard Legs:** Secure the support legs to the upholstered headboard using the provided hardware. Ensure they are firmly tightened.
- 3. Connect Side Rails:** Attach the side rails to the headboard and footboard. Make sure the connections are secure.
- 4. Install Center Support:** Place the center support beam in the designated slots along the length of the frame. Attach any additional support legs to the center beam as instructed.
- 5. Lay Wooden Slats:** Unroll the wooden slats and align them across the side rails. The velcro strips on the slats will adhere to the corresponding strips on the bed frame, preventing movement.
- 6. Tighten All Connections:** Double-check all bolts and connections to ensure they are securely tightened. Do not overtighten.



Velcro Design


Easy to install
and disassemble



Triangular Feet

Protect you and
your family

Image: Detail showing the velcro design for easy slat installation and the sturdy triangular support feet.



Durable Structure

The bed frame is constructed with a sturdy wooden slat system, eliminating the need for a box spring or any additional foundation.

Image: Close-up of the bed frame's durable structure, highlighting the wooden slats and metal support beams.

Your browser does not support the video tag.

Video: This video provides a detailed overview of the GAOMON Bed Frame's features, including its construction and assembly process.

Your browser does not support the video tag.

Video: This video demonstrates the assembly process and highlights the clear instructions provided for the bed frame.

OPERATING INSTRUCTIONS

Adjustable Headboard

The upholstered headboard is designed with adjustable height settings to accommodate mattresses of varying thicknesses (recommended 6-14 inches). To adjust the headboard height:

1. Remove the mattress and any bedding from the bed frame.
2. Locate the bolts connecting the headboard to the side rails.
3. Loosen these bolts (do not remove completely).
4. Carefully raise or lower the headboard to the desired height. Ensure the adjustment holes align.
5. Retighten all bolts securely to lock the headboard in place.

Adjustable Height Headboard



Image: Diagram illustrating the adjustable height feature of the headboard, showing different height settings.




Image: Visual representation of the adjustable headboard, demonstrating how it can be set to different heights to fit mattresses from 6 to 14 inches

thick.

MAINTENANCE

- **Cleaning:** For the upholstered headboard, spot clean with a damp cloth and mild detergent if necessary. Avoid harsh chemicals. For the metal and wood components, wipe with a dry or slightly damp cloth.
- **Regular Inspection:** Periodically check all bolts and connections to ensure they remain tight. Retighten as needed to maintain stability and prevent noise.
- **Avoid Overloading:** Do not exceed the maximum weight capacity of 900 pounds.
- **Protect Floors:** The bed frame includes round plastic stoppers on the feet to protect your floors. Ensure these are in place and undamaged.

TROUBLESHOOTING

Problem	Possible Cause	Solution
Bed frame is noisy/squeaks	Loose connections; slats not properly seated.	Ensure all bolts are tightened. Verify wooden slats are securely attached to the velcro strips and are not shifting. The frame includes foam-padded tape for noise reduction.
Bed frame feels unstable	Loose connections; uneven floor.	Check and tighten all bolts. Ensure the bed frame is on a level surface. Adjust support legs if possible.
Mattress slides on slats	Slats not properly secured.	Ensure the velcro on the wooden slats is fully engaged with the corresponding strips on the frame.

SPECIFICATIONS

Feature	Detail
Model Number	wjBb9eZpJ_941i10_8EaUw6C
Size	King
Product Dimensions (L x W x H)	79.7" x 76" x 43.3"
Weight Capacity	900 lbs
Box Spring Needed	No
Recommended Mattress Thickness	6-14 inches
Frame Material	Metal and Wood
Upholstery Fabric Type	Linen
Color	Beige
Item Weight	68.34 Pounds
Assembly Required	Yes

KING SIZE



METAL FRAME



900LBS CAPACITY



NO SQUEAK

Image: Detailed diagram showing the dimensions of the GAOMON King Bed Frame.

WARRANTY AND SUPPORT

Your GAOMON King Bed Frame comes with a limited warranty. For specific warranty details, please refer to the documentation included with your purchase or contact GAOMON customer support.

Return Policy

This product is eligible for a 30-day easy return for refund or replacement, as per the seller's policy.

Protection Plans

Extended protection plans are available for purchase:

- 2-Year Protection Plan: \$27.99 (one-time)
- 3-Year Protection Plan: \$34.99 (one-time)
- Complete Protect: \$16.99 (monthly, covers eligible past and future purchases)

For customer support or inquiries, please contact GAOMON directly or the retailer from whom you purchased the product.

