

manuals.plus /

> [Eigsupia](#) /

> [Eigsupia N18 Bluetooth Headset User Manual](#)

Eigsupia N18

Eigsupia N18 Bluetooth Headset User Manual

Brand: Eigsupia | Model: N18

1. INTRODUCTION

Thank you for choosing the Eigsupia N18 Bluetooth Headset. This manual provides detailed instructions for setting up, operating, and maintaining your new wireless headset. Please read this manual thoroughly before use to ensure optimal performance and longevity of the product.



Figure 1: Eigsupia N18 Bluetooth Headset, USB Dongle, and Charging Case with included ear tips.

2. WHAT'S IN THE BOX

- Bluetooth Headset (x1)
- Charging Case (x1)
- USB Type-C Cable (x1)
- Instruction Manual (x1)
- Quick Guide (x1)
- Ear Tips (S/M/L, x5 pairs)



Figure 2: All items included in the Eigsupia N18 Bluetooth Headset package.

3. PRODUCT OVERVIEW

3.1 Components

- **Headset:** Features an adjustable ear hook and microphone boom.
- **Charging Case:** Portable case with an LED digital display for battery status.
- **USB Dongle:** For wireless connection to non-Bluetooth enabled devices like desktop computers.

3.2 Controls and Indicators

The headset features intuitive controls for managing calls and audio playback.



Figure 3: Multi-function button layout and controls.

- **Multi-function Button (Side Button):**
 - Click x1: Answer Call
 - Click x2: Pause/Play audio
 - Click x3: Activate Voice Assistant (Siri, etc.)
 - Press 2s: Mute/Unmute (during call), Hang up/Reject Call, Power On
 - Press 5s: Power OFF
- **Volume Up Button (Closest to ear):**

- Click x1: Volume +
- Press 2s: Next Song
- **Volume Down Button (Closest to mouthpiece):**
 - Click x1: Volume -
 - Press 2s: Previous Song
- **LED Indicator:** Flashes red and blue when pairing, solid blue when connected.

4. SETUP

4.1 Charging the Headset and Case

Before first use, fully charge the headset and charging case. The charging case features an LED digital display that shows the battery percentage.

- Place the headset into the charging case. The headset will magnetically secure itself and begin charging.
- Connect the Type-C charging cable to the charging case and a power source.
- The LED display on the case will show the charging progress.

430 mAh Charging Case

No worries about battery power



13 Hrs
Playing Music

13 Hrs
Talking Time

90 Hrs
with Charging Case

2.1 Hrs
Charging Time


Figure 4: The 430mAh charging case with LED display, indicating battery level.

4.2 Pairing with a PC (using USB Dongle)

The N18 headset comes with a USB dongle for seamless connection to computers without built-in Bluetooth.

1. Insert the USB dongle into an available USB-A port on your computer. The dongle will light up, indicating it's powered on.
2. Take the headset out of its charging case. It will automatically power on and enter pairing mode (LED indicator flashes red and blue).
3. The headset will automatically connect to the USB dongle. Once connected, the headset's LED indicator will stop flashing.

Enjoy **Wireless** Freedom

Add wireless functionality to **(oo)** non-Bluetooth devices 

USB Dongle



Figure 5: The USB dongle provides wireless functionality to non-Bluetooth devices.

4.3 Pairing with a Mobile Phone/Tablet

The N18 headset utilizes Bluetooth 5.4 for a stable and fast connection with your mobile devices.

1. Take the headset out of its charging case. It will automatically power on and enter pairing mode (LED indicator flashes red and blue).
2. On your mobile phone or tablet, go to Bluetooth settings and ensure Bluetooth is enabled.
3. Search for available devices. Select "N18" from the list.
4. Once connected, the headset's LED indicator will stop flashing, and a voice prompt will confirm the connection.

Upgrade Bluetooth 5.4

Makes every listening more free



More Stable Connection

Longer Transmission Range

Widely Compatibility



Android



ios



Windows

Figure 6: Bluetooth 5.4 technology ensures a stable and wide-ranging connection.

4.4 Multi-Device Connection

The N18 headset can connect to two Bluetooth devices simultaneously, allowing for seamless switching between them.

1. Connect the headset to the first device (e.g., your phone) as described in Section 4.3.
2. Disable Bluetooth on the first device. The headset will re-enter pairing mode.
3. Connect the headset to the second device (e.g., your laptop via Bluetooth or dongle).
4. Re-enable Bluetooth on the first device. The headset will automatically reconnect to both devices.

Switch Freely

Easily connect 2 devices

Answer calls and enjoy music at any time



Figure 7: The headset can easily switch between two connected devices.

5. OPERATING INSTRUCTIONS

5.1 Wearing the Headset

The N18 headset is designed for comfort and flexibility. The in-ear part can be rotated 45 degrees, the ear hook can be rotated 360 degrees, and the microphone handle can be rotated 180 degrees to fit either ear.

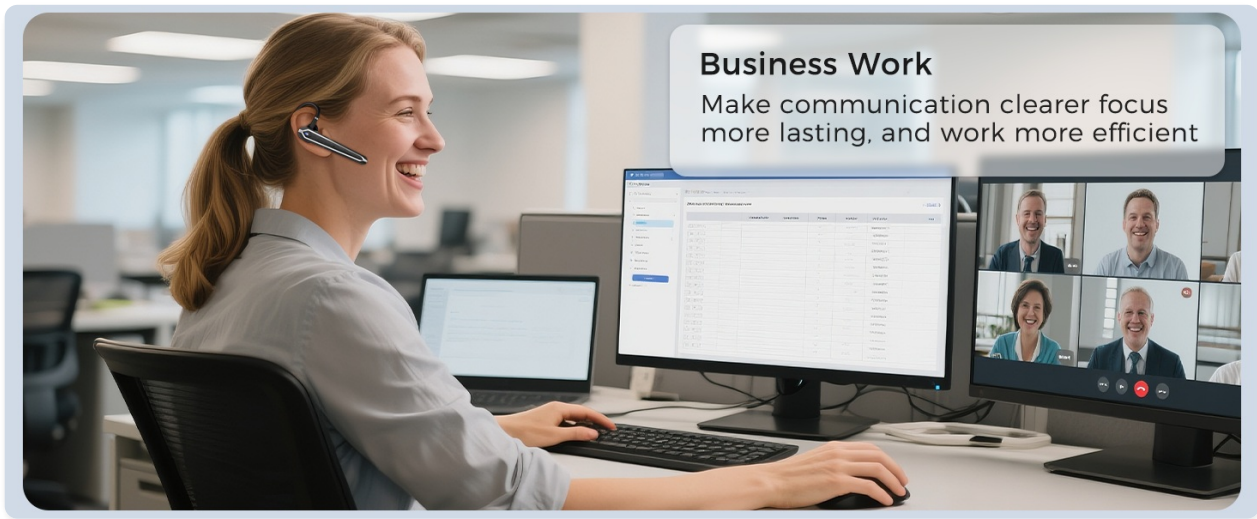


Figure 8: Adjustable ear hook and earpiece for a secure and comfortable fit.

5.2 Call Management

- **Answer Call:** Single-click the Multi-function Button.
- **End/Reject Call:** Long-press the Multi-function Button for 2 seconds.
- **Mute/Unmute:** Long-press the Multi-function Button for 2 seconds during a call.

5.3 Audio Playback

- **Play/Pause:** Double-click the Multi-function Button.
- **Next Track:** Long-press the Volume Up Button for 2 seconds.
- **Previous Track:** Long-press the Volume Down Button for 2 seconds.

5.4 Volume Control

- **Increase Volume:** Single-click the Volume Up Button.
- **Decrease Volume:** Single-click the Volume Down Button.

5.5 Voice Assistant

- **Activate Voice Assistant:** Triple-click the Multi-function Button.

6. FEATURES

6.1 Ergonomic Design

The N18 headset is designed for extended wear, featuring a lightweight and durable build. The adjustable ear hook and earpiece ensure a comfortable and secure fit for various users.

Feel the Original Comfort



Lightweight



Firm

Ergonomic Design
Comfortable to
wear for a long time



Figure 9: The ergonomic design provides comfort for long periods of wear.

6.2 Bluetooth 5.4 Connectivity

Equipped with the latest Bluetooth 5.4 chip, the N18 offers faster pairing, more stable performance, and a wider transmission range, ensuring uninterrupted audio and calls.

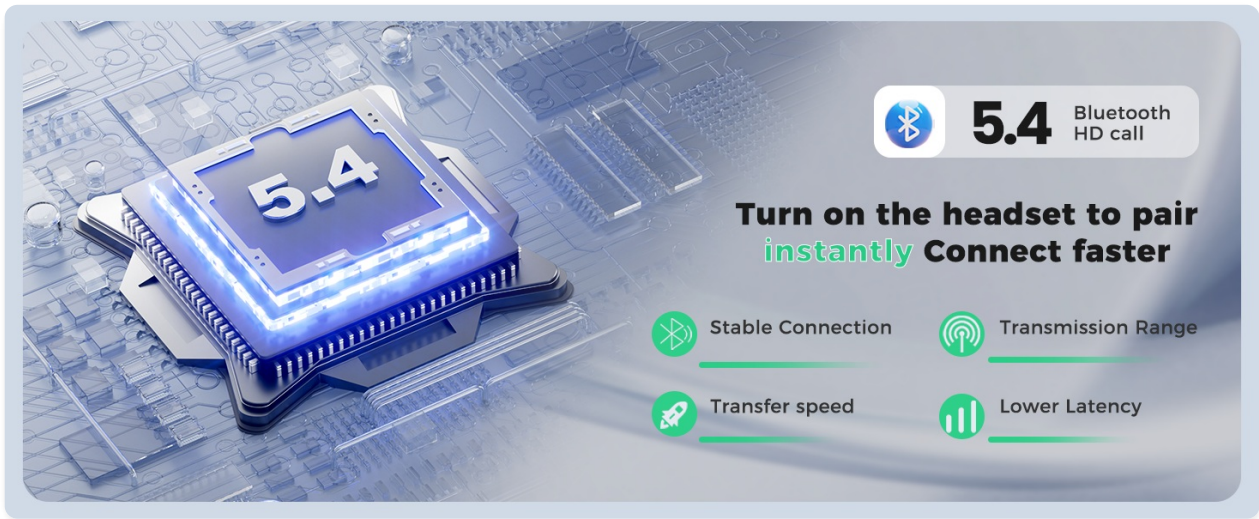


Figure 10: Upgrade to Bluetooth 5.4 for enhanced connectivity and lower latency.

6.3 ENC Noise Reduction and Superior Sound Quality

The headset features ENC (Environmental Noise Cancellation) dual microphones and a 13mm high-fidelity driver. This combination effectively blocks up to 90% of background noise, ensuring clear voice transmission even in noisy environments, and delivers clear audio for listening.

CVC 6.0+ DSP

Dual Noise Reduction

Bringing a clearer and purer sound experience




Figure 11: ENC dual microphones provide clear and pure sound by reducing external noise.

6.4 Long-lasting Battery and LED Display

The wireless headset offers up to 13 hours of talk time and 90 hours with the 430mAh charging case. The charging case's LED digital display intuitively shows the remaining power, eliminating battery anxiety.

Remaining Battery Display

Enjoy wireless freedom



Figure 12: Monitor your headset's battery level directly on your connected device.

6.5 IPX5 Water Resistance

The headset is rated IPX5 water-resistant, meaning it can easily handle sweat and light rain, ensuring long-lasting durability for various activities.



Figure 13: IPX5 water resistance for protection against sweat and light rain.

7. USAGE SCENARIOS

The Eigsupia N18 Bluetooth Headset is versatile and suitable for various applications:

- **Business & Office Work:** Make communication clearer and work more efficient during meetings and calls.
- **Driving:** Focus on driving, hear navigation and phone calls clearly, and ensure driving safety with hands-free operation.
- **Travel:** Enjoy audio and calls on the go without interruption.
- **Home Use:** Enjoy immersive music or take calls casually at home.
- **Leisure & Sports:** Listen to music while staying aware of your surroundings.

8. TROUBLESHOOTING

If you encounter any issues with your Eigsupia N18 headset, please refer to the following common solutions:

- **Cannot Power On:** Ensure the headset is fully charged. Place it in the charging case to check the battery level.
- **Cannot Pair:**
 - Ensure the headset is in pairing mode (LED indicator flashing red and blue).
 - Disable and re-enable Bluetooth on your device.
 - If using the USB dongle, ensure it is properly inserted and its indicator light is on.
 - Try restarting both the headset and your device.
- **No Sound/Poor Sound Quality:**
 - Check the volume levels on both the headset and your connected device.
 - Ensure the headset is properly connected to your device.
 - Move closer to your device to avoid interference or range issues.
 - Clean the ear tips and earpiece to ensure no obstructions.
- **Microphone Not Working:**
 - Ensure the microphone is not muted (check the mute function).
 - Check microphone settings on your connected device (PC or phone).

9. SPECIFICATIONS

Model Name	N18
Connectivity Technology	Bluetooth
Bluetooth Version	5.4
Bluetooth Range	15 Meters
Noise Control	Environmental Noise Cancellation (ENC)
Audio Driver Size	13 Millimeters
Charging Case Battery	430mAh
Talk Time	Up to 13 hours (Headset), Up to 90 hours (with Charging Case)
Water Resistance Level	IPX5 (Waterproof)
Compatible Devices	Cellphones, Desktops, Laptops, Tablets, Telephones
Material	Acrylonitrile Butadiene Styrene (ABS), Polycarbonate (PC)
Item Weight	5.6 ounces





10. WARRANTY AND SUPPORT

Eigsupia provides comprehensive support for your N18 Bluetooth Headset:

- **12-Month Warranty:** Your product is covered by a 12-month warranty from the date of purchase.
- **Lifetime Technical Support:** Access to lifetime technical assistance for any product-related queries.
- **24H Customer Service:** Dedicated customer service available 24 hours for your convenience.

For further assistance, please refer to the contact information provided in your Quick Guide or visit the official Eigsupia store.

Related Documents - N18

	<p>N18 Bluetooth Headset Troubleshooting Guide</p> <p>This guide provides troubleshooting steps for common issues encountered with the N18 Bluetooth headset, including pairing problems, connection issues with the USB dongle, audio problems, charging issues, and sound quality.</p>
	<p>N18 Bluetooth Headset Quick Guide: Connecting Two Devices</p> <p>Learn how to connect your N18 Bluetooth headset to two devices simultaneously, with or without a Bluetooth adapter. Includes pairing instructions and usage tips.</p>
	<p>N18 Smart Bracelet User Manual</p> <p>User manual for the N18 Smart Bracelet, detailing its features, functions, charging, pairing, and troubleshooting.</p>
	<p>Eigsupia N18 True Wireless Headset: User Manual and Guide</p> <p>Comprehensive user manual for the Eigsupia N18 True Wireless Headset, covering specifications, setup, operation, troubleshooting, and safety instructions.</p>