



[Manuals.plus](#) /

> [JcBlaon](#) /

> JcBlaon SE660-CUQ Wall Charger Surge Protector User Manual

JcBlaon SE660-CUQ

JcBlaon SE660-CUQ Wall Charger Surge Protector User Manual

Model: SE660-CUQ | Brand: JcBlaon

1. INTRODUCTION

Thank you for choosing the JcBlaon Wall Charger Surge Protector. This device is designed to expand your wall outlets, providing multiple AC outlets and USB charging ports while safeguarding your electronics from power surges. This manual provides essential information for safe and effective use of your new product.



Image 1.1: The JcBlaon SE660-CUQ Wall Charger Surge Protector (2-pack).

2. SAFETY INFORMATION

Your JcBlaon Wall Charger Surge Protector is equipped with multiple safety features to protect your devices and ensure safe operation. Please read the following information carefully before use.

- **Surge Protection:** With 1050 Joules surge protection, this device safeguards your electronics from power surges and spikes.
- **Flame-Retardant Material:** Constructed from top-grade UL94 V-0 flame-retardant material for enhanced safety.
- **Internal Safety Shutters:** Designed to prevent accidental insertion of foreign objects into the outlets.
- **Multiple Protections:** Includes over-temperature control, grounded protection, short-circuit protection, over-current protection, and over-voltage protection.
- **Maximum Capacity:** Supports a maximum current of 15A and a maximum power of 1875W. Do not exceed these ratings.

SAFETY GUARANTEE

Multiple protection to ensure the safety of users and devices




Image 2.1: Overview of the 8-point safety guarantee features.



Image 2.2: The surge protector in use, protecting connected devices from electrical surges.

3. PACKAGE CONTENTS

The package includes the following items:

- 2 x JcBlaon Wall Charger Surge Protector (Model SE660-CUQ)

4. PRODUCT FEATURES

The JcBlaon Wall Charger Surge Protector offers a versatile solution for your power needs:

- **10-in-1 Functionality:** Features 6 AC outlets, 2 USB-A ports, and 2 USB-C ports, providing comprehensive charging options.

- **Smart USB Charging:** Each USB port delivers 5V/2.4A Max output. Built-in smart technology automatically detects devices and optimizes charging speed.
- **Wide-Space Outlets:** Designed with 2.15-inch wide spacing between AC outlets to accommodate larger plugs without obstruction.
- **Compact and Portable:** Its compact size makes it ideal for home, office, travel, and dorm rooms.

10in1 MULTIPLE PLUG OUTLET



6 AC
Outlets



2 USB-C
Ports



2 USB-A
Ports



3 Side
Design



Image 4.1: The 10-in-1 multiple plug outlet in action.

5. SETUP

Follow these steps to set up your JcBlaon Wall Charger Surge Protector:

1. **Identify Outlet Type:** This extender is designed to fit standard duplex wall outlets.
2. **Optional Screw Installation:** For a secure fit, especially with duplex outlets, the unit includes a screw port. Align the extender with your wall outlet and, if desired, use a screw (not included) to fasten it tightly to the outlet's center screw hole. This helps prevent accidental pulling out.

- GFCI/USB Receptacle Note:** For some outlets, particularly GFCI (Ground Fault Circuit Interrupter) or USB receptacles, the small white plastic prong on the back of the extender may need to be carefully cut off before installation to ensure a perfect fit. This prong is designed to stabilize the unit in standard outlets.
- Plug In:** Simply plug the extender into your desired wall outlet. Ensure it is firmly seated.


Best for duplex outlets



Image 5.1: Installation guide for duplex outlets, showing optional screw use.

WALL MOUNTABLE DESIGNED

Easy to Install Stable



The plastic post can be cut off apply the GFCI and USB receptacle outlet
The wall mount surge protector is perfectly fits in decor outlet

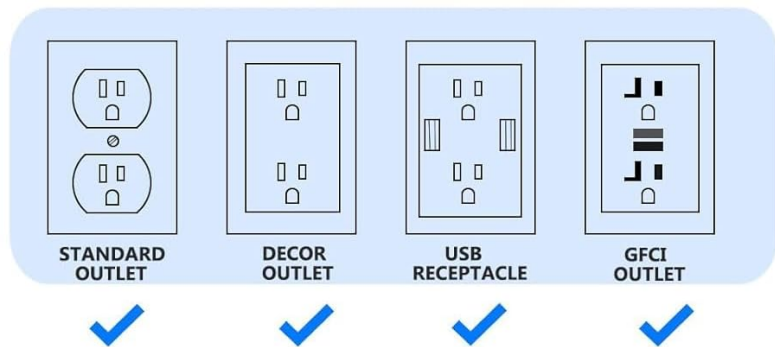


Image 5.2: Wall mountable design and important note regarding GFCI and USB receptacle compatibility.

6. OPERATING INSTRUCTIONS

Once the surge protector is plugged in, it is ready for use:

- **AC Outlets:** Plug your electronic devices directly into any of the 6 AC outlets. Ensure the total power consumption does not exceed 1875W.
- **USB-A Ports:** Connect your USB-A compatible devices (e.g., smartphones, tablets, cameras) to the two USB-A ports for charging.
- **USB-C Ports:** Connect your USB-C compatible devices to the two USB-C ports for charging. Note: The USB-C ports do not support devices requiring 14~22V charging voltage.

USB CHARGING STATION

TWO TYPES OF USB MEET YOUR NEEDS



Image 6.1: The USB charging station in use, showing both USB-A and USB-C ports.

7. MAINTENANCE

To ensure the longevity and optimal performance of your JcBlaon Wall Charger Surge Protector, follow these simple maintenance guidelines:

- **Cleaning:** Disconnect the device from the wall outlet before cleaning. Use a dry, soft cloth to wipe the exterior. Do not use liquid cleaners or aerosols.
- **Storage:** When not in use, store the device in a cool, dry place away from direct sunlight and moisture.
- **Inspection:** Periodically inspect the device for any signs of damage, such as frayed cords (if applicable), cracked casing, or loose connections. If damage is found, discontinue use immediately.

8. TROUBLESHOOTING

If you encounter issues with your JcBlaon Wall Charger Surge Protector, consider the following:

- **Device Not Powering On:** Ensure the surge protector is firmly plugged into a working wall outlet. Check if the wall outlet itself is receiving power by testing it with another device.
- **USB Ports Not Charging:** Verify that your device is compatible with the USB-A or USB-C port. Remember that USB-C ports do not support devices requiring 14~22V charging voltage. Try a different USB cable.
- **Loose Fit in Outlet:** If the extender feels loose in a GFCI or USB receptacle, refer to the 'Setup' section (Image 5.2) regarding the optional removal of the small white plastic prong for a better fit.
- **Overload Protection:** If the surge protector stops providing power, it might have triggered its overload protection. Unplug all devices, wait a few minutes, and then plug them back in one by one to identify the overloaded device. Do not exceed the maximum 1875W capacity.

9. SPECIFICATIONS

Feature	Specification
Brand	JcBlaon
Model	SE660-CUQ
AC Outlets	6
USB-A Ports	2
USB-C Ports	2
USB Output (per port)	5V/2.4A Max
Surge Protection	1050 Joules
Max Current	15A
Max Power	1875W
Voltage	125 Volts
Material Type	Metal, Plastic (UL94 V-0 Flame-Retardant)
Dimensions (approx.)	10.7 cm (4.2 in) height x 9 cm (3.54 in) width x 5 cm (2 in) depth (excluding prongs)
Color	White

10 In 1 Wall Charger



2 USB-C
Ports



2 USB-A
Ports



6 AC
Outlets

Image 9.1: Product dimensions and port configuration.

10. WARRANTY AND SUPPORT

JcBlaon stands behind the quality of its products:

- **Return Policy:** We offer a 30-day return policy.
- **Replacement Policy:** We provide an 18-month replacement for product defects.

For any questions, concerns, or support needs, please contact JcBlaon customer service through your purchase platform.

