

## iFFALCON 75U85

# iFFALCON 75-Inch Class U85 Series QD-Mini LED 4K UHD Google Smart TV Instruction Manual

Model: 75U85

## 1. INTRODUCTION

Thank you for choosing the iFFALCON 75-Inch Class U85 Series QD-Mini LED 4K UHD Google Smart TV. This manual provides essential information for the safe and efficient use of your television. Please read it thoroughly before operating the device and retain it for future reference.

This television combines advanced QD-Mini LED technology with 4K UHD resolution, Google Smart TV features, and enhanced gaming capabilities to deliver a comprehensive entertainment experience.



Image 1.1: The iFFALCON 75-Inch U85 Series QD-Mini LED 4K UHD Google Smart TV.

## 2. WHAT'S IN THE BOX

---

Please check the contents of your product packaging. If any items are missing or damaged, contact your retailer.

- iFFALCON 75-Inch Class U85 Series QD-Mini LED 4K UHD Google Smart TV
- Power cable
- 2 x AAA batteries for remote
- 6 x Stand screws
- Table stands (2 pieces)
- 5 x Cable clips
- Quick Start Guide
- TV remote

## 3. SETUP

---

### 3.1. Stand Installation

Carefully place the TV screen-down on a soft, flat surface to prevent damage. Attach the two table stands to the designated slots on the bottom of the TV using the provided stand screws. Ensure the stands are securely fastened.

### 3.2. Connecting Peripherals

Connect your external devices (e.g., cable box, gaming console, Blu-ray player) to the HDMI ports on the back of the TV. Ensure the power cable is securely connected to the TV and a wall outlet.

### 3.3. Initial Power On and Google TV Setup

Press the power button on the remote control or the TV. Follow the on-screen instructions to complete the initial setup, including language selection, network connection (Wi-Fi or Ethernet), and Google TV account login. This process will also guide you through setting up Google Assistant and Alexa compatibility for voice control.

# Sleek, Seamless, Unibody Perfection



iFFALCON

OTHERS

Smooth One Design

Traditional Design

Image 3.1: The TV's ultra-slim unibody design for seamless integration into living spaces.

## 4. OPERATING INSTRUCTIONS

### 4.1. Picture Settings

Your iFFALCON U85 TV features QD-Mini LED technology for precise lighting and vibrant colors. Access the picture settings menu to adjust brightness, contrast, color, and sharpness. The AiPQ Pro Processor optimizes these settings in real-time.

- **Mini LED & Local Dimming:** The TV utilizes 300 local dimming zones and All-domain Halo Control for deep blacks and bright highlights, achieving up to 1000 nits peak brightness and a 7000:1 contrast ratio.
- **QLED Wide Color:** Experience a 93% DCI-P3 wide color gamut for accurate and lifelike color reproduction.
- **Dolby Vision IQ:** This feature automatically adjusts HDR brightness based on the room's ambient light, ensuring optimal viewing conditions.



# Bright Highlights, Deep Blacks


Mini LED Without Halos



Up to 1000 nits  
Peak Brightness



Up to 7000:1  
Contrast Ratio



Up to 300 Local  
Dimming Zones



All-domain  
Halo Control

Image 4.1: Mini LED technology provides precise local dimming for enhanced contrast.

## Ignite Your Vision



Up to 1000 nits  
Peak Brightness

Peak brightness and ultra-high contrast reveal vivid highlights and lifelike details, even in the brightest scenes.



Image 4.2: The TV achieves up to 1000 nits peak brightness for vivid details.



Image 4.3: The QLED display offers a 93% DCI-P3 ultra-wide color gamut.





Image 4.4: The AiPQ Pro Processor intelligently optimizes picture quality.

## 4.2. Audio Settings

The TV features a 2.1-channel 50W sound system. Adjust audio modes and settings through the sound menu to enhance your listening experience.

- **Dolby Atmos:** Provides immersive, multi-dimensional sound that flows around and above you.
- **DTS Virtual X:** Delivers expansive, room-filling audio with virtual height and surround effects.
- **IMAX Enhanced:** Optimizes audio and video for a premium cinematic experience with compatible content.

# Feel the Sound, Live the Scene



Image 4.5: The TV's audio system creates an immersive sound experience.

## 4.3. Gaming Features

The iFFALCON U85 TV is equipped with features designed for an optimized gaming experience.

- **144Hz Game Mode Pro:** Provides a native 144Hz refresh rate for smooth motion.
- **288Hz DLG Acceleration:** Further enhances motion clarity for competitive gaming.
- **VRR (Variable Refresh Rate):** Synchronizes the TV's refresh rate with the game console's output to eliminate screen tearing and stuttering.
- **FreeSync Premium Pro:** Offers tear-free, low-latency gaming with HDR support.
- **ALLM (Auto Low Latency Mode):** Automatically switches the TV to a low-latency mode when a game console is detected.
- **Game Bar:** An on-screen overlay that allows quick access to gaming-related settings and information like FPS, HDR status, and more.



# Game-Changing Features for Next-Level Play



Image 4.6: The TV offers advanced features for an enhanced gaming experience.

## 4.4. Smart Features and Voice Control

The iFFALCON U85 TV runs on Google TV, providing access to a wide range of streaming services and applications. Utilize integrated voice assistants for hands-free control.

- **Google TV:** Organizes movies, shows, and live TV from your subscriptions and apps into one place.
- **Google Assistant:** Use voice commands to search for content, control smart home devices, and manage your TV.
- **Alexa Compatibility:** Integrate your TV with Amazon Alexa devices for additional voice control options.



# Hands-Free Voice Control & Smart Entertainment Hub

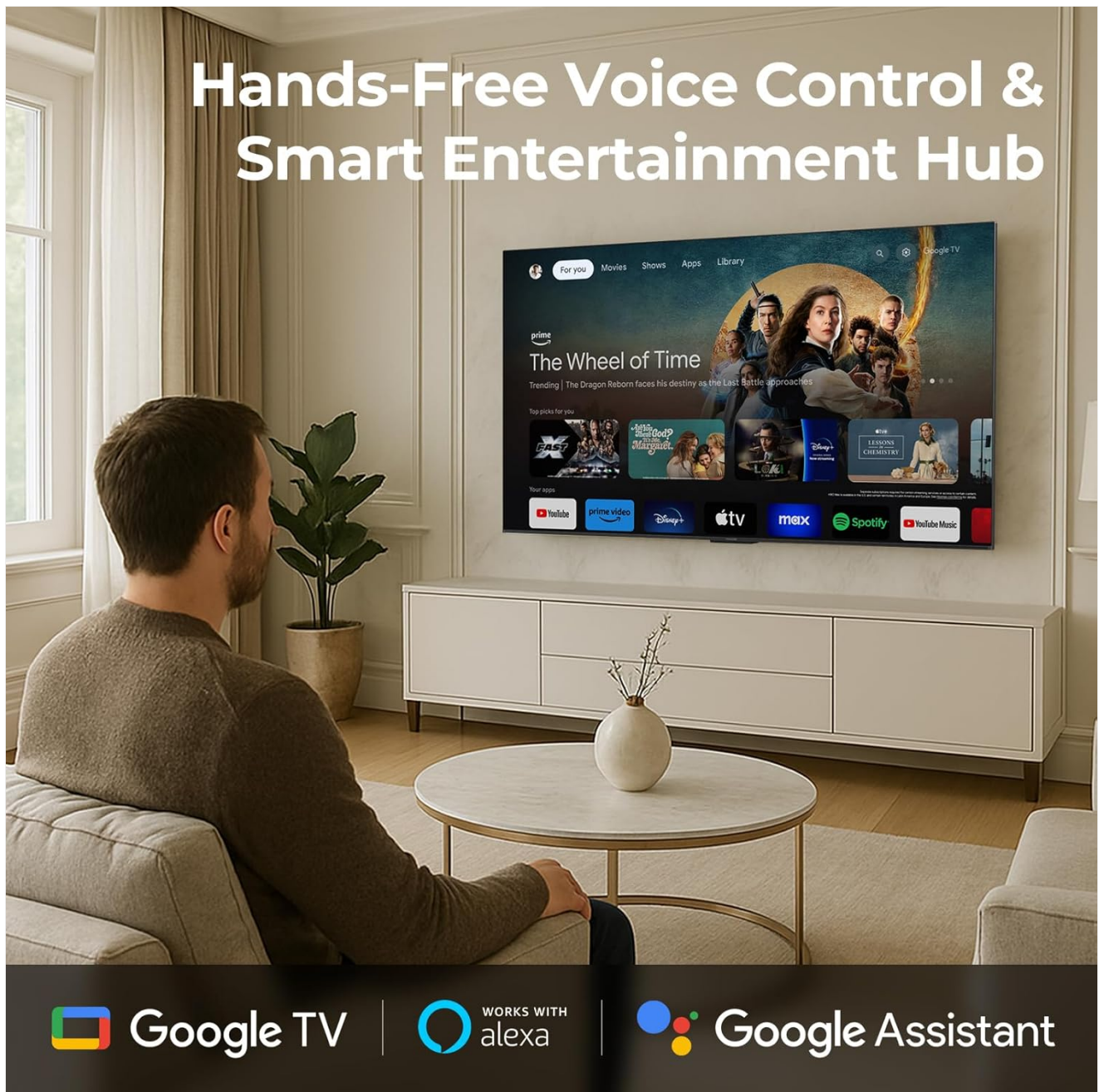


Image 4.7: Access smart features and hands-free voice control with Google TV and integrated assistants.

## 4.5. Eye Comfort Mode

The TV includes multiple eye-care technologies to reduce strain during extended viewing sessions.

- **Low Blue Light:** Filters harmful blue light emissions.
- **Natural Light Optimization:** Adjusts screen brightness and color temperature to match ambient lighting.

# Multiple Eye Care, Endless Comfort



Low blue light and natural light optimization reduce eye strain, letting you enjoy movies and games longer with greater comfort.



Image 4.8: Eye comfort features reduce strain for healthier viewing.

## 5. MAINTENANCE

### 5.1. Cleaning the Screen

Gently wipe the screen with a soft, lint-free cloth. For stubborn marks, lightly dampen the cloth with water or a specialized screen cleaner. Avoid using harsh chemicals, abrasive materials, or direct spraying onto the screen.

### 5.2. Cleaning the TV Body

Wipe the TV's frame and back panel with a soft, dry cloth. Ensure the TV is unplugged before cleaning.

## 6. TROUBLESHOOTING

If you encounter issues with your TV, refer to the following common solutions. If the problem persists, contact customer support.

Problem	Possible Solution
No power	Check if the power cable is securely connected to the TV and the power outlet. Ensure the outlet is functional.
No picture, but sound is present	Verify the correct input source is selected. Check external device connections. Try restarting the TV.
No sound, but picture is present	Check the volume level and mute status. Ensure external audio devices are correctly connected and powered on.
Remote control not working	Replace the AAA batteries. Ensure there are no obstructions between the remote and the TV's IR sensor.
Network connection issues	Restart your router and modem. Check Wi-Fi password. Try connecting via Ethernet cable if possible.

## 7. SPECIFICATIONS



Feature	Detail
Brand	iFFALCON
Model Number	75U85
Screen Size	75 Inches
Display Technology	QD-Mini LED
Resolution	4K UHD (3840 x 2160)
Refresh Rate	144 Hz (Native), 288Hz DLG
Peak Brightness	1000 nits
Contrast Ratio	Up to 7000:1
Local Dimming Zones	300
Color Gamut	93% DCI-P3
Processor	AiPQ Pro Processor
HDR Support	Dolby Vision IQ, HDR10, HLG
Audio System	2.1-channel 50W
Audio Technologies	Dolby Atmos, DTS Virtual X, IMAX Enhanced
Smart TV Platform	Google TV
Voice Assistants	Google Assistant, Alexa compatible
Gaming Features	144Hz VRR, FreeSync Premium Pro, ALLM, Game Bar
Connectivity	Bluetooth, Wi-Fi, Ethernet, HDMI
Product Dimensions (with stand)	13.9"D x 65.6"W x 40.3"H
Item Weight	56.4 Pounds
Included Components	Mini LED TV, Power cable, 2 x AAA batteries for remote, 6 x Stand screws, Table stands, 5 x Cable clips, Quick Start Guide, TV remote

## 8. WARRANTY AND SUPPORT

### 8.1. Product Warranty






Your iFFALCON 75U85 TV is covered by a manufacturer's warranty. Please refer to the warranty card included in your packaging for specific terms, conditions, and duration. Keep your proof of purchase for warranty claims.

### 8.2. Customer Support

For technical assistance, troubleshooting beyond this manual, or warranty inquiries, please contact iFFALCON customer support. Contact information can typically be found on the manufacturer's official website or in the Quick Start Guide.

Additional protection plans may be available for purchase from your retailer or third-party providers, offering extended coverage beyond the standard manufacturer's warranty.

Related Documents - 75U85

	<p><a href="#">iFFALCON F75 Series Google TV User Guide</a></p> <p>Comprehensive user guide for the iFFALCON F75 Series Google TV, covering setup, operation, settings, troubleshooting, and warranty information for models 55F75, 65F75, 75F75, and 85F75.</p>
	<p><a href="#">iFFALCON 55/65/75/85U85 Google TV Quick Start Guide</a></p> <p>Get started with your new iFFALCON 55/65/75/85U85 Google TV. This guide covers unboxing, setup, connecting devices, remote control, warranty, and troubleshooting.</p>
	<p><a href="#">iFFALCON F75 Series Google TV Quick Start Guide</a></p> <p>This guide provides setup instructions, safety information, and details about the iFFALCON F75 Series Google TV, including its features, remote control functions, and warranty information.</p>
	<p><a href="#">iFFALCON</a></p> <p>iFFALCON</p>
	<p><a href="#">iFFALCON TV Stand Compatibility Guide</a></p> <p>Comprehensive compatibility chart for iFFALCON TV stands (EEX-TVS series) with various television models and sizes. Includes installation notes and specifications.</p>





iFFALCON

LED TV  
OPERATION MANUAL  
For all iFFALCON LED series

### [iFFALCON LED TV Operation Manual for F2A series](#)

Comprehensive operation manual for iFFALCON F2A series LED TVs, covering initial setup, remote control functions, network connection (wired/wireless), basic TV operations, smart TV features, EPG, Bluetooth, Netflix settings, parental controls, and a detailed troubleshooting guide. Learn how to optimize your iFFALCON TV experience.