

Polibi Modern Floor Sofa Bed

Polibi Modern Floor Sofa Bed Instruction Manual

Model: Modern Floor Sofa Bed

INTRODUCTION

This manual provides essential instructions for the setup, operation, and maintenance of your Polibi Modern Floor Sofa Bed. Please read this manual thoroughly before using the product to ensure proper handling and longevity.

SAFETY INFORMATION

- Ensure the product is placed on a flat, stable surface.
- Do not exceed the maximum weight limit of **500 pounds**.
- Keep away from open flames and excessive heat sources.
- Avoid sharp objects that could damage the fabric.
- Keep children and pets away during the initial foam expansion period.

PACKAGE CONTENTS

Upon unpacking, verify that all components are present:

- 1 x Polibi Modern Floor Sofa Bed (vacuum-packed)
- 2 x Pillows

SETUP INSTRUCTIONS

1. **Unboxing:** Carefully remove the sofa bed from its packaging. The product arrives vacuum-packed.
2. **Unfolding:** Gently unfold the sofa bed to its desired configuration (sofa or bed).
3. **Foam Expansion:** Allow **48-72 hours** for the high-density foam to fully expand and rebound to its intended thickness and shape. During this time, occasional fluffing or gentle manipulation can aid the process.

4. **Pillow Placement:** Place the two included pillows as desired for comfort and support.



Figure 1: Illustration of the sofa bed expanding from its vacuum-packed state.

OPERATING INSTRUCTIONS

The Polibi Modern Floor Sofa Bed is designed for easy conversion between sofa and bed modes.

Converting to Sofa Mode:

- Fold the mattress sections to create the upright backrest and seating area.
- Ensure the sections are securely aligned to form a stable sofa structure.

Converting to Bed Mode:

- Unfold the sofa sections completely to lay flat, forming a full-size mattress.
- Adjust the pillows for comfortable sleeping.



Figure 2: The Polibi sofa bed in sofa configuration (top) and fully unfolded bed configuration (bottom).



Figure 3: Day-to-night conversion of the sofa bed, highlighting its versatility.

MAINTENANCE

Cleaning the Fabric:

- The teddy fabric cover is designed to be spill-resistant and resists pilling.
- For minor spills, gently blot with a clean, damp cloth. Avoid rubbing vigorously.
- For deeper cleaning, the covers are machine-washable. Use a gentle cycle with cold water and a mild detergent. Air dry or tumble dry on low heat.
- Do not use bleach or harsh chemicals, as these may damage the fabric.
- Regular vacuuming with an upholstery attachment can help maintain cleanliness and remove dust.



Figure 4: Close-up view of the teddy fabric, highlighting its texture.

TROUBLESHOOTING

Problem	Possible Cause	Solution
Foam not fully expanded	Insufficient time for expansion after unboxing.	Allow 48-72 hours for full expansion. Gently fluff or manipulate the foam to aid the process.
Sofa feels unstable	Sections not properly aligned or placed on an uneven surface.	Ensure all sections are securely folded and aligned. Place the sofa on a flat, level surface.
Fabric appears wrinkled	Result of vacuum-packing or storage.	Wrinkles should naturally smooth out over time as the foam expands. Gentle steaming (from a distance) can help, but avoid direct heat.

SPECIFICATIONS

Brand	Polibi
Model Name	Modern Floor Sofa Bed
Type	Sofa Bed (Foldable Convertible Sleeper)
Color	Pink

Material	Teddy Fabric, High-Density Foam
Sofa Dimensions (L x W x H)	78" x 45" x 30"
Bed Dimensions (L x W x H)	78" x 54" x 15" (Full Size Mattress)
Weight Limit	500 Pounds
Assembly Required	No
Special Features	Includes 2 Pillows, Foldable Design, Space-Saving





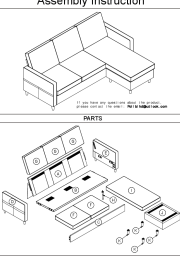



Figure 5: Detailed dimensions of the sofa bed in both sofa and mattress modes.

WARRANTY AND SUPPORT

For warranty information or technical support, please contact Polibi customer service through the retailer where the product was purchased or visit the official Polibi website. Please retain your proof of purchase for any warranty claims.

Polibi Customer Service: [Visit the Polibi Store on Amazon](#)

Related Documents - Modern Floor Sofa Bed

	<p>Assembly Instructions for Queen Size Upholstered Wood Platform Bed with Headboard and 2 Drawers</p> <p>Step-by-step assembly instructions for a gray queen size upholstered wood platform bed with a headboard and two drawers. Includes safety warnings, part lists, hardware lists, and assembly steps.</p>
	<p>Assembly Instructions for WF197908/WF197909 Bunk Bed</p> <p>Detailed assembly instructions for the WF197908/WF197909 bunk bed, including part lists, hardware details, and step-by-step guidance. Learn how to assemble your bunk bed safely and correctly.</p>
	<p>Polibi MB-826SASS-G 82.6-inch L-Shape Sectional Sofa Assembly Instructions</p> <p>Step-by-step assembly guide for the Polibi MB-826SASS-G 82.6-inch L-Shape 3-Seater Reversible Sectional Sofa. Includes a detailed parts list and clear instructions for each stage of assembly.</p>
	<p>Assembly Instructions: King Size Platform Bed (SKU: WF283526)</p> <p>Comprehensive assembly instructions for a King Size Solid Wood Platform Bed, including a detailed parts list, hardware specifications, and step-by-step visual guidance. Safety warnings and essential assembly tips are provided for a smooth setup.</p>
	<p>Assembly Instructions: Polibi Twin/Full Bunk Bed with Desk (WF290950, WF290951)</p> <p>Comprehensive assembly guide for the Polibi Twin/Full Bunk Bed with Desk, featuring model numbers WF290950 and WF290951. Includes detailed safety warnings, a complete parts list, hardware inventory, and step-by-step visual instructions with textual descriptions.</p>
	<p>Polibi Loft Bed Assembly Instructions (WF301849/301850)</p> <p>Detailed assembly instructions for the Polibi Loft Bed, model numbers WF301849 and WF301850. Includes safety warnings, parts list, hardware list, and step-by-step guidance for building the metal house bunk bed with slide and staircase.</p>

