

## Polibi B0F7LLXWM6

# Polibi Modern Floor Sofa Bed Instruction Manual

Model: B0F7LLXWM6

## INTRODUCTION

Thank you for choosing the Polibi Modern Floor Sofa Bed. This versatile furniture piece is designed to provide comfort and functionality, easily converting between a sofa and a full-size mattress. This manual provides essential information for setup, operation, maintenance, and care to ensure optimal use and longevity of your product.



Image: The Polibi Modern Floor Sofa Bed in its sofa configuration, featuring a green teddy fabric, situated in a contemporary living room.

## SETUP INSTRUCTIONS

Your Polibi Modern Floor Sofa Bed arrives vacuum-packed for efficient shipping. Please follow these steps for proper setup:

1. **Unboxing:** Carefully remove the product from its shipping carton. The sofa bed will be compressed within a plastic bag.
2. **Expansion:** Open the compression bag to allow the foam to begin expanding. The sofa bed will gradually return to its full size and shape. This process typically takes **48 to 72 hours**.
3. **Addressing Wrinkles:** Due to the compression state, some wrinkling of the fabric is normal. You can gently pat the sofa bed to help it regain its shape. For faster smoothing, a low-heat iron can be used on the fabric surface.

Your browser does not support the video tag.

Video: This video demonstrates the unboxing process, how to release the sofa from its compression packaging, and tips for smoothing out wrinkles, including gentle patting and ironing.





Image: A close-up view highlighting the high-density foam construction, emphasizing its durability and supportive qualities, along with the 15-inch comfortable height.

## OPERATING INSTRUCTIONS: SOFA TO BED CONVERSION

The Polibi Modern Floor Sofa Bed is designed for easy conversion between its sofa and bed configurations. Follow these steps to transform your furniture:

1. **From Sofa to Bed:** Gently push the backrest section forward and lay it flat. The sofa's base will unfold to create a continuous flat surface.
2. **From Bed to Sofa:** Lift the backrest section and fold the base inwards until it forms the upright sofa shape. Ensure all sections are securely aligned.

The product includes two pillows that can be used for added comfort in either configuration.





Image: The Polibi Modern Floor Sofa Bed fully extended into a full-size mattress, showcasing its spacious sleeping surface and included pillows.



Image: A visual comparison illustrating the sofa bed in its upright sofa position (left) and fully flat bed position (right), highlighting its dual functionality.



## MAINTENANCE AND CARE

Proper care will extend the life and appearance of your Polibi Modern Floor Sofa Bed:

- **Cleaning:** The teddy fabric cover is machine-washable. For best results, wash in cold water on a gentle cycle and tumble dry on low heat or air dry. Do not bleach.
- **Spills:** Blot spills immediately with a clean, dry cloth. Avoid rubbing, which can spread the stain.
- **Regular Care:** Vacuum regularly using an upholstery attachment to remove dust and debris.
- **Sunlight Exposure:** Avoid prolonged direct sunlight exposure to prevent fading of the fabric.



Image: A detailed view of the green teddy fabric, illustrating its soft, textured surface and material quality.

## SPECIFICATIONS

Feature	Detail
Brand	Polibi



Feature	Detail
Model	B0F7LLXWM6
Color	Green
Material	Teddy Fabric, Foam
Sofa Dimensions (L x W x H)	78" x 45" x 30"
Bed Dimensions (L x W x H)	78" x 54" x 15" (Full Size Mattress)
Seating Capacity	2.0
Weight Capacity (Guest Bed)	Supports 500 lbs
Assembly Required	No (Arrives vacuum-packed, requires expansion)
Included Accessories	2 Pillows



Image: A detailed diagram illustrating the dimensions of the sofa bed in both its sofa and mattress forms, including height, width, and length measurements.

### TROUBLESHOOTING

- **Sofa Not Fully Expanded:** Allow up to 72 hours for the foam to fully rebound after unboxing. Ensure it is in a well-ventilated area. Gently patting and fluffing can assist the process.
- **Fabric Wrinkles:** As mentioned in the setup section, wrinkles are normal due to compression. Patting the fabric or using a low-heat iron can help smooth them out.

- **Stability Issues:** Ensure the sofa bed is placed on a flat, even surface. When converting, make sure all sections are properly aligned and locked into place.

## Safety Information

- Do not jump on the sofa bed, especially in bed configuration, as this may cause damage or injury.
- Keep sharp objects away from the fabric to prevent tears or punctures.
- Ensure children are supervised when using the sofa bed, particularly during conversion.
- Do not exceed the recommended weight capacity of 500 lbs for the bed configuration.



## Warranty and Support

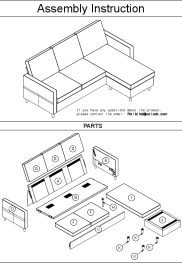



For any questions, concerns, or support regarding your Polibi Modern Floor Sofa Bed, please contact Polibi customer service. While specific warranty details are not provided in this manual, please refer to your purchase documentation or the Polibi official website for warranty information and support contacts. You may also visit the [Polibi Store on Amazon](#) for additional product information and support.



© 2023 Polibi. All rights reserved.

### Related Documents - B0F7LLXWM6

	<p><a href="#">Assembly Instructions for Queen Size Upholstered Wood Platform Bed with Headboard and 2 Drawers</a></p> <p>Step-by-step assembly instructions for a gray queen size upholstered wood platform bed with a headboard and two drawers. Includes safety warnings, part lists, hardware lists, and assembly steps.</p>
	<p><a href="#">Assembly Instructions for WF197908/WF197909 Bunk Bed</a></p> <p>Detailed assembly instructions for the WF197908/WF197909 bunk bed, including part lists, hardware details, and step-by-step guidance. Learn how to assemble your bunk bed safely and correctly.</p>

	<p><a href="#">Polibi MB-826SASS-G 82.6-inch L-Shape Sectional Sofa Assembly Instructions</a></p> <p>Step-by-step assembly guide for the Polibi MB-826SASS-G 82.6-inch L-Shape 3-Seater Reversible Sectional Sofa. Includes a detailed parts list and clear instructions for each stage of assembly.</p>
	<p><a href="#">Assembly Instructions: King Size Platform Bed (SKU: WF283526)</a></p> <p>Comprehensive assembly instructions for a King Size Solid Wood Platform Bed, including a detailed parts list, hardware specifications, and step-by-step visual guidance. Safety warnings and essential assembly tips are provided for a smooth setup.</p>
	<p><a href="#">Assembly Instructions: Polibi Twin/Full Bunk Bed with Desk (WF290950, WF290951)</a></p> <p>Comprehensive assembly guide for the Polibi Twin/Full Bunk Bed with Desk, featuring model numbers WF290950 and WF290951. Includes detailed safety warnings, a complete parts list, hardware inventory, and step-by-step visual instructions with textual descriptions.</p>
	<p><a href="#">Polibi Loft Bed Assembly Instructions (WF301849/301850)</a></p> <p>Detailed assembly instructions for the Polibi Loft Bed, model numbers WF301849 and WF301850. Includes safety warnings, parts list, hardware list, and step-by-step guidance for building the metal house bunk bed with slide and staircase.</p>