

manuals.plus /

› **PHILIPS** /

› **PHILIPS SFL1121P Rechargeable LED Flashlight User Manual**

PHILIPS SFL1121P

PHILIPS SFL1121P Rechargeable LED Flashlight User Manual

Model: SFL1121P

INTRODUCTION

This manual provides detailed instructions for the safe and effective use of your PHILIPS SFL1121P Rechargeable LED Flashlight. Please read this manual thoroughly before operating the device and retain it for future reference.



Image: The PHILIPS SFL1121P flashlight shown with its USB-C charging cable.

SETUP

Initial Charging

Before first use, fully charge the flashlight. The device features a hidden USB Type-C charging port.

1. Locate the hidden USB Type-C charging port on the flashlight.
2. Connect the provided USB Type-C cable to the flashlight's charging port.
3. Connect the other end of the USB cable to a compatible USB power source (e.g., computer, wall adapter).
4. The indicator light will show red during charging and turn green when fully charged.
5. Charging time is approximately 2 hours.

MODE DELUZ ROJANO HAS ANY LOCATION HIDDING ILLEGAL DEVICES



The next is a real shot, the high reflection is a hidden camera.



Image: Close-up of the PHILIPS SFL1121P showing the USB Type-C charging port.

OPERATING INSTRUCTIONS

Basic Flashlight Operation

The PHILIPS SFL1121P offers five lighting modes for various situations.

1. **Power On/Off:** Press the power button once for a single click to turn on the flashlight. Press again to cycle through brightness modes. Long press to enter continuous dimming mode.
2. **Mode Cycling:** A single click of the power button will cycle through the following brightness modes: High, Medium, Low.
3. **Continuous Dimming:** Press and hold the power button to activate continuous dimming, allowing linear adjustment of brightness. Release the button at your desired brightness level.
4. **Strobe Mode:** Double-click the power button to activate the flashing mode (strobe).

EMERGENCY LIGHTING START WITH ONE CLICK

High brilloll wick lighting the way ahead



Image: The flashlight demonstrating its high brightness mode, lighting a path.

Anti-Peeping Detection Mode

This feature allows you to detect hidden cameras or surveillance equipment.

1. Double-click the power button to activate the flashing mode.
2. Hold the product upright at a 90° angle and close to your eyes. Look directly through the tail detection filter window, avoiding oblique angles.
3. Scan the surrounding environment. If a reflective red dot is observed, it may indicate a hidden camera.
4. For best results, use this mode in a dimly lit environment.
5. Ensure the detection distance is less than 5 meters.

RED LIGHT FILTER HAS OMISSIONS IN DETECTION




Image: A user demonstrating the anti-peeping detection mode by looking through the filter.

Tail Opener Function

The tail of the flashlight is designed with a blunt head to safely open packages or other items without using sharp tools.

- Use the blunt end of the flashlight's tail to gently pry open package seals or tape.
- This feature is intended for light-duty tasks and should not be used as a pry tool for heavy-duty applications.



Image: The tail opener feature being used to open a package.

FEATURES & SPECIFICATIONS

Key Features

- **Multifunctional Anti-Peeping Detection:** Equipped with a red light detection mode to scan for hidden cameras.
- **Safe and Convenient Tail Opener:** Blunt head design for opening packages, replacing traditional knives.
- **Five Lighting Modes:** High, Medium, Low, Strobe, and Continuous Dimming for versatile illumination.
- **Smart Power Indicator:** Green light for >70% battery, red light for <30% battery, preventing sudden power loss.
- **Lightweight and Portable:** Weighs only 12.5g, compact design for easy carrying on a keychain, in a pocket, or backpack.
- **USB Type-C Charging:** Hidden charging port for convenient and long-lasting battery life.



Image: The compact PHILIPS SFL1121P flashlight, highlighting its portability.

Technical Specifications

Specification	Detail
Brand	PHILIPS
Model Number	SFL1121P
Brightness	200 Lumens (Max)
Lamp Power	3W
Battery Type	120 mAh (Lithium Metal)
Battery Life (Medium Light)	25 minutes
Irradiation Distance	50 meters
Product Net Weight	12.5 g

Specification	Detail
Product Size	62.5 x 20 x 16.5 mm
Anti-Drop Height	1 meter
Charging Method	USB Type-C
Material	Aluminum (Note: Customer reviews indicate plastic body, but product specifications state Aluminum. Please verify upon receipt.)



Image: Detailed product parameters including dimensions, weight, and battery life.

MAINTENANCE

- **Cleaning:** Wipe the flashlight with a soft, damp cloth. Do not use abrasive cleaners or solvents.
- **Storage:** Store the flashlight in a cool, dry place away from direct sunlight and extreme temperatures.
- **Battery Care:** To prolong battery life, avoid completely discharging the battery. Recharge promptly when the red indicator light appears.

- **Water Resistance:** The flashlight has an IPX4 rating, meaning it is resistant to splashing water from any direction. It is not designed for submersion.

TROUBLESHOOTING

- **Flashlight not turning on:**

- Ensure the battery is charged. Connect to a USB Type-C power source and check the indicator light.
- Verify that the flashlight is not in a locked mode (if applicable, though not specified for this model, it's a common flashlight feature).

- **Light is dim or flickers:**

- The battery may be low. Recharge the flashlight.
- Ensure the flashlight head and tail cap are securely tightened.

- **Anti-peeping mode not working effectively:**

- Ensure you are in a dimly lit environment for optimal detection.
- Maintain a detection distance of less than 5 meters.
- Hold the flashlight at a 90° angle to your eye when looking through the filter.

WARRANTY AND SUPPORT

For warranty information, technical support, or service inquiries, please refer to the product packaging or contact PHILIPS customer service directly. Keep your purchase receipt as proof of purchase for warranty claims.




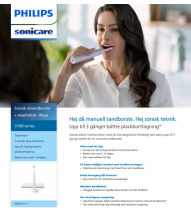
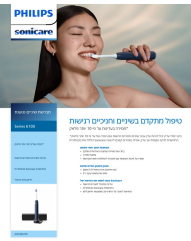
Online support may be available through the official PHILIPS website or authorized retailers.

Related Documents - SFL1121P



[Philips Shaver 5000X Series: Wet and Dry Electric Shaver with Skin Protect Technology](#)

Discover the Philips Shaver 5000X Series, a wet and dry electric shaver featuring SkinGlide Protective Coating, 360° Flexing Heads, Anti-Corrosion Shaving System, and ComfortCut Blades for a close shave with extra skin protection. Includes details on convenience, sustainability, travel lock, charging, and specifications.

	<p><u>Philips Sonicare Series 5300 Rechargeable Toothbrush - Advanced Whitening and Cleaning</u></p> <p>Discover the Philips Sonicare Series 5300 rechargeable toothbrush for advanced whitening, superior plaque removal, and gentle gum care. Features include pressure sensor, SmarTimer, BrushPacer, and 21-day battery life.</p>
	<p><u>מברשת שיניים נטענת לטיפול מתקדם: Philips Sonicare Series 6100</u></p> <p>כולל תכונות כמו הסרת Philips Sonicare Series 6100 סקירה מקיפה של מברשת השיניים הנטענת פלאק, חיישן לחץ, מצבי צחצוח מגוונים, חיי סוללה ארוכים ועיצוב לנסיעות.</p>
	<p><u>Philips Sonicare Series 5500 Electric Toothbrush - Advanced Cleaning and Whitening</u></p> <p>Discover the Philips Sonicare Series 5500 electric toothbrush, featuring advanced cleaning technology for whiter teeth, plaque removal, pressure sensor, multiple modes, and long battery life. Includes travel case and charger.</p>
	<p><u>Philips Sonicare 3100 Series Electric Toothbrush with Travel Case (HX3673/11) - Superior Plaque Removal & Gum Protection</u></p> <p>Discover the Philips Sonicare 3100 Series electric toothbrush. Experience up to 3x better plaque removal, gentle gum care with a pressure sensor, SmarTimer, QuadPacer, and a 14-day battery life. Includes a travel case. Model HX3673/11.</p>
	<p><u>מברשת שיניים חשמלית לשיניים וחניכיים רגישות: Philips Sonicare Series 6100</u></p> <p>מברשת שיניים חשמלית המציעה ניקוי עדין אך עוצמתי לשיניים, Philips Sonicare Series 6100 גלו את חיישן לחץ ויזואלי, טיימרים מובנים וסוללה המספיקה ל-21 יום, Sonicare וחניכיים רגישות, עם טכנולוגיית</p>