

WLIVE ASNG097WXF-1

WLIVE White TV Stand (Model ASNG097WXF-1) Instruction Manual

This manual provides detailed instructions for the assembly, safe use, and maintenance of your WLIVE White TV Stand, model ASNG097WXF-1.

1. INTRODUCTION

Thank you for choosing the WLIVE White TV Stand. This entertainment center is designed to accommodate TVs up to 70 inches and offers ample storage with six fabric drawers. Please read this manual thoroughly before assembly and use to ensure proper installation and safe operation.



Image 1.1: The WLIVE White TV Stand, featuring a clean design with six white fabric drawers and a sturdy top surface, shown with a television placed on it.

2. SAFETY INFORMATION

Your safety is paramount. Please adhere to the following guidelines:

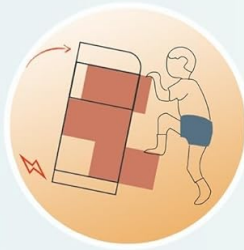
- Always follow assembly instructions precisely.
- Do not exceed the maximum load limit of **160 LBS (72.5 kg)** for the TV stand.
- Use the provided anti-tilt device to secure the cabinet to the wall. This is crucial to prevent tipping and ensure the safety of individuals and pets.
- Keep small parts away from children during assembly.
- Ensure all connections are tight before placing items on the stand.

STURDY STEEL FRAME

The height allow the sweeping robot work



● Anti-Tilt Device



● Prevent Incidents

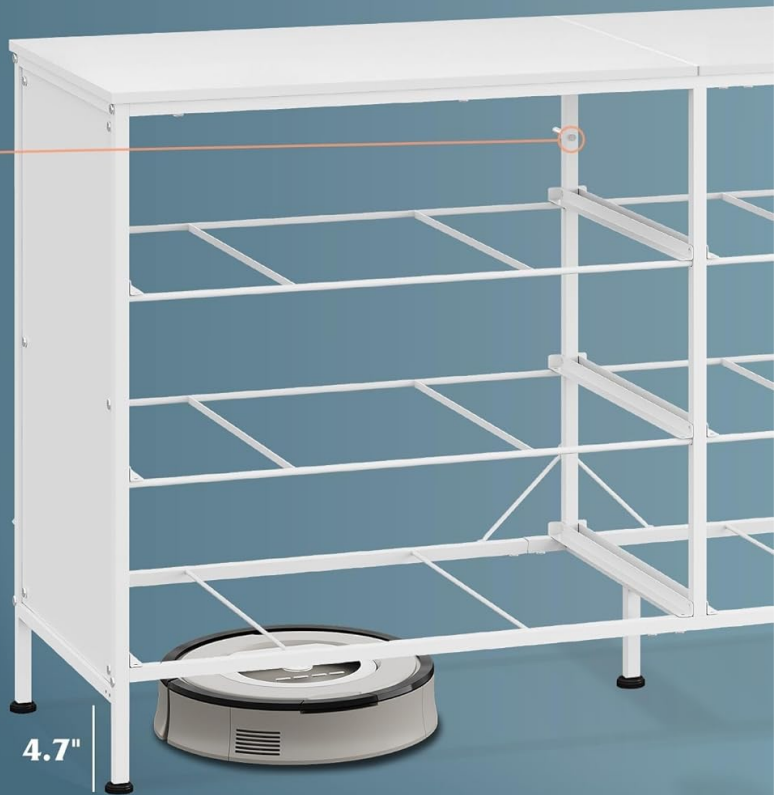


Image 2.1: A diagram illustrating the sturdy steel frame construction and the anti-tilt device, which is essential for securing the unit to a wall to prevent accidental tipping.

3. PRODUCT OVERVIEW AND FEATURES

The WLIVE White TV Stand is designed for functionality and stability, offering significant storage and display space.

Key Features:

- **Ample Storage:** Features six detachable fabric drawers for organized storage of entertainment equipment and daily items.
- **Spacious Wood Top:** Provides a display surface for televisions up to 70 inches, artworks, and decorative items.
- **Stable Structure:** Constructed with a 15mm thickened metal steel frame and cross support rods for enhanced durability and stability.
- **Adjustable Feet:** Equipped with 5 all-directional adjustable feet to adapt to various floor types and protect surfaces from scratches.
- **Quality Materials:** Drawers are made from a combination of high-quality fiberboard, PVC, and breathable non-woven fabric. The desktop is P2 grade artificial wood, scratch-resistant and easy to clean.

PRODUCT SIZE

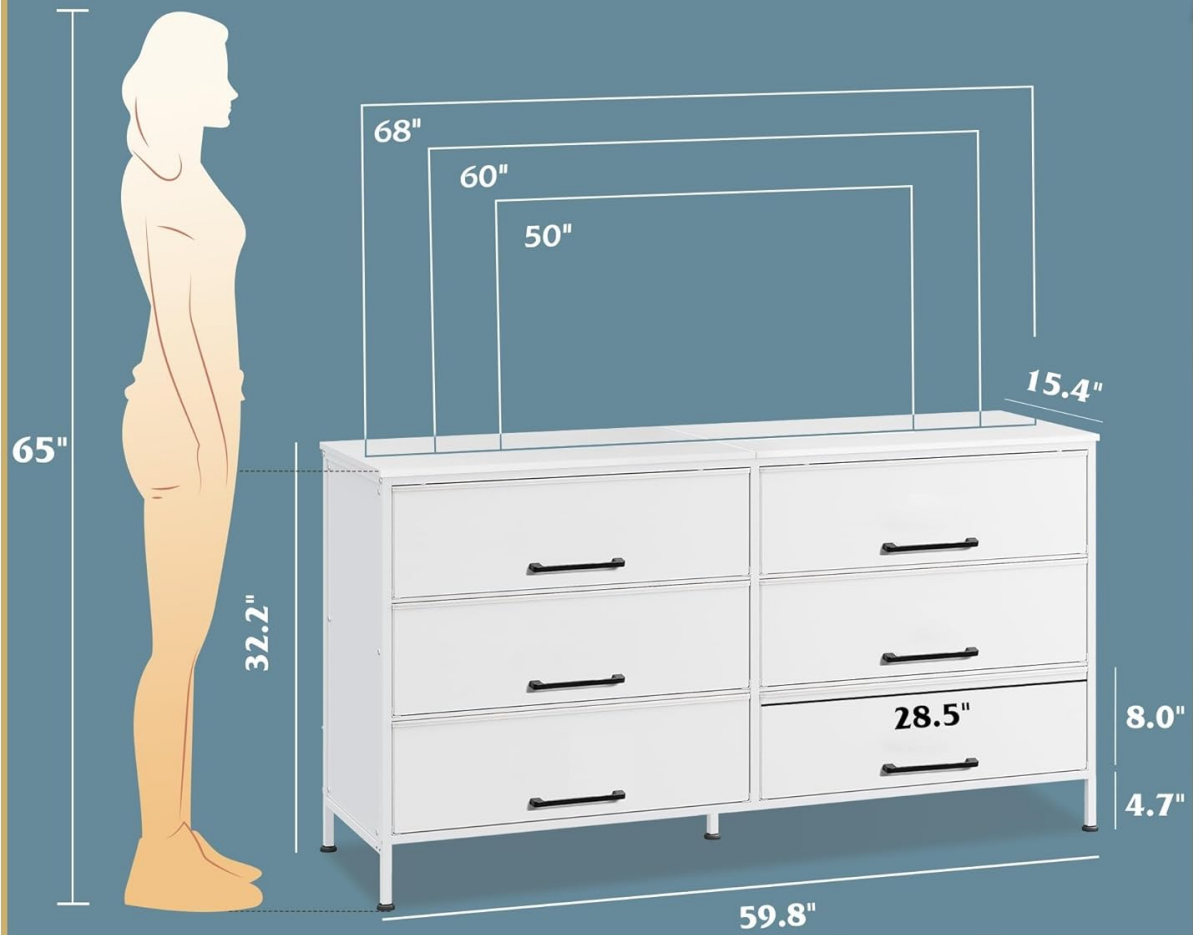


Image 3.1: A diagram detailing the product dimensions: 59.8 inches (L) x 15.4 inches (W) x 32.2 inches (H), and indicating compatibility with TVs up to 70 inches.



Image 3.2: A close-up view illustrating the layered construction of the drawers (elegant metal handle, non-woven fabric, MDF board, quality fabric) and the 360-degree adjustable feet designed to protect floors and maintain stability.

4. ASSEMBLY INSTRUCTIONS

Assembly of the WLIVE TV Stand is designed to be straightforward. A detailed assembly guide is included with your product package.

Assembly Steps:

1. **Unpack and Verify:** Carefully unpack all components and compare them against the parts list in the included assembly guide. Ensure all screw parts are clearly marked and present.
2. **Follow the Guide:** Refer to the detailed assembly guide for step-by-step instructions. Reserved holes and necessary tools are provided to facilitate quick assembly.
3. **Secure the Frame:** Assemble the metal steel frame, ensuring all cross support rods are correctly installed for maximum stability.
4. **Install Drawers:** Insert the fabric drawers into their designated slots. The smooth slide track ensures easy operation.
5. **Attach Adjustable Feet:** Screw in the 5 all-directional adjustable feet at the base of the stand.
6. **Install Anti-Tilt Device:** Crucially, install the anti-tilt device to secure the TV stand to a wall. This

prevents accidental tipping and enhances safety.

Assembly can typically be completed within an hour by following the instructions carefully.

5. OPERATING INSTRUCTIONS

Once assembled, your WLIVE TV Stand is ready for use.

Usage Guidelines:

- **TV Placement:** Place your television centrally on the wood top. Ensure the TV's base fits within the stand's dimensions and does not exceed the 160 LBS weight capacity.
- **Drawer Use:** Utilize the six fabric drawers for storing media accessories, remote controls, cables, or other household items. The curved handles and smooth slide tracks facilitate easy opening and closing.
- **Adjustable Feet:** If the stand appears uneven, gently adjust the individual feet by rotating them until the stand is level and stable on your floor surface. This also helps protect your flooring.
- **Display Area:** The top surface can also be used to display decorative items, plants, or books, enhancing your living space.

6. MAINTENANCE

Proper care will extend the life and appearance of your TV stand.

Care Instructions:

- **Cleaning the Wood Top:** Wipe the P2 grade artificial wood top with a dry cloth to remove dust and spills. Avoid abrasive cleaners or harsh chemicals that could damage the finish.
- **Cleaning Fabric Drawers:** For the fabric drawers, spot clean with a damp cloth and mild soap if necessary. Allow to air dry completely. Do not machine wash.
- **Frame Care:** The metal frame can be wiped clean with a dry or slightly damp cloth.
- **Regular Checks:** Periodically check all screws and connections to ensure they remain tight. Re-tighten if any looseness is detected.

7. TROUBLESHOOTING

If you encounter any issues with your WLIVE TV Stand, consider the following common solutions:

- **Stand is Uneven/Wobbly:** Ensure all adjustable feet are properly installed and adjusted. Rotate each foot individually to find a stable balance on your floor. Verify that all frame connections are securely tightened.
- **Drawers Do Not Slide Smoothly:** Check that the drawers are correctly inserted into their tracks. Ensure no items are obstructing the drawer's movement. Verify that the drawer fabric is not caught or bunched.
- **Parts Missing or Damaged During Assembly:** Refer to your assembly guide's parts list. If any components are missing or damaged upon arrival, contact customer support immediately.
- **Tipping Hazard:** Confirm that the anti-tilt device is securely installed and anchored to a wall stud or appropriate wall anchor. This is critical for safety.

8. SPECIFICATIONS

Feature	Detail
Brand	WLIVE
Model Number	ASNG097WXF-1
Color	White
Product Dimensions (L x W x H)	59.84 x 15.35 x 32.28 inches
Item Weight	29.5 pounds
Material	Fabric, Alloy Steel, MDF Board
Number of Drawers	6
Number of Shelves	3 (implied by structure, 2 open sections above drawers)
Max Load Capacity	160 LBS
Special Features	Multifunction, Removable Drawers, Sturdy, Adjustable Feet, Easy Assembly

9. CUSTOMER SUPPORT

For any questions, concerns, or assistance with your WLIVE White TV Stand, please contact our professional after-sales team. We are committed to providing support to ensure your satisfaction.

Please refer to the contact information provided in your product packaging or visit the official WLIVE store on Amazon for support options.

[Visit the WLIVE Store on Amazon](#)