



[Manuals.plus](#) /

› [Samsung](#) /

› Samsung Galaxy Z Flip7 User Manual

Samsung SM-F766UZKEXAA

Samsung Galaxy Z Flip7 User Manual

Model: SM-F766UZKEXAA

1. INTRODUCTION

The Samsung Galaxy Z Flip7 is an advanced AI smartphone designed for dynamic lifestyles. Its innovative foldable display allows for a compact form factor when closed and an expansive 6.9-inch screen when unfolded, providing a versatile user experience. This manual will guide you through the setup, operation, and maintenance of your new device.



Figure 1.1: Samsung Galaxy Z Flip7, showcasing its unique foldable design.

2. SETUP

2.1 What's in the Box

Verify that all components are present in your product packaging:

- Samsung Galaxy Z Flip7
- USB Cable (USB-C)
- SIM Tray Ejector
- Quick Start Guide

What's in the box

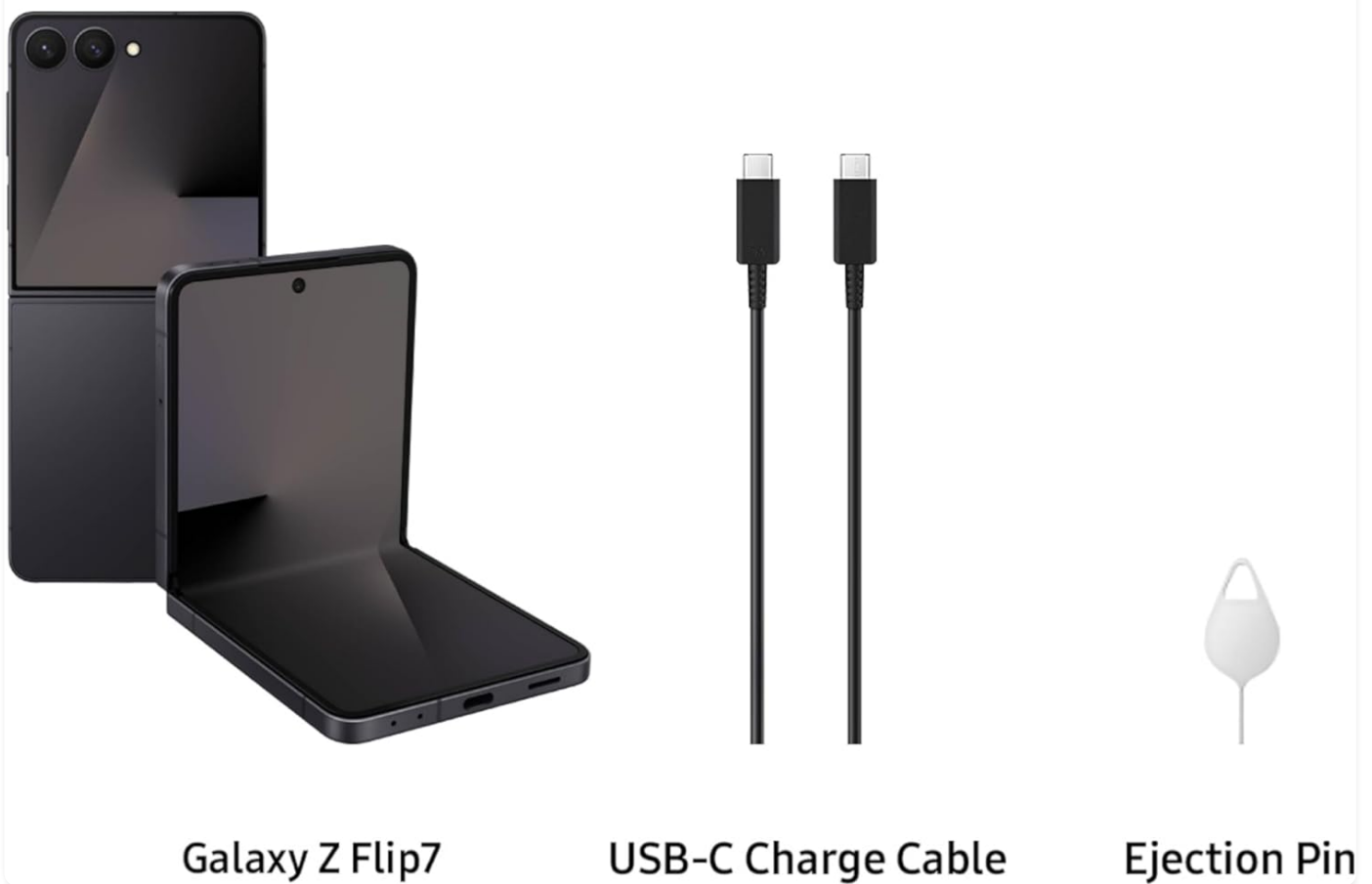


Figure 2.1: Included items in the Galaxy Z Flip7 retail package.

2.2 Initial Power On

To power on your Galaxy Z Flip7 for the first time, press and hold the Side key (Power button) located on the right side of the device until the Samsung logo appears. Follow the on-screen prompts to complete the initial setup, including language selection, Wi-Fi connection, and Google account login.

2.3 SIM Card Installation

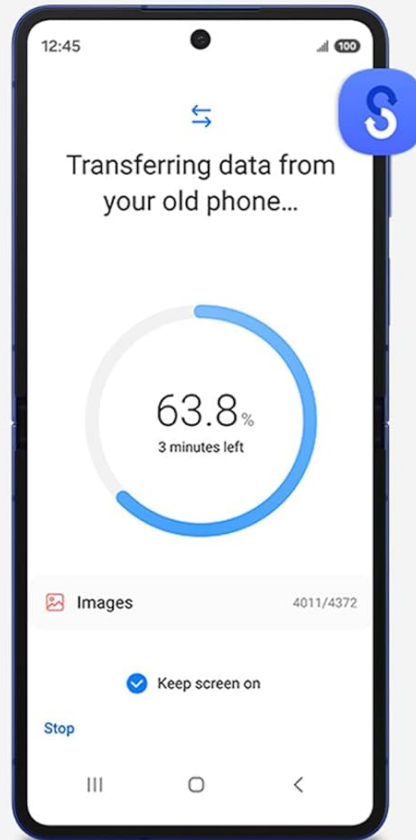
Insert your Nano-SIM card into the device using the provided SIM tray ejector tool. Locate the SIM tray on the side of the phone, gently insert the tool into the small hole to eject the tray, place the SIM card correctly, and reinsert the tray.

2.4 Data Transfer with Smart Switch

Easily transfer data from your previous device to your new Galaxy Z Flip7 using Samsung Smart Switch. This application supports transferring contacts, messages, photos, videos, and other files from Android or iOS devices. Ensure both devices are charged and connected to Wi-Fi for a smooth transfer process.

Switching is quick and easy

Move content and apps from your previous phone over to your new one with Smart Switch



Wired transfers from Android™ devices require the sending device to have Android 4.3 or later. For wireless connections, the sending device must have Android 4.0 or later. Open Smart Switch Mobile in "Settings" on the receiving Galaxy device or download the Smart Switch Mobile app from the Galaxy Store. Data, content and apps available for transfer may vary by transmission method. Wired transfers from iOS require the sending device to have iOS 5 or later. Transfers can also be completed without a cable through a wireless connection or iCloud. For wireless connections, the sending device must have iOS 12 or later. iCloud transfers require the sending device to have iOS 5 or later. For wireless transfers, download Smart Switch for iOS from the App Store on your iPhone or iPad. Contacts, gallery, videos, calendars and reminders can be transferred wirelessly from an iOS device.

Figure 2.2: Data transfer in progress using Samsung Smart Switch.

3. OPERATING THE DEVICE

3.1 Folding and Unfolding

The Galaxy Z Flip7 features a unique foldable display. Gently unfold the device to access the full 6.9-inch screen. When finished, fold the device in half for compact storage. The FlexHinge is designed for durability and smooth operation.

**New &
Notable**

**So much more
than a flip phone**



Figure 3.1: The Galaxy Z Flip7's versatile form factors.

3.2 FlexWindow (Cover Screen)

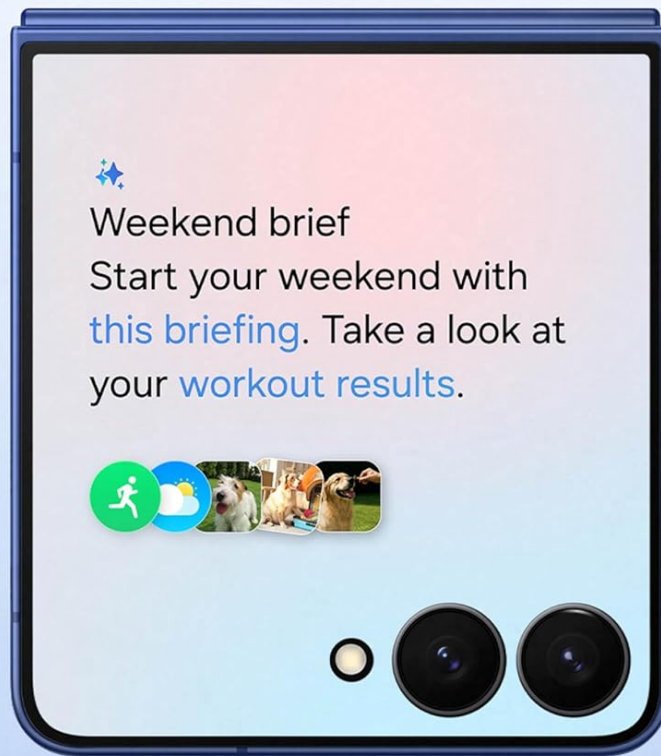
The redesigned edge-to-edge FlexWindow on the front of the device provides quick access to essential information and features without needing to open the phone. You can check texts, change songs, view notifications, and access smart tools like Now Brief and Google Gemini.

New edge-to-edge cover screen



Figure 3.2: The new edge-to-edge cover screen in action.

Get a glimpse into your day with Now Brief ✨



Displays daily select information from select apps (some apps may require connection and/or consent to access data). Personal data intelligence must be enabled.

Figure 3.3: Accessing 'Now Brief' on the FlexWindow for quick updates.

3.3 Camera Features

The Galaxy Z Flip7 is equipped with a high-resolution 50MP main camera, 12MP ultra-wide, and 10MP main screen camera, designed to capture crisp and vibrant photos and videos in various lighting conditions. Utilize FlexCam for hands-free photography and video recording by partially folding the device.

Make every photo a flex



Figure 3.4: Capturing photos with the FlexCam feature.

Camera

High-res 50MP camera for crisp, vibrant shots

50 MP

12MP

Ultra Wide

50MP

Wide
2x Optical-
Quality Zoom

10MP

Main Screen



Display

Our smoothest viewing experience on FlexWindow



2600 nits

All-day Battery

Largest battery on a Galaxy Z Flip

Battery capacity

4300mAh



Based on average battery life under typical usage conditions. Average expected performance based on typical use. Actual battery life depends on factors such as network, features selected, frequency of calls, and voice, data, and other application usage patterns. Results may vary.

Figure 3.5: Overview of camera, display, and battery specifications.

3.4 Google Gemini and Galaxy AI

Leverage the power of Google Gemini and Galaxy AI for intelligent assistance directly from your FlexWindow. Use voice commands for quick tasks or access personalized updates through Now Brief, enhancing your daily productivity without fully opening the device.

Share your world and get hands-free help with Gemini



 **Google Gemini**

Results for illustrative purposes and may vary. Check responses for accuracy. Compatible with certain features and with certain accounts. Internet connection required. Available on select devices, languages, and countries. Only available to users 18 years and older. Gemini is a trademark of Google LLC.

Figure 3.6: Interacting with Google Gemini on the FlexWindow.

3.5 Battery Life

The Galaxy Z Flip7 is equipped with a 4300 mAh battery, providing all-day power under typical usage conditions. Actual battery life may vary based on network, features used, and application usage patterns.

3.6 Connectivity

The device supports various connectivity options including 5G cellular technology, Bluetooth, NFC, USB, and Wi-Fi for seamless communication and data transfer.

3.7 Digital Wallet

Your Galaxy Z Flip7 includes Samsung Wallet, allowing easy access to compatible payment cards and memberships. You can also use Tap to Transfer to send funds to bank accounts of friends or family within minutes.

For more information on Samsung Wallet, visit: <http://m.site.naver.com/0fCeQ>

4. MAINTENANCE

4.1 Durability and Protection

The Galaxy Z Flip7 is constructed with an advanced Armor Aluminum frame for enhanced durability and is rated IP48 for water and dust resistance. While robust, avoid excessive force when folding or unfolding the device.

Folds, but not under pressure



Resists solid particles >1mm; tested for submersion in up to 5 feet of fresh water for up to 30 minutes. Rinse residue / dry after wet.

Figure 4.1: Key durability features of the Galaxy Z Flip7.

4.2 Cleaning Your Device

To clean your Galaxy Z Flip7, gently wipe the screen and body with a soft, lint-free cloth. Avoid using harsh chemicals or abrasive materials that could damage the display or finish.

4.3 Software Updates

Keep your device's software up to date to ensure optimal performance and security. The Galaxy Z Flip7 runs on Android 16 with OneUI 8. You will receive notifications for available updates, which can be installed via the device settings.

5. TROUBLESHOOTING

This section provides solutions to common issues you might encounter with your Galaxy Z Flip7.

5.1 Device Not Powering On

- Ensure the battery is charged. Connect the device to a charger for at least 10 minutes before attempting to power on.
- Press and hold the Side key and Volume Down button simultaneously for 7-10 seconds to force restart the device.

5.2 Screen Unresponsive

- Restart the device.
- Ensure the screen is clean and free of moisture or debris.

5.3 Poor Battery Life

- Adjust screen brightness.
- Close unused applications running in the background.
- Disable Wi-Fi, Bluetooth, or GPS when not in use.
- Check for and install any available software updates.

6. SPECIFICATIONS

Feature	Detail
Model Name	Galaxy Z Flip7
Model Number	SM-F766UZKEXAA
Operating System	Android 16, OneUI 8
Display Size	6.9 Inches
Refresh Rate	120 Hz
Memory (RAM)	12 GB
Storage Capacity	512 GB
Battery Capacity	4300 Milliamp Hours
Dimensions (Unfolded)	6.56 x 2.96 x 0.26 inches
Item Weight	6.6 ounces (188 Grams)
Connectivity	5G, Bluetooth, NFC, USB, Wi-Fi
Color	Jet Black
Manufacturer	Samsung Electronics
First Available Date	July 9, 2025

7. WARRANTY AND SUPPORT

7.1 Manufacturer's Warranty

The Samsung Galaxy Z Flip7 comes with a 1-year manufacturer's warranty. Please refer to the warranty card included in your product packaging for detailed terms and conditions.

7.2 Customer Support

For technical assistance, troubleshooting, or service inquiries, please visit the official Samsung support website or contact their customer service. Keep your model number (SM-F766UZZKEXAA) and purchase information readily available.

Visit the Samsung Store: [Samsung Official Store](#)