

[Manuals.plus](#) /

> [NAGFAK](#) /

> ERAZER XP12 Translation Earbuds User Manual

NAGFAK XP12

ERAZER XP12 Translation Earbuds User Manual

MODEL: XP12

1. INTRODUCTION

The ERAZER XP12 Translation Earbuds are designed to provide seamless real-time language translation, enabling communication across 135 languages and accents. These earbuds integrate advanced AI technology, offering multiple translation modes, smart touch controls, and a full-color LCD display for an intuitive user experience. They are ideal for travel, business, learning, and daily communication.



The ERAZER XP12 Translation Earbuds facilitate communication in diverse environments.

Overcome Language Barriers Instantly

Simultaneous translation with 98% accuracy in 0.4 seconds.



Overcome language barriers instantly with the ERAZER XP12, offering simultaneous translation with high accuracy.

2. WHAT'S IN THE BOX

Please check the package contents to ensure all items are present:

- 1 Pair x ERAZER XP12 Translation Earbuds
- 1 x Charging Case
- 1 x USB-C Charging Cable
- 3 Pairs x Eartips (S/M/L)
- 1 x User Manual for Headphones
- 1 x User Manual for APP

What's in the box ?

- 2 x Open Ear Headphone (Left & Right)
- 1 x Charge Case
- 1 x USB-C Charging Cable
- 3 x Pair of Earplugs (S/M/L)
- 1 x Headphones User Manual
- 1 x Translation Instruction Manual



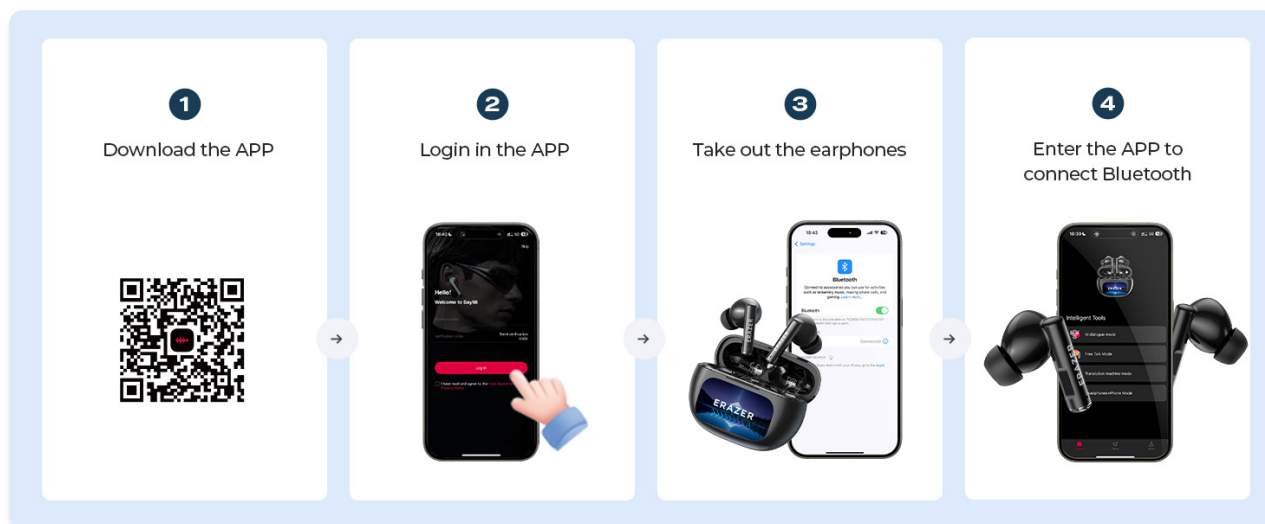
The complete set of items included with your ERAZER XP12 Translation Earbuds.

3. SETUP

3.1 App Download and Installation

The translation features of the ERAZER XP12 earbuds are exclusively available through the 'SayMi' app. An internet connection is required for translation functions.

1. Scan the QR code provided in the package or search for 'SayMi' in your device's app store (compatible with iOS/Android). You can also visit classicearjoy.com/app-download-h5 to download the app.
2. Follow the on-screen instructions to install the app.



Steps for downloading the 'SayMi' app and connecting your earbuds.

3.2 Initial Activation

For first-time use, a long press (8 seconds) of the on button located on the bottom of the headset is required to activate the screen.

3.3 Pairing with Your Device

1. Ensure Bluetooth is enabled on your smartphone or tablet.
2. Take both earbuds out of the charging case. They will automatically enter pairing mode.
3. Open the 'SayMi' app and follow the prompts to connect a new device.
4. Click on "Blind device" in the app and connect by entering the exclusive code for scanning the QR code, if prompted.

4. OPERATING INSTRUCTIONS

4.1 Real-Time Translation

The ERAZER XP12 earbuds provide AI-powered real-time translation for 135 languages and accents. Once connected to the 'SayMi' app, you can initiate translation sessions.

Real Time Translation

Traducción en Tiempo Real



Experience seamless real-time translation during conversations.

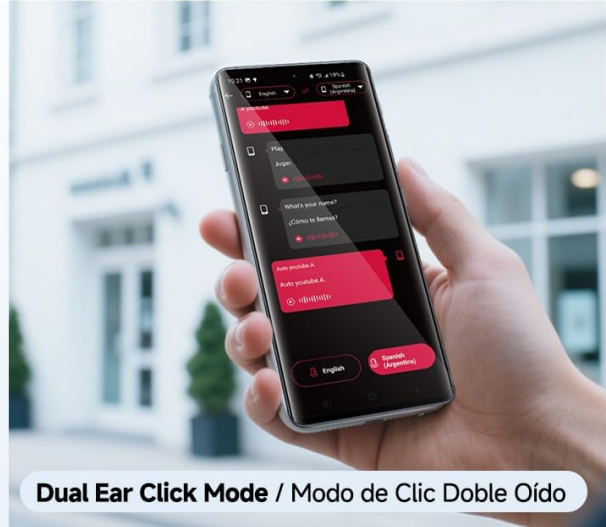
4.2 Translation Modes

The XP12 offers five distinct translation modes to suit various scenarios:

- **AI Chat Mode:** Engage in AI-powered conversations to find inspiration and answers.
- **Free Talk Mode:** Ideal for natural, flowing conversations between multiple people.
- **Earbuds + Phone Mode:** One person speaks into the earbuds, the other into the phone.
- **Translation Machine Mode:** Use the earbuds as a dedicated translation device.
- **Dual-Ear Click Mode:** Each person wears an earbud for direct, two-way communication.

4 Translation Modes

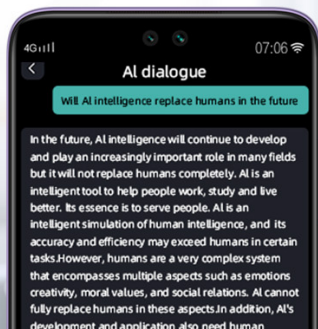
4 Modos de Traducción



Visualize the five versatile translation modes available with your XP12 earbuds.

AI Dialogue Mode

Communicate with AI in real time, find inspiration and answers.

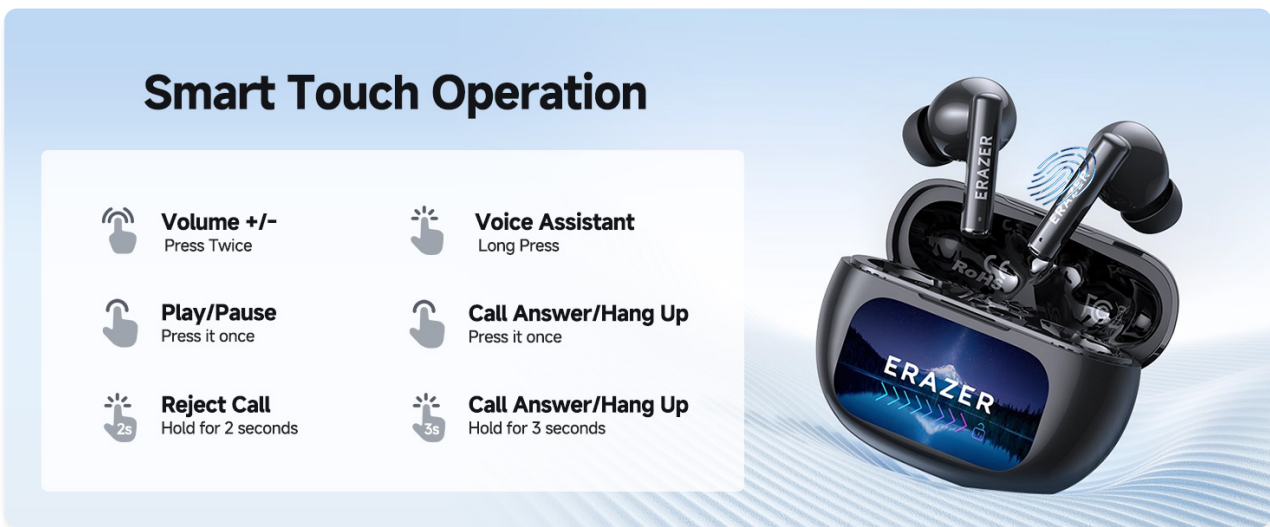


The AI Dialogue Mode allows for interactive conversations with artificial intelligence.

4.3 Smart Touch Controls

The earbuds feature intuitive touch controls for various functions:

Action	Gesture
Volume +/-	Press Twice
Play/Pause	Press Once
Reject Call	Hold for 2 Seconds
Voice Assistant	Long Press
Call Answer/Hang Up	Press Once
Call Answer/Hang Up (Alternative)	Hold for 3 Seconds



Detailed guide to the smart touch controls on your ERAZER XP12 earbuds.

4.4 LCD Full-Color Smart Touch Screen

The charging case features an interactive display for easy control of various settings without needing your phone:

- Music Playback
- Volume Adjustment
- Equalizer Settings
- Brightness Control
- Wallpaper Selection
- Spatial Audio Toggle
- Find Earbuds Function
- Light Control
- Language Selection
- Stop Timer

LCD Full-Color Smart Touch Screen

LCD Full-Color Smart Touch Screen



The LCD screen on the charging case provides quick access to earbud settings.

5. FEATURES

5.1 Long Battery Life

The XP12 earbuds are equipped with a high-capacity 300mAh battery, providing:

- Up to 8 hours of playtime on a single charge.
- Up to 48 hours of total playtime with the charging case.



Enjoy extended usage with the impressive battery life of the XP12 earbuds.

5.2 IPX5 Waterproof Rating

With an IPX5 waterproof rating, the earbuds are resistant to splashes and sweat, making them suitable for various activities and weather conditions.

5.3 High-Speed Bluetooth 5.6

Equipped with advanced Bluetooth 5.6 technology, the earbuds ensure ultra-fast and stable connectivity, instant pairing, crystal-clear audio with AAC/SBC support, and ultra-low latency for synchronized sound.

Bluetooth 5.6

Crystal-Clear AAC Sound Quality
Calidad de Sonido AAC nítida



Long Battery Life
Batería de Larga Duración



IPX5 Waterproof
Resistente al agua IPX5

Lightweight
Ligero




Key features including Bluetooth 5.6, long battery life, and IPX5 waterproofing.

5.4 Lightweight and Comfortable Design

Weighing only 3.8g per earbud, the XP12 are designed for comfortable, extended wear. Multiple eartip sizes (S/M/L) are included to ensure a secure and comfortable fit.

Lightweight & Comfortable



The lightweight and comfortable design ensures a pleasant wearing experience.

6. SPECIFICATIONS

Feature	Detail
Model Number	XP12
Translation Languages	135 Languages & Accents
Bluetooth Version	5.6
Battery Capacity (Earbuds)	Not specified (internal)
Battery Capacity (Charging Case)	300mAh
Playtime (Single Charge)	Up to 8 hours
Total Playtime (with Case)	Up to 48 hours
Waterproof Rating	IPX5
Item Weight	3.2 ounces
Package Dimensions	4.21 x 3.19 x 1.57 inches
Batteries Required	2 Lithium Polymer batteries (included)

7. TROUBLESHOOTING

- **Earbuds Not Turning On / Screen Not Activating:** For first-time use, ensure you perform a long press (8 seconds) on the on button located at the bottom of the headset to activate the screen.
- **Translation Not Working:** The translation features require the 'SayMi' app and an active internet connection. Ensure the app is installed, updated, and your device has a stable internet connection.
- **Pairing Issues:** Ensure Bluetooth is enabled on your device and the earbuds are out of the charging case. If issues persist, try forgetting the device in your phone's Bluetooth settings and re-pairing through the 'SayMi' app.
- **Poor Audio Quality / Disconnections:** Ensure the earbuds are fully charged. Move closer to your connected device to avoid interference. Check for any physical obstructions between the earbuds and your device.
- **App Not Responding:** Close the 'SayMi' app completely and restart it. If the problem persists, try reinstalling the app.

8. MAINTENANCE

- **Cleaning:** Regularly clean the earbuds and charging case with a soft, dry, lint-free cloth. Do not use harsh chemicals or abrasive materials. Gently clean the charging contacts on both the earbuds and the case.
- **Storage:** When not in use, store the earbuds in their charging case to protect them from dust and damage. Store in a cool, dry place away from direct sunlight and extreme temperatures.
- **Charging:** Use the provided USB-C charging cable. Avoid overcharging or completely draining the battery for prolonged periods to maintain battery health.
- **Water Exposure:** While IPX5 rated, avoid submerging the earbuds in water. Dry them thoroughly if they get wet from sweat or splashes before placing them back in the charging case.

9. WARRANTY AND SUPPORT

Your ERAZER XP12 Translation Earbuds come with a standard manufacturer's warranty. Please refer to the warranty card included in your package for specific terms and conditions.

For technical support, troubleshooting assistance, or warranty claims, please contact NAGFAK customer service through the contact information provided in your product packaging or on the official NAGFAK website. Please retain your proof of purchase for warranty purposes.