

EPOS 1001261

EPOS Adapt E1 True Wireless Bluetooth Earbuds Instruction Manual

Brand: EPOS | Model: 1001261

INTRODUCTION

The EPOS Adapt E1 True Wireless Bluetooth Earbuds are designed for seamless integration into both professional and personal audio environments. These earbuds offer a versatile audio experience, whether participating in virtual meetings, making calls, or enjoying music.

Key features include:

- Unmatched comfort and acoustic performance through EPOS IntelligentFit™ ear tip design.
- Certified for Microsoft Teams and Made for iPhone for optimal compatibility.
- Multi-point connectivity, allowing simultaneous connection to a smartphone and a laptop.
- Up to 50 hours of battery life with the charging case, including 5-minute quick charge for 1 hour of use.
- Hybrid Active Noise Cancellation (ANC) for focused listening.
- Water-resistant, sweatproof, rainproof, and splashproof design for durability.
- Solo mode for independent earbud use and automatic audio pause/resume.

WHAT'S IN THE BOX

- EPOS Adapt E1 True Wireless Bluetooth Earbuds - Nordic White
- 3 x Sizes Silicone Eartips (Small, Medium, Large)
- Charging Case



Image: The EPOS Adapt E1 True Wireless Bluetooth Earbuds in Nordic White, shown alongside their compact charging case.

SETUP

1. Charging the Earbuds and Case

Before first use, fully charge the earbuds and the charging case. Place the earbuds into the charging case. Connect the charging case to a power source using a USB-C cable. A full charge typically provides up to 50 hours of total battery life. A quick 5-minute charge can provide up to 1 hour of listening time.



Image: The EPOS Adapt E1 earbuds are placed inside their charging case, with an indicator light showing the charging status.

2. Initial Pairing

- **For Android Devices (Google Fast Pair):** Open the charging case near your Android device. A pop-up notification will appear for quick pairing. Follow the on-screen prompts.
- **For iOS Devices (Made for iPhone Certified):** Open the charging case. Go to your iPhone's Bluetooth settings and select "EPOS Adapt E1" from the list of available devices.
- **For PC/Other Bluetooth Devices:** Open the charging case. Go to your device's Bluetooth settings and select "EPOS Adapt E1" to pair.

3. Optimal Fit

The EPOS Adapt E1 features IntelligentFit™ technology for comfort and acoustic performance. Experiment with the three included silicone ear tip sizes (Small, Medium, Large) to find the best seal for your ears. A proper fit is crucial for optimal sound quality and active noise cancellation.



Image: A detailed view of a single EPOS Adapt E1 earbud, highlighting its ergonomic design and silicone ear tip.

OPERATING INSTRUCTIONS

1. Basic Controls

- **App Control:** Utilize the dedicated EPOS app (available for mobile and PC) to customize settings, select sound profiles, and manage features.
- **Auto Pause/Resume:** Removing one earbud will automatically pause audio playback. Reinserting it will resume music playback.
- **Solo Mode:** Use one earbud independently while the other charges in the case. This allows for continuous use during long calls or listening sessions.

2. Multi-Point Connectivity

The Adapt E1 earbuds can connect to two devices simultaneously (e.g., your smartphone and laptop). This allows for seamless switching between calls on your phone and audio on your computer without

needing to manually disconnect and reconnect.

3. Active Noise Cancellation (ANC)

The hybrid ANC feature helps to reduce ambient noise, allowing for greater focus during calls or immersive listening. Manage ANC settings through the EPOS app to adjust to your environment.

4. Sound Profiles

Select from various preset sound profiles available in the EPOS app to optimize your audio experience for different content, such as music, calls, or podcasts.

MAINTENANCE

The EPOS Adapt E1 earbuds are designed to be durable and are water-resistant, sweatproof, rainproof, and splashproof. To ensure longevity and optimal performance:

- Regularly clean the ear tips and earbud surfaces with a soft, dry, lint-free cloth.
- Avoid using harsh chemicals or abrasive materials for cleaning.
- Ensure the earbuds are dry before placing them back into the charging case to prevent damage.
- Store the earbuds in their charging case when not in use to protect them and keep them charged.

TROUBLESHOOTING

If you encounter any issues with your EPOS Adapt E1 earbuds, consider the following:

- **No Sound/Connection Issues:** Ensure the earbuds are charged and within Bluetooth range of your device. Try unpairing and re-pairing the earbuds.
- **Poor Sound Quality:** Check the ear tip fit for a proper seal. Ensure the earbuds are clean and free from debris. Adjust sound profiles in the EPOS app.
- **Charging Problems:** Verify the USB-C cable and power source are working correctly. Ensure the earbuds are properly seated in the charging case.
- For further assistance, refer to the EPOS support website or contact customer service.

SPECIFICATIONS

Feature	Detail
Model Name	ADAPT E1
Item Model Number	1001261




Connectivity Technology	Wireless
Wireless Communication Technology	Bluetooth
Bluetooth Version	5.3
Noise Control	Hybrid Active Noise Cancellation
Charging Time (Quick Charge)	5 minutes for 1 hour playback
Battery Life (Total with Case)	Up to 50 hours
Water Resistance Level	Water Resistant (sweatproof, rainproof, splashproof)
UPC	840064410700




WARRANTY AND SUPPORT

EPOS provides free software for asset management and remote updates to ensure your device adheres to company policy and remains up-to-date.

For detailed warranty information, product registration, or technical support, please visit the official EPOS website or contact their customer service department.

Related Documents - 1001261

	<p>EPOS ADAPT 600 Series: Premium Wireless ANC Headset for Hybrid Work</p> <p>Discover the EPOS ADAPT 600 Series, a UC-certified wireless headset with adaptive hybrid ANC, EPOS BrainAdapt™ technology, and superior audio for hybrid workers. Focus anywhere with enhanced concentration and seamless collaboration.</p>
 <p>EPOS Connect</p>	<p>EPOS Connect End-User Manual: Installation, Configuration, and Support</p> <p>Comprehensive end-user manual for EPOS Connect desktop application. Learn about system requirements, installation, uninstallation, device configuration, firmware updates, and support for EPOS audio devices.</p>
	<p>EPOS Connect Release Notes - Software Updates and Bug Fixes</p> <p>Comprehensive release notes for EPOS Connect software, detailing new features, bug fixes, and known issues for Windows and Mac versions across various software releases from EPOS.</p>

 <p>EPOS Connect</p>	<p>EPOS Connect End-User Manual: Installation, Configuration, and Usage Guide</p> <p>This manual provides comprehensive instructions for the EPOS Connect desktop application, covering installation, system requirements, feature configuration, updates, and support information for EPOS UC devices.</p>
	<p>EPOS GTW 270 Wireless Earbuds Quick Guide</p> <p>Concise guide for EPOS GTW 270 True Wireless Gaming Earbuds, covering package contents, Bluetooth pairing, fit adjustment, audio/call controls, charging, and firmware updates.</p>
 <p>GTW 270 Wireless earbuds User Guide</p>	<p>EPOS GTW 270 Wireless Earbuds User Guide - Immersive Audio & Gaming</p> <p>Explore the features and usage of the EPOS GTW 270 wireless earbuds. This guide details connectivity, audio quality, comfort, battery life, and multi-platform compatibility for an enhanced gaming and audio experience.</p>