



Manuals.plus /

› DreamCloud /

› DreamCloud Classic 12 Inch Full Mattress Instruction Manual

DreamCloud Classic 12"

DreamCloud Classic 12" Full Mattress Instruction Manual

MODEL: CLASSIC 12"

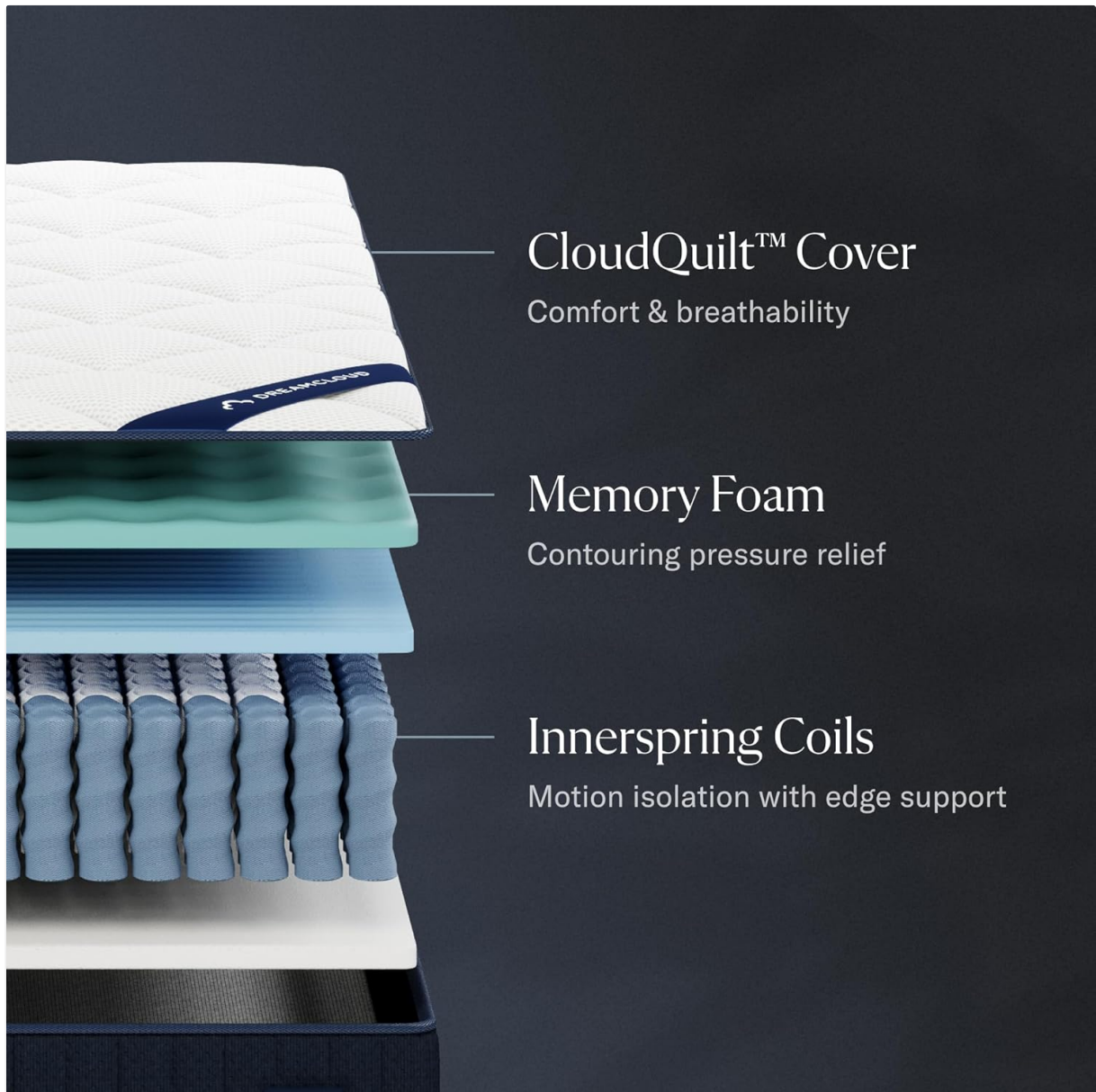
Welcome to Enhanced Sleep

Thank you for choosing the DreamCloud Classic 12" Full Mattress. This manual provides essential information for setting up, using, and maintaining your new mattress to ensure years of comfortable and supportive sleep.

Product Features

The DreamCloud Classic 12" Full Mattress is engineered with multiple layers to provide a balanced medium-firm feel, optimal support, and temperature regulation.

- **CloudQuilt™ Cover:** A breathable cashmere blend quilted top cover with cooling fibers for a soft, luxurious sleep surface.
- **Six Layers of Comfort:** Engineered design including CloudQuilt cover, cooling fiber technology, and 2 inches of pressure-relieving gel memory foam.
- **Motion Isolation:** Ultra-stable foundation layer with high-quality foam absorbs movement for undisturbed sleep.
- **Back Pain Relief:** Contouring memory foam and responsive support layer promote spinal alignment and reduce stress on high-tension areas.
- **Safe & Fiberglass Free:** Made with CertiPUR-US® certified foams, free from ozone depleters, mercury, lead, formaldehyde, and phthalates.



CloudQuilt™ Cover

Comfort & breathability

Memory Foam

Contouring pressure relief

Innerspring Coils

Motion isolation with edge support

Figure 1: Cross-section diagram illustrating the six comfort layers of the DreamCloud Classic mattress.



Figure 2: Detailed view of the CloudQuilt™ cover, emphasizing its texture and quality.

Video 1: An explainer video detailing the features and benefits of the DreamCloud Classic Hybrid Mattress.

Setup Instructions

Your DreamCloud mattress is conveniently shipped compressed in a box. Follow these steps for easy setup:

1. **Unbox the Mattress:** Carefully remove the rolled mattress from its packaging. It is recommended to unbox the mattress in the room where it will be used due to its weight (approximately 66 pounds for a Full size).
2. **Position the Mattress:** Place the rolled mattress onto your bed frame or foundation.
3. **Remove Plastic Wrapping:** Carefully cut and remove the outer plastic wrapping. The mattress will begin to expand immediately.
4. **Allow for Full Expansion:** Allow 24-72 hours for the mattress to fully decompress and reach its intended shape and firmness.

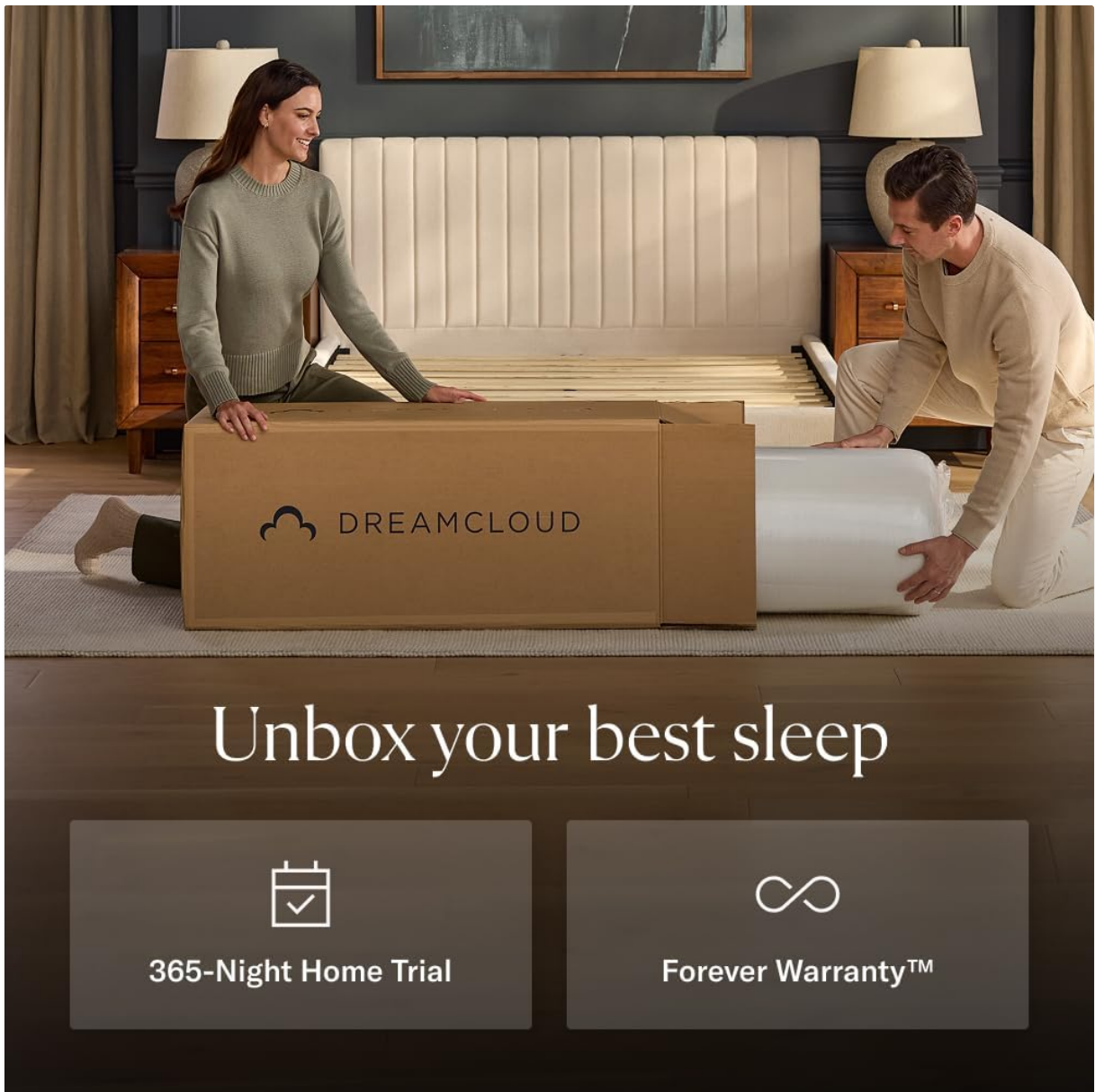


Figure 3: Illustration of the unboxing process for the DreamCloud mattress.

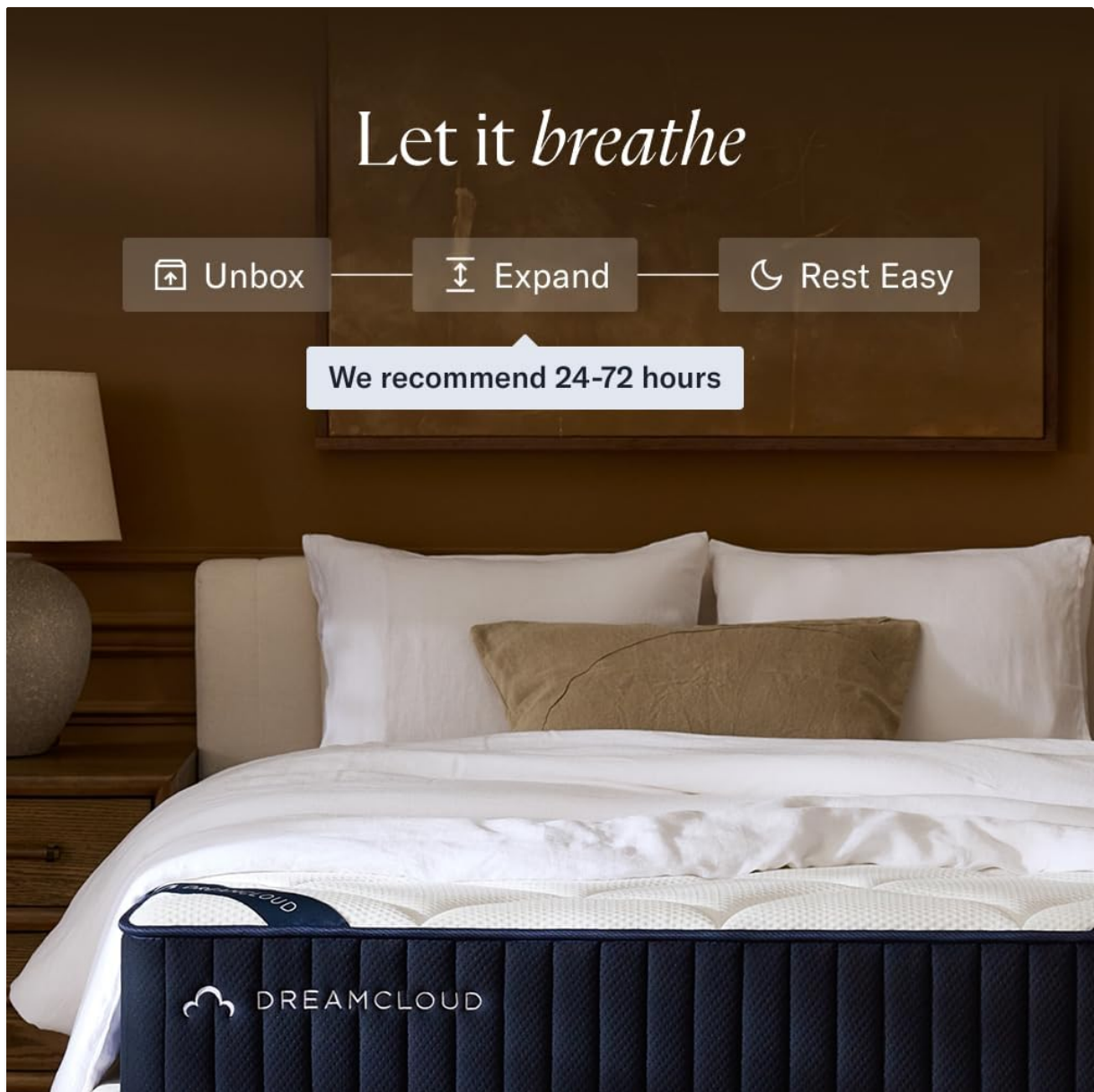


Figure 4: The mattress expanding on a bed frame, demonstrating the recommended expansion time.

Operating & Usage

The DreamCloud Classic 12" Full Mattress is designed to provide optimal comfort and support for various sleeping positions. Its medium-firm feel is ideal for stomach, side, and back sleepers, promoting proper spinal alignment.

The cooling fibers in the CloudQuilt™ cover help regulate temperature, preventing overheating throughout the night.

How does the DreamCloud Classic Hybrid feel?




Figure 5: Visual representation of the mattress's medium-firm feel and support for side sleepers.

Care and Maintenance

- **Spot Cleaning:** For spills or stains, gently spot clean the affected area with a mild detergent and water. Avoid saturating the mattress.
- **Mattress Protector:** Use a high-quality mattress protector to safeguard against spills, stains, and allergens, extending the life of your mattress.
- **Rotation:** Rotate your mattress 180 degrees every 3-6 months to ensure even wear and prolong its lifespan. Flipping is not necessary.
- **Ventilation:** Allow your mattress to breathe by occasionally removing bedding and exposing it to air.
- **Support:** Ensure your mattress is placed on a sturdy, supportive foundation or bed frame to maintain its structural integrity.

Troubleshooting

- **New Mattress Odor:** A slight "new mattress" odor may be present upon unboxing. This is normal and will dissipate within a few days in a well-ventilated room.
- **Slow Expansion:** If your mattress seems slow to expand, ensure it is in a warm room. Foam

expands more quickly in warmer temperatures. Allow the full 72 hours for complete decompression.

- **Firmness Adjustment:** It may take a few weeks for your body to adjust to a new mattress. The DreamCloud Classic is designed for a medium-firm feel, offering a balance of comfort and support.

Specifications

Feature	Detail
Brand	DreamCloud
Model	Classic 12"
Size	Full (75"L x 53"W x 12"Th)
Item Weight	66 Pounds
Weight Limit	800 Pounds
Firmness	Medium Firm
Top Style	Euro Top (CloudQuilt™ Cover)
Construction	Hybrid (Memory Foam & Innerspring Coils)
Layers	6 Layers
Certifications	CertiPUR-US® Certified

Find the Right Size



Twin

38" x 75"



Twin XL

38" x 80"



Full

54" x 75"



Queen

60" x 80"



King

76" x 80"



Cal King

72" x 84"

Figure 6: Mattress size guide for reference.

Warranty and Support

- **Forever Warranty:** Your DreamCloud Classic 12" Full Mattress is backed by a comprehensive Forever Warranty, ensuring long-term peace of mind. Please refer to the official DreamCloud website for full warranty details and terms.
- **365-Night Home Trial:** Experience your new mattress for 365 nights. If you are not completely satisfied, you may be eligible for a return. Refer to DreamCloud's return policy for details.
- **Customer Support:** For any questions, concerns, or assistance, please visit the official DreamCloud website or contact their customer service team.