

Manuals+

[Q & A](#) | [Deep Search](#) | [Upload](#)

[manuals.plus](#) /

› [Skylight](#) /

› [Skylight Calendar Max: 27-Inch Smart Digital Calendar & Chore Chart User Manual](#)

Skylight 272GAa

Skylight Calendar Max User Manual

Model: 272GAa

Brand: Skylight

WELCOME TO YOUR SKYLIGHT CALENDAR MAX

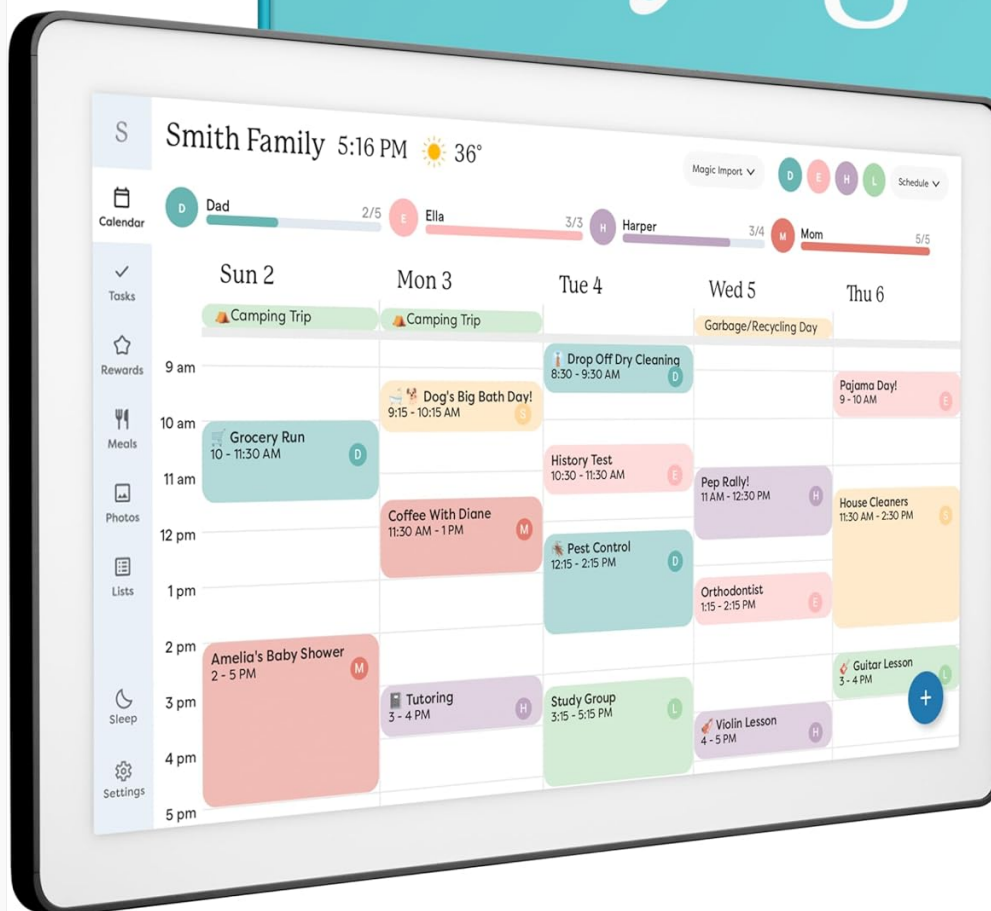
This manual provides comprehensive instructions for setting up, operating, maintaining, and troubleshooting your Skylight Calendar Max. This 27-inch smart digital calendar and chore chart is designed to streamline family organization with its interactive touchscreen display and versatile wall-mounting options.

PRODUCT FEATURES

- **27" TOUCHSCREEN FAMILY CALENDAR:** Our largest and most vibrant smart calendar yet. This stunning 27-inch HD touchscreen display auto-adjusts in portrait or landscape, keeping your family's schedule front and center in any space.
- **EFFORTLESS SYNCING WITH ALL CALENDARS:** Connect to Wi-Fi and sync instantly with Google, Apple, Outlook, Yahoo, and Cozi. This digital wall calendar auto-syncs events from all your devices—no manual updates needed.
- **CHORE CHART & DAILY PLANNER IN ONE:** Assign chores, track tasks, and organize routines with a built-in digital planner designed to support independence and shared responsibility. Great for kids and parents alike.
- **UPDATE ANYTIME, FROM ANYWHERE:** Use the free Skylight mobile app to edit your calendar on the go. With the optional Plus Plan, unlock premium features like Magic Import, photo screensaver, meal planning, and stars & rewards.
- **MODERN DESIGN, EASY TO INSTALL:** Mounts in portrait or landscape with an included guide. Swappable frame styles let you match your home's decor—perfect for kitchens, entryways, or command centers.

Calendar Max Skylight®

27"

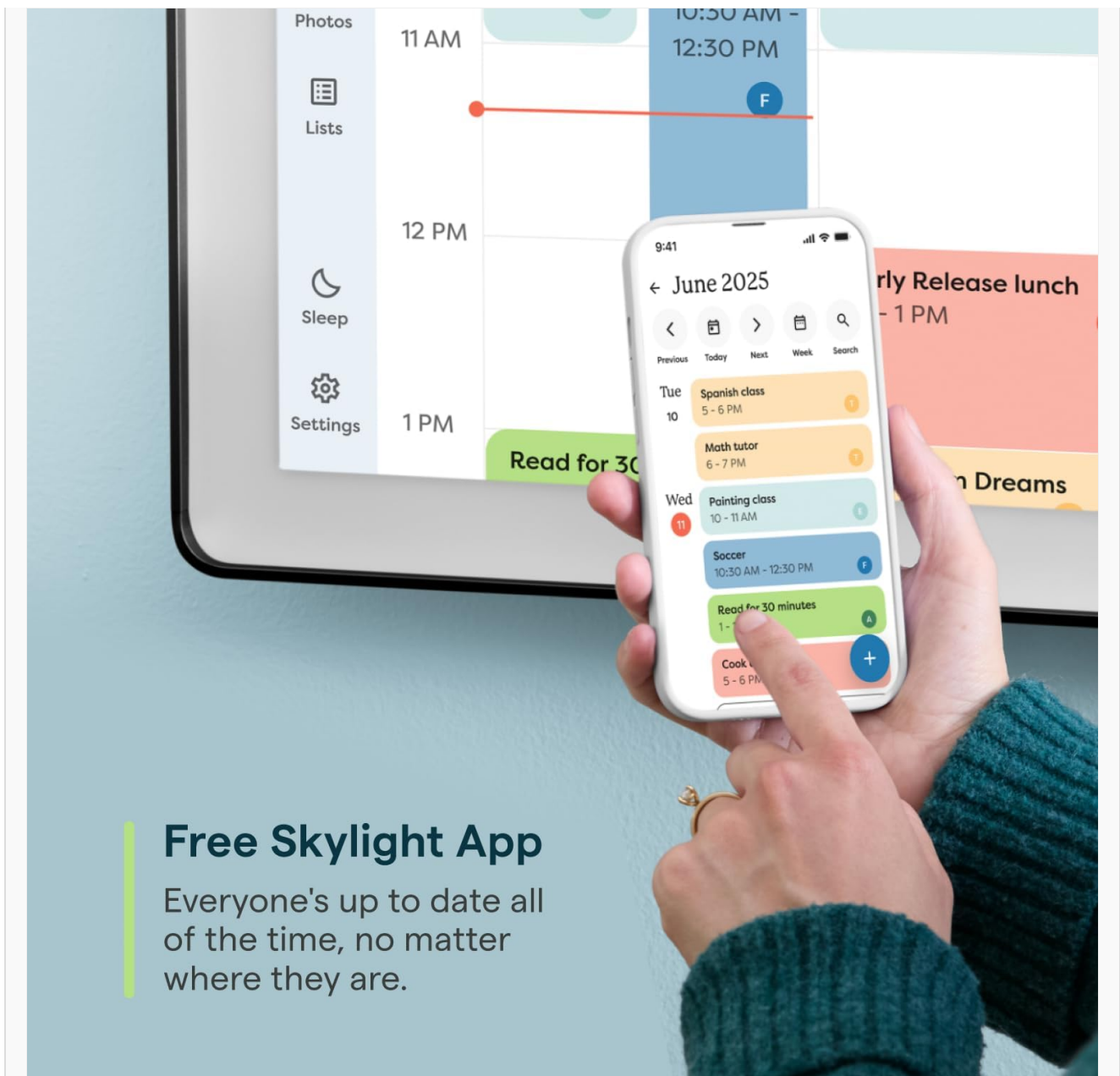


The Skylight Calendar Max, a 27-inch smart digital calendar, shown with its sleek charcoal shadowbox frame, displaying a family schedule.

INITIAL SETUP

Unboxing and Placement

Carefully remove the Skylight Calendar Max from its packaging. Choose a suitable location for installation, considering power access and visibility. The device can be mounted on a wall in either portrait or landscape orientation.



Free Skylight App

Everyone's up to date all of the time, no matter where they are.

A diagram illustrating the dimensions of the 27-inch Skylight Calendar Max, highlighting its 26.1-inch width and 15.9-inch height, along with the touchscreen display.

Power Connection

Connect the power adapter to the device and plug it into a standard electrical outlet. The device will power on automatically.

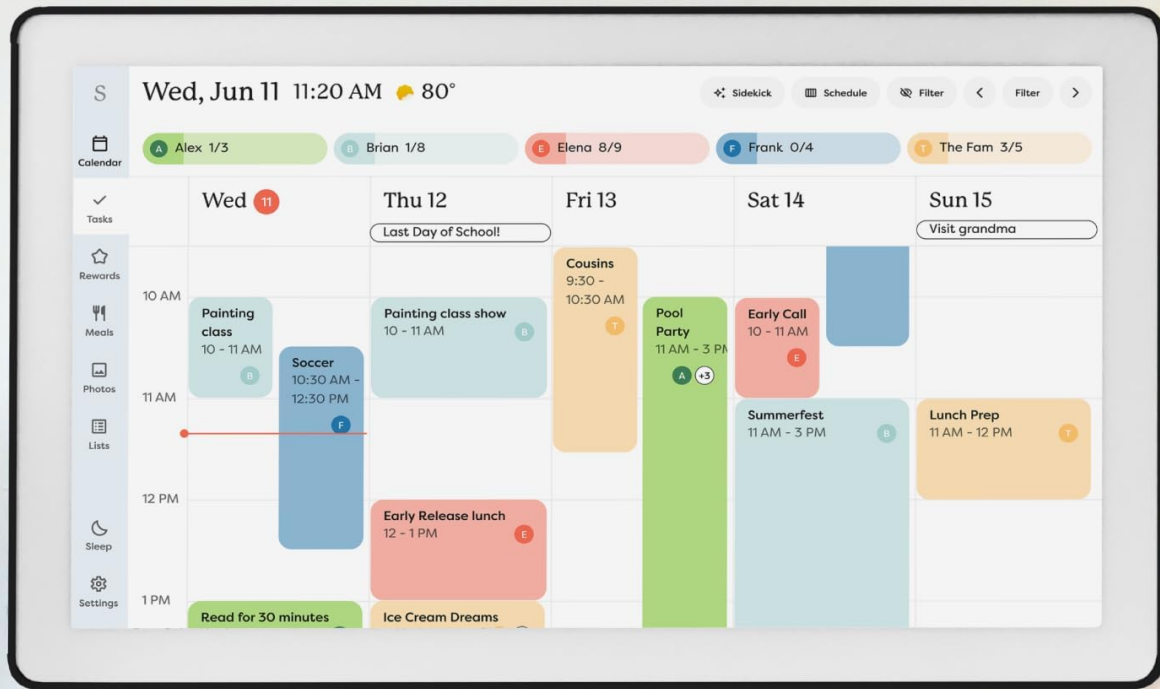
Wi-Fi Connection

Follow the on-screen prompts to connect your Skylight Calendar Max to your home Wi-Fi network. A stable internet connection is required for full functionality, including calendar syncing and software updates.

Account Setup and Calendar Syncing

Once connected to Wi-Fi, you will be guided through the process of setting up your Skylight account. This allows you to sync your existing digital calendars (Google, Apple, Outlook, Yahoo, Cozi) directly to the device.

Seamlessly auto-
syncs events with:



The Skylight Calendar Max screen displaying seamless auto-syncing capabilities with various calendar services including Google, Outlook, Apple, and Yahoo.

OPERATING INSTRUCTIONS

Navigating the Touchscreen

The 27-inch HD touchscreen is interactive and responsive. Tap, swipe, and pinch to navigate through different views and features.

Managing Schedules and Events

Events from your synced calendars will automatically appear on the display. You can add, edit, or delete events directly on the device or through the Skylight mobile app.

All-in-One Organization

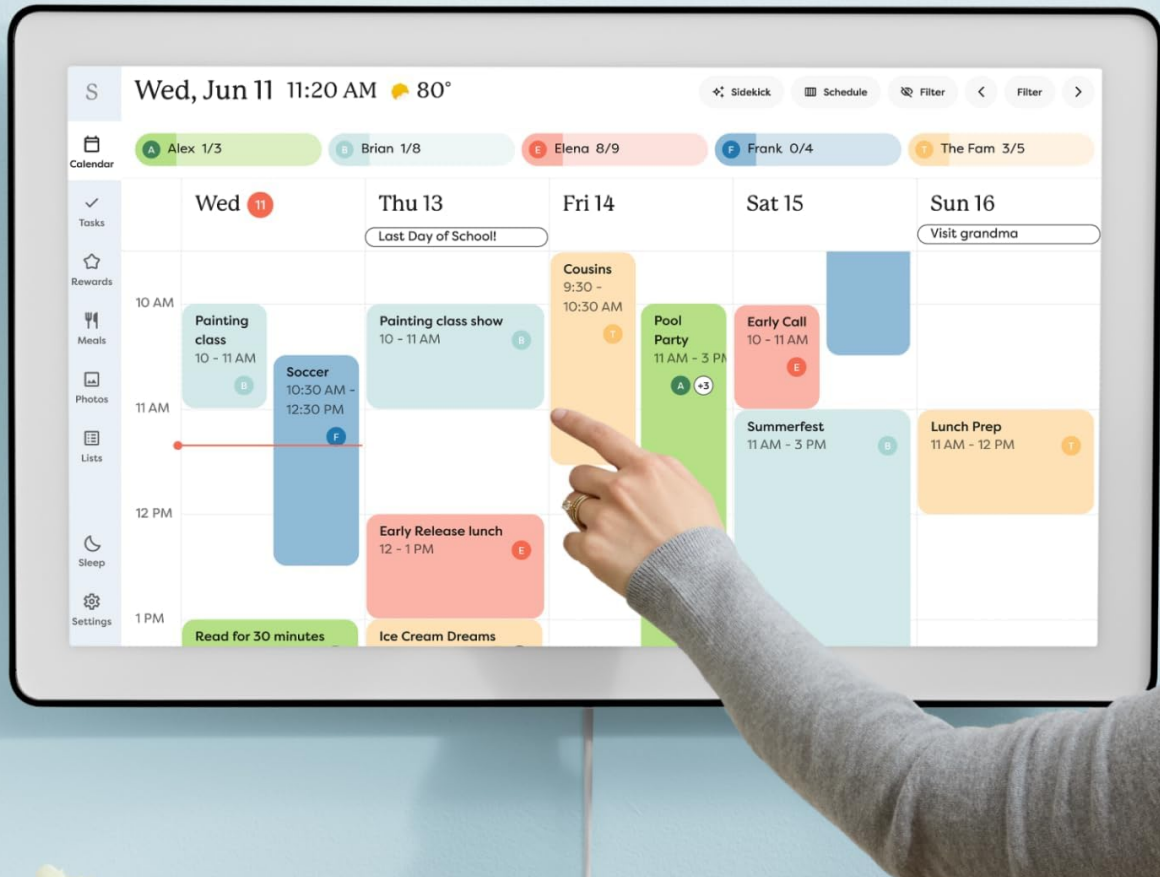
Calendar Syncing ✓

Chore Chart ✓

Custom Lists ✓

Meal Planning ✓

App Access ✓



The Skylight Calendar Max displaying its 'All-in-One Organization' features, including Calendar Syncing, Chore Chart, Custom Lists, Meal Planning, and App Access.

Chore Chart and Routines

Utilize the built-in chore chart to assign tasks and track completion for family members. The device supports creating custom routines for morning, afternoon, and evening tasks, promoting independence and organization.

Your browser does not support the video tag.

An official product video demonstrating how the Skylight Calendar Max can be used as a digital wall planner and chore chart for family schedule management, showing children interacting with the routine features.

Chore Chart

Transform routine tasks into rewarding accomplishments.



A close-up of the Skylight Calendar Max displaying the 'Chore Chart' feature, showing individual tasks assigned to different family members.



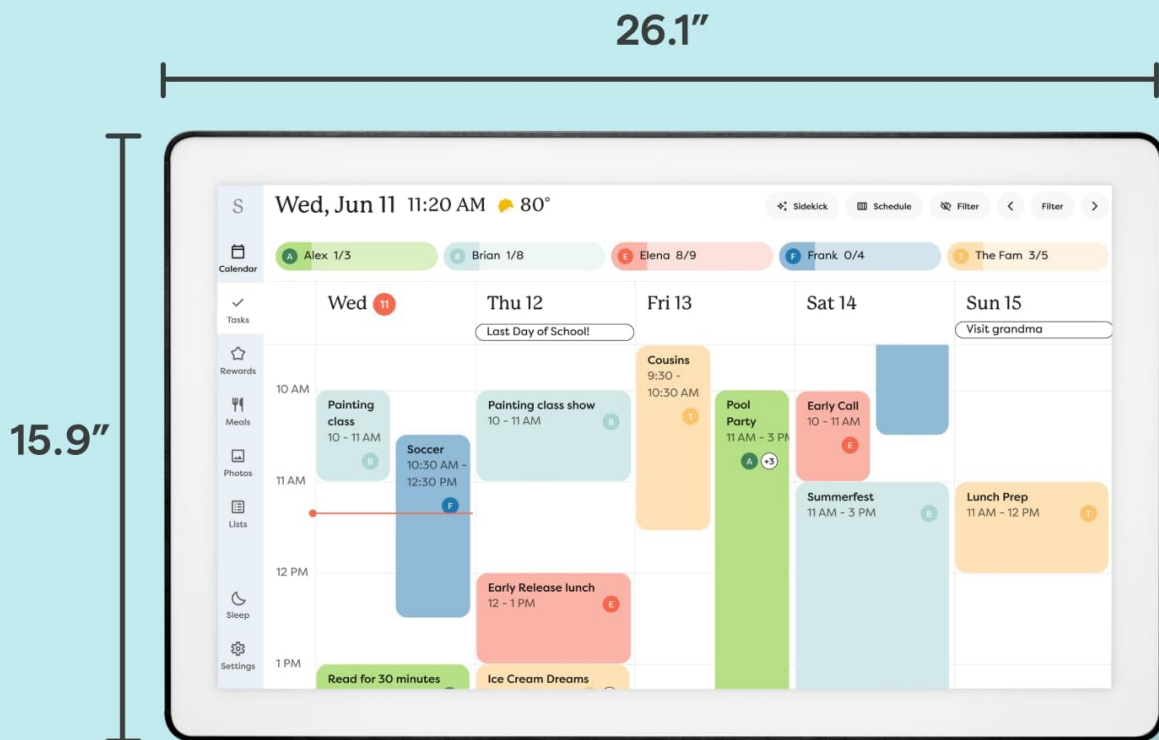
Routines

Make everyday life easier with repeatable tasks that keep your family running smoothly.

A user interacting with the 'Routines' feature on the Skylight Calendar Max, which helps make everyday life easier with repeatable tasks.

Mobile App Integration

The free Skylight mobile app allows you to manage your calendar and tasks from anywhere. Optional premium features, such as Magic Import, photo screensaver, meal planning, and stars & rewards, are available with the Plus Plan.



27" HD Touchscreen

A hand holding a smartphone displaying the Skylight mobile app interface, with the Skylight Calendar Max visible in the background, illustrating remote access.

Orientation Options

The display automatically adjusts between portrait and landscape orientations based on how it is mounted.

Lighten Your Mental Load



Easy Setup

Simply mount it on the wall or install the stand, then plug it in and connect to WiFi.



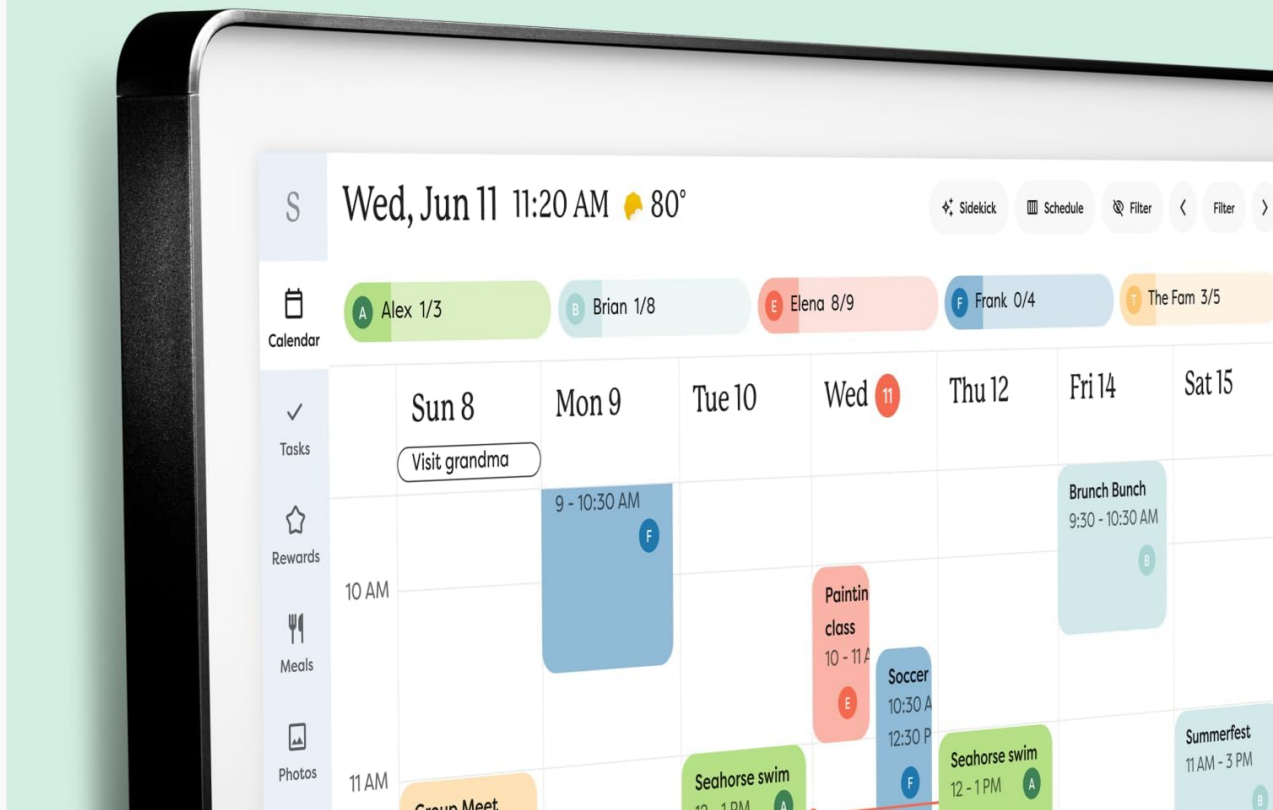
On The Same Page

Sync and display everyone's calendars and tasks in one place.



Peace Of Mind

Use the touchscreen or app to keep the whole family up to date, all the time.



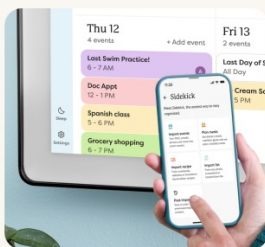
An image highlighting key benefits of the Skylight Calendar Max: Easy Setup, On The Same Page (syncing calendars), and Peace Of Mind (staying updated).

Optional Features (Plus Plan)

With the optional Plus Plan subscription, you can unlock advanced features including personalized meal planning, a photo screensaver to display family memories, and a rewards system to motivate task completion.

Subscribe to Calendar Plus

The best just gets better with even more features.



Sidekick

Introducing your family's magical assistant.



Meal Planning

Create personalized recipes and see the whole week at a glance.



Rewards

Motivate your kids to complete chores with stars and Rewards.



Photo Screensaver

Turn your Calendar into a photo frame when it's not in use.

An overview of premium features available with the Skylight Calendar Plus subscription, including Sidekick, Meal Planning, Rewards, and Photo Screensaver.

CARE AND MAINTENANCE

Cleaning

To clean the screen, gently wipe it with a soft, lint-free cloth. Do not use abrasive cleaners or sprays directly on the screen.

Software Updates

Your Skylight Calendar Max will automatically receive software updates when connected to Wi-Fi, ensuring you always have the latest features and improvements.

COMMON ISSUES AND SOLUTIONS

Device Not Powering On

- Ensure the power adapter is securely connected to both the device and a working electrical outlet.
- Verify the outlet is functional by plugging in another device.

Wi-Fi Connection Issues

- Check if your Wi-Fi router is on and functioning correctly.
- Ensure the Wi-Fi password entered is correct.
- Move the Skylight Calendar Max closer to your Wi-Fi router to improve signal strength.
- Restart both the Skylight Calendar Max and your Wi-Fi router.

Calendar Not Syncing

- Confirm the device is connected to Wi-Fi.
- Check your Skylight account settings to ensure your external calendars are properly linked.
- Verify that the events are correctly entered in your external calendar.

Touchscreen Unresponsive

- Restart the device by unplugging it from the power source for 10 seconds and then plugging it back in.
- Ensure the screen is clean and free of debris.

PRODUCT SPECIFICATIONS

Feature	Detail
Product Dimensions	29.6 x 4.13 x 18.7 inches
Item Weight	22.7 pounds
ASIN	B0F71PYVTZ
Item model number	272GAa
Manufacturer	Skylight
Brand	Skylight
UPC	860011834328

Feature	Detail
Display Size	27-inch HD Touchscreen
Orientation	Portrait or Landscape
Connectivity	Wi-Fi
Sync Compatibility	Google, Apple, Outlook, Yahoo, Cozi

WARRANTY AND SUPPORT

Warranty Information






Your Skylight Calendar Max comes with a standard manufacturer's warranty. Please refer to the warranty card included in your product packaging for specific terms and conditions.

Customer Support

For further assistance, technical support, or warranty claims, please visit the official Skylight website or contact their customer service team.

[Visit the Skylight Store on Amazon](#)

Related Documents - 272GAa

	<p>Skylight Calendar User Manual: Setup, Syncing, and Features</p> <p>A comprehensive user manual for the Skylight Calendar, detailing setup, syncing with various calendar services (Google, iCloud, Outlook), managing events, chores, lists, and advanced features like Magic Import and Sleep Mode.</p>
	<p>Skylight Frame 10-inch WiFi Digital Photo Frame Quick Start Guide</p> <p>This Quick Start Guide provides instructions for setting up, activating, and using your Skylight Frame 10-inch WiFi Digital Photo Frame. Learn about its features, how to send photos, connect to Wi-Fi, and access settings. Includes legal and compliance information.</p>
	<p>Skylight Frame Start Guide and Skylight Plus Features</p> <p>A comprehensive guide to setting up and using the Skylight Frame, including features of the Skylight Plus plan and important legal disclaimers.</p>
	<p>Skylight Calendar Quick Start Guide</p> <p>A quick start guide for the Skylight Calendar, covering features, setup instructions, getting started, Wi-Fi connection, activation, syncing, and troubleshooting.</p>
	<p>Skylight Frame Start Guide: Setup, Features, and Usage</p> <p>Comprehensive guide for setting up and using the Skylight Frame digital photo display, including Wi-Fi connection, photo sharing via email, and key features.</p>



[Skylight Calendar Quick Start Guide: Setup, Features, and Syncing](#)

Comprehensive quick start guide for the Skylight Calendar by LEADER ELECTRONICS INC. Learn about features, connecting to WiFi, activation, syncing online calendars, and troubleshooting.