

MINISO MS199

MINISO MS199 AI Translation Earbuds User Manual

Model: MS199 | Brand: MINISO

INTRODUCTION

The MINISO MS199 AI Translation Earbuds are designed to facilitate seamless communication across language barriers, offering real-time translation in 150 languages. These earbuds combine AI translation, high-definition audio playback, and noise-reduction call functions, making them suitable for various scenarios including travel, business meetings, and learning. The device features a clip-on open-ear design for comfort and an LCD smart display on the charging case for easy control and information.



Image: MINISO MS199 AI Translation Earbuds highlighting multilingual translation capabilities with high accuracy and low latency.

PACKAGE CONTENTS

Please check the box for the following items:

- 2 x Translation Earbuds
- 1 x Wireless Charging Case with LCD Display
- 1 x Charging Cable
- 1 x User Manual
- 1 x AI Translation Manual

SETUP

1. App Download

To utilize the full translation features, download the companion application. Scan the QR code provided in your AI Translation Manual or search for "Earjoy Intelligence" in your device's app store (App Store for iOS, Google Play Store for Android).




Image: Smartphone displaying the Earjoy app download page with options for Android and iOS.

2. Bluetooth Pairing

Ensure your phone's Bluetooth is enabled. Open the charging case of the earbuds. The earbuds will automatically enter pairing mode. On your phone, go to Bluetooth settings and select "MINISO-MS199" from the list of available devices to connect.

Your browser does not support the video tag.

Video: Demonstrates the process of connecting the MINISO MS199 earbuds via Bluetooth to a mobile phone and the app.

3. App Connection

After pairing via Bluetooth, open the Earjoy Intelligence app. The app will guide you to connect the earbuds. Ensure the earbuds are out of the charging case and near your phone for successful connection within the app.




Image: Steps for connecting the earbuds to the mobile app after initial Bluetooth pairing.

OPERATING INSTRUCTIONS

Music and Call Controls

The earbuds feature touch controls for managing music playback and phone calls:

- **Play/Pause:** Single-click either the left or right earbud.
- **Volume Up/Down:** Double-click either the left or right earbud.
- **Next/Previous Song:** Triple-click either the left or right earbud.
- **Activate Voice Assistant:** Four consecutive taps on either earbud.
- **Answer/Hang Up Call:** Single-click either earbud.
- **Reject Call:** Long-press either earbud for 2 seconds.

Your browser does not support the video tag.

Video: Demonstrates the touch operations for music playback and call management on the earbuds.

Translation Modes

The MINISO MS199 earbuds support multiple AI translation modes through the companion app:

- **AI Dialogue Mode:** Communicate with an AI assistant in your own language. The dialogue is natural, similar to chatting with a friend.
- **Free-speaking Mode:** The headset automatically translates foreign languages, and the mobile app displays text in real-time, making communication easier.
- **Translator Mode:** Real-time voice translation without requiring headphones, enabling easy cross-language communication.
- **Headphones + Mobile Phone Mode:** The headphones and mobile phone translate synchronously, and the mobile phone records the text in real-time, allowing for simultaneous communication and recording.
- **Binaural Translation Mode:** Both parties wear headphones, select the required language, and touch the headphones to achieve real-time, barrier-free communication.
- **Photo Translation Mode:** Take a photo of text that needs to be translated, and the system will automatically recognize and translate it into your desired language.

LCD Full-Color Smart Screen

Many Kinds of Touch Screen Functions



Image: Overview of the five AI translation modes available with the earbuds.

Your browser does not support the video tag.

Video: Demonstrates the functional operation of the translation app, showcasing various translation modes.

LCD Display Functions

The charging case features an LCD smart display that supports various functions, allowing for convenient control directly from the headset:

- Remote photography
- Sound balance adjustment
- Volume control
- Song switching
- Headphone positioning
- AI translation mode selection
- Language switch interface
- Voice assistant interface
- Wallpaper interface
- Light level interface

5 translation modes

Break through language boundaries and enjoy global communication



Image: The LCD full-color smart screen on the charging case, illustrating its multi-functional touch capabilities.

MAINTENANCE

Charging

The earbuds and charging case are equipped with a high-efficiency lithium battery, providing up to 60 hours of total playtime with the case. The case supports fast charging via a Type-C cable.

- Connect the charging cable to the Type-C port on the charging case.
- The LCD display on the case will show the charging status and battery levels for both the case and individual earbuds.
- A full charge for the case takes approximately 1.5 hours.



60Hrs playtime

60 hours of battery life on one charge, uninterrupted listening, true wireless freedom.



Clip ear design

Innovative ear clip design, light and fit, no pain when worn for a long time, comfortable to carry



Bluetooth 6.0

fast connection, pairing in seconds, zero delay, no lag.

Image: Charging information for the earbuds and case, highlighting battery life and fast charging.

General Care

- Keep the earbuds and charging case clean and dry.
- Avoid exposing the device to extreme temperatures, humidity, or corrosive substances.
- Store the earbuds in their charging case when not in use to protect them and ensure they remain charged.

TROUBLESHOOTING

If you encounter issues with your MINISO MS199 AI Translation Earbuds, please refer to the following common solutions:

- **Earbuds not connecting to phone:** Ensure Bluetooth is enabled on your phone and the earbuds are in pairing mode (open the charging case). Try forgetting the device in your phone's Bluetooth settings and re-pairing.
- **App not detecting earbuds:** Confirm the earbuds are connected via Bluetooth to your phone. Close and reopen the EarJoy Intelligence app. Ensure the app has necessary permissions (e.g., location for finding devices).
- **Translation not working:** Check your internet connection, as most translation features require online access. Verify that the correct source and target languages are selected in the app. Ensure the microphone on the earbuds or phone is not obstructed.
- **Poor sound quality:** Ensure the earbuds are properly seated in your ears. Check for any debris in the earbud speakers.
- **Battery draining quickly:** Ensure the earbuds are fully charged. Reduce volume levels or disable unnecessary features to conserve battery life.

For persistent issues, please contact customer support.

SPECIFICATIONS

Feature	Detail
Brand	MINISO
Model Name	MS199
Model Number	6925912153375
Color	Black
Ear Placement	Open Ear
Form Factor	True Wireless
Impedance	16 Ohms
Material	Plastic, Silicone
Control Method	App, Touch
Battery Average Life	60 Hours (with charging case)
Noise Control	Active Noise Cancellation
Audio Driver Type	Dynamic Driver
Frequency Range	20 Hz - 20,000 Hz
Compatible Devices	Cellphones
Connectivity Technology	Wireless (Bluetooth)
Bluetooth Range	10 Meters
Bluetooth Version	6.0

Used for scenes




Image: Detailed view of earbud components and key technical specifications.

WARRANTY AND SUPPORT

MINISO offers a 365-day no-reason return and warranty service for these headphones. For any product-related inquiries, technical support, or warranty claims, please refer to the contact information provided in your product packaging or visit the official MINISO website.