



[Manuals.plus](#) /

› [Novilla](#) /

› Novilla Twin Hybrid Mattress 10 Inch Instruction Manual

Novilla NAMS10TGV25

Novilla Twin Hybrid Mattress 10 Inch Instruction Manual

Model: NAMS10TGV25

1. IMPORTANT SAFETY INFORMATION

Please read all instructions carefully before setting up and using your Novilla Twin Hybrid Mattress. Keep this manual for future reference.

- **Packaging Safety:** Keep plastic packaging away from children and pets to avoid suffocation hazards.
- **Handling:** Mattresses can be heavy. Exercise caution and seek assistance when moving or positioning the mattress to prevent injury.
- **Ventilation:** Allow the mattress to expand in a well-ventilated room. An initial odor (off-gassing) is normal and will dissipate within a few days.
- **Flammability:** Keep the mattress away from open flames and high heat sources.

2. SETUP INSTRUCTIONS

Your Novilla Twin Hybrid Mattress is compressed and rolled for convenient shipping. Follow these steps for proper setup and expansion.

2.1 Unboxing and Placement

1. **Prepare the Area:** Clear the space where you intend to place the mattress. Ensure you have enough room for the mattress to expand.
2. **Remove from Box:** Carefully remove the rolled mattress from its shipping box. Do not use sharp objects that could cut the mattress fabric.
3. **Position on Bed Frame:** Place the rolled mattress onto your chosen bed frame or foundation. Ensure the mattress is centered.

Unbox a Cozy Sleep



Image: Visual guide for unboxing and setting up the mattress, showing the four steps: Unpack, Unroll, Expand (72h), and Enjoy.

2.2 Expansion Process

4. **Unroll and Cut Plastic:** Carefully unroll the mattress. Locate the outer plastic wrapping and cut it open. The mattress will begin to decompress.
5. **Remove Inner Plastic:** Once the mattress is mostly unrolled, carefully cut and remove the inner vacuum-sealed plastic bag. The mattress will start to expand rapidly.
6. **Allow Full Expansion:** Allow the mattress to expand for a minimum of 72 hours to reach its full shape and firmness. While it may appear fully expanded sooner, the full 72 hours ensures optimal comfort and support.

During the expansion period, you may notice a slight, harmless odor. This is normal for new foam products and will dissipate in a well-ventilated room.


3. OPERATING AND USAGE

The Novilla Twin Hybrid Mattress is designed to provide a comfortable and supportive sleep experience. Here are its key features

and how they contribute to your rest.

3.1 Mattress Construction and Benefits

10" Hybrid Mattress



① **Breathable AirBreeze Fabric**
Ensure refreshing and cooling night sleep

② **BioAir™ Comfort Foam**
Perfect fit to your body curve

③ **Gel Memory Foam**
Effectively dissipate heat,
no more hot sleep

④ **Rebound SmartS Coil™**
Upgraded design for extra
back support

Image: Cross-section diagram illustrating the four layers of the 10-inch hybrid mattress, detailing each component from top to bottom.

- **Breathable AirBreeze Fabric:** The top layer is an OEKO-TEX certified knitted cover designed to dissipate body heat, promoting a cool and refreshing sleep.
- **Gel Memory Foam:** Infused with cooling gel, this layer helps absorb and dissipate body heat, preventing overheating during sleep. It also conforms to your body for pressure relief.
- **Individual Pocketed Springs (SmartS Coil™):** These coils work independently to support different parts of your body, ensuring spinal alignment and minimizing motion transfer. This means less disturbance from a partner's movements.
- **Reinforced Edge Support:** The mattress features enhanced edge support, providing stability and maximizing the usable sleeping surface, even near the edges.

Undisturbed Slumber Experience



Motion Isolation

Minimizes motion transfer, ensuring that every toss and turn is barely noticeable.

Image: A couple sleeping on the mattress, demonstrating the motion isolation feature where one person's movement does not disturb the other.

Enhanced Edge Support

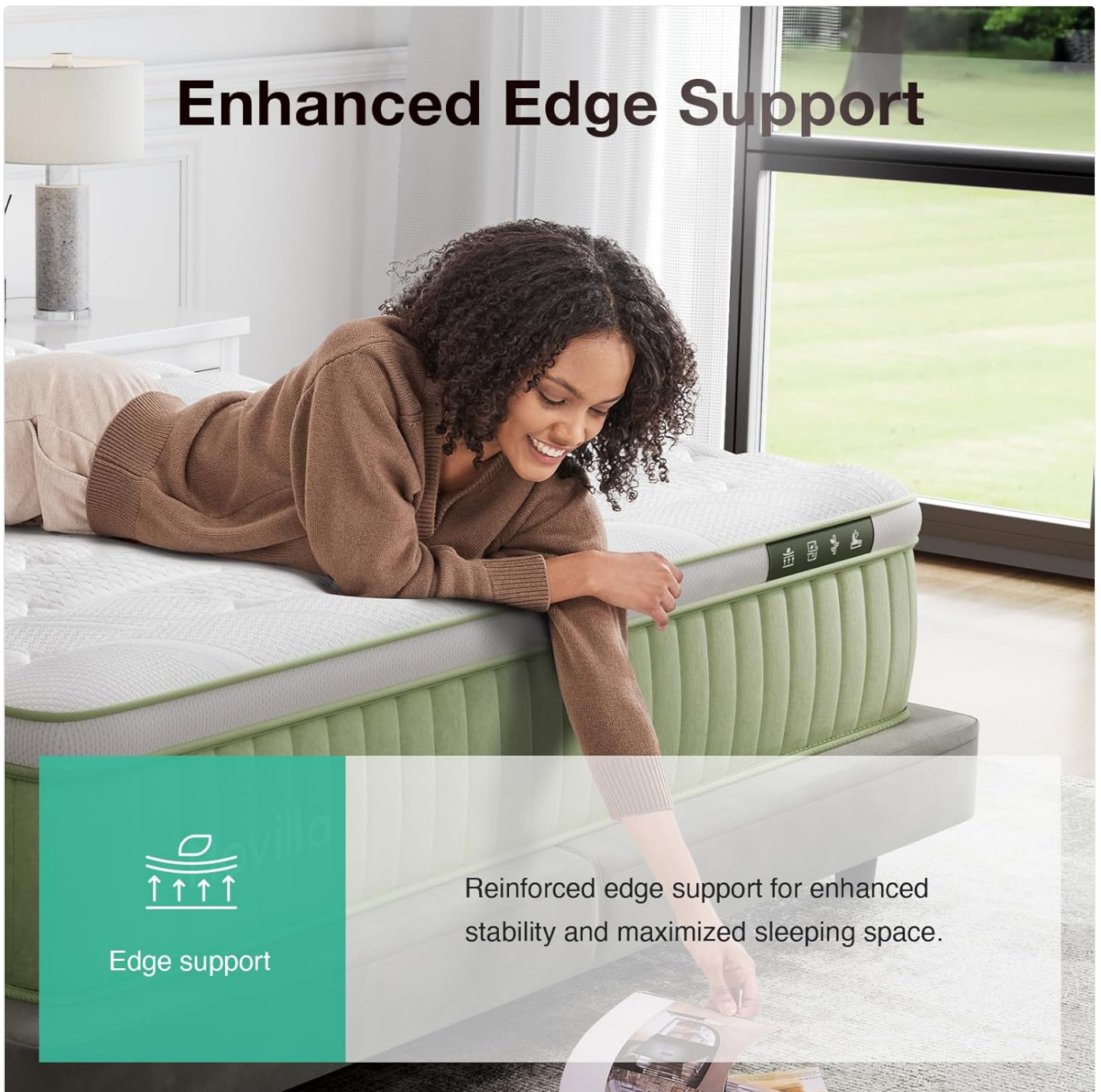


Image: A woman sitting comfortably on the edge of the mattress, highlighting the enhanced edge support that prevents sagging.

3.2 Compatible Bed Frames

The Novilla Twin Hybrid Mattress is compatible with various standard bed frames and foundations:

- Foundation
- Slatted Platform
- Floor
- Bunk Bed
- Sofa Bed

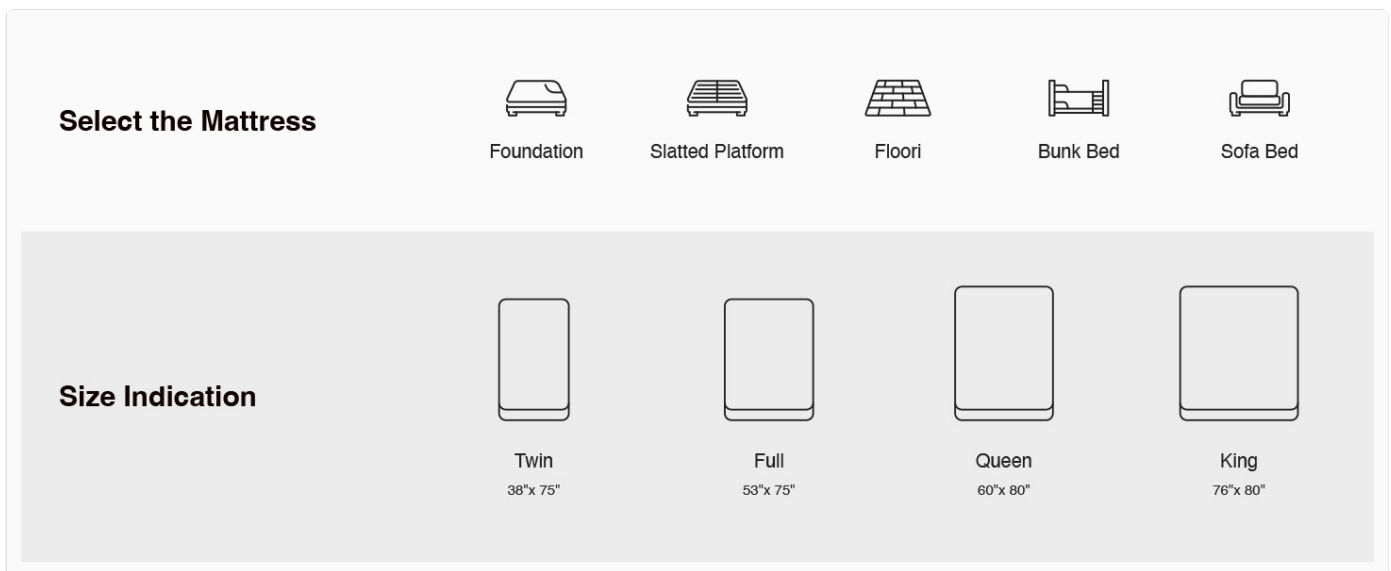


Image: A visual guide displaying different types of bed frames and foundations compatible with the Novilla mattress, including foundation, slatted platform, floor, bunk bed, and sofa bed.

4. MAINTENANCE AND CARE

Proper care will extend the life and performance of your Novilla mattress.

- **Spot Cleaning:** For minor spills, spot clean the mattress surface with a mild detergent and a damp cloth. Do not saturate the mattress.
- **Air Drying:** Allow any cleaned areas to air dry completely before covering with bedding.
- **Protection:** Using a mattress protector is highly recommended to shield against spills, stains, and allergens.
- **Rotation:** Rotate your mattress head-to-foot every 3-6 months to promote even wear and extend its lifespan. This mattress is not designed to be flipped.
- **Ventilation:** Periodically remove bedding to allow the mattress to air out, which helps prevent moisture buildup.
- **Avoid Jumping:** Do not jump on the mattress, as this can damage the internal components, especially the pocketed coils.

Product Care Instructions from Specifications: Hand Wash Only (referring to the cover material, not the entire mattress).

5. TROUBLESHOOTING

If you encounter any issues with your Novilla Twin Hybrid Mattress, please refer to the following common solutions.

- **Mattress Not Fully Expanded:**

Allow up to 72 hours for the mattress to fully expand after unboxing. Cooler temperatures can slow down the expansion process. Ensure the room is adequately warm and well-ventilated.
- **Initial Odor (Off-gassing):**

A new mattress may have a slight, harmless odor upon unboxing. This is normal and will dissipate within a few days. Ensure the room is well-ventilated by opening windows or using a fan.
- **Feeling Springs or Unevenness:**

Ensure the mattress has had the full 72 hours to expand. If the issue persists, verify that the mattress is placed on a flat, supportive foundation or bed frame. An inadequate base can affect mattress performance.
- **Mattress Feels Too Firm or Too Soft:**

It can take a few weeks for your body to adjust to a new mattress. Give yourself time to adapt. The mattress is designed with a medium firmness. Ensure your bed frame provides proper support.

6. SPECIFICATIONS

Feature	Detail
Brand	Novilla
Model Name	NAMSGV25
Model Number	NAMS10TGV25
Size	Twin
Product Dimensions	75"L x 38"W x 10"Th
Item Weight	37.5 Pounds
Item Firmness Description	Medium
Top Style	Euro Top
Cover Material	Polyester
Number of Layers	2 (Foam & Pocket Coils)
Fill Material	Foam & Pocket Coils
Special Feature	Breathable, Low Motion Transfer, Pressure Relief
Mattress Coil Type	Pocketed Coil
Construction Type	Hybrid
Number of Mattress Coils	300
Color	Green
Mattress Comfort Layer Material	Gel Memory Foam, Memory foam
Material Type	Memory Foam

7. WARRANTY AND SUPPORT

7.1 Warranty Information

Your Novilla Twin Hybrid Mattress comes with a **10-year warranty**, ensuring peace of mind regarding manufacturing defects and material quality. Additionally, a **100-night trial** period is provided to allow you to fully experience the mattress and ensure it meets your comfort needs.

For detailed terms and conditions of the warranty, please refer to the warranty card included with your purchase or visit the official Novilla website.

7.2 Customer Support

If you have any questions, concerns, or require assistance with your Novilla Twin Hybrid Mattress, please contact Novilla customer support through their official website or the retailer where you purchased the product. Please have your model number (NAMS10TGV25) and purchase date available when contacting support.

You can visit the Novilla Store for more information: [Novilla Official Store](#)
