

Zmodo ZG013C-2

Zmodo 2-Camera Security System User Manual

Models: Indoor Mini Pro, Wireless Outdoor/Indoor Battery Cam (ZG013C-2)

1. INTRODUCTION

This manual provides detailed instructions for the setup, operation, maintenance, and troubleshooting of your Zmodo 2-Camera Security System. This system includes two Zmodo Indoor Mini Pro cameras and two Zmodo Wireless Outdoor/Indoor Battery Cameras, designed to provide comprehensive surveillance for your home or property. Please read this manual thoroughly before using your cameras to ensure proper installation and functionality.

2. WHAT'S IN THE BOX

Verify that all components are present in your package:

- Zmodo Indoor Mini Pro Cameras (2 units)
- Zmodo Wireless Outdoor/Indoor Battery Cameras (2 units)
- Power Adapters (for Indoor Mini Pro cameras)
- Mounting Screws
- Stands (for Indoor Mini Pro cameras)
- USB Charging Cables (for Battery Cameras)

3. SETUP GUIDE

Follow these steps to set up your Zmodo security cameras:

1. **Charge Battery Cameras:** Before initial use, fully charge the Wireless Outdoor/Indoor Battery Cameras using the provided USB charging cables. A full charge ensures optimal performance and battery life.
2. **Download the App:** Download the free "Smartz Eaze" app from your smartphone's app store (iOS or Android).
3. **Create an Account:** Open the Smartz Eaze app and follow the on-screen instructions to create a new user account or log in if you already have one.
4. **Add Cameras:**
 - Tap the "+" icon in the app to add a new device.
 - Select the appropriate camera model (Indoor Mini Pro or Wireless Outdoor/Indoor Battery Cam).

- Follow the app's prompts to connect each camera to your Wi-Fi network. This typically involves scanning a QR code displayed on your phone with the camera's lens or entering Wi-Fi credentials.

5. Placement and Mounting:

- **Indoor Mini Pro:** Place on a flat surface using the stand or mount to a wall/ceiling using the included screws. Ensure it is within Wi-Fi range and near a power outlet.
- **Wireless Outdoor/Indoor Battery Cam:** Its wire-free design allows flexible placement. Mount it to a wall or ceiling using the included bracket and screws. Ensure the location provides a clear view and good Wi-Fi signal. The camera is IP65 weatherproof for outdoor use.



Image: The Zmodo 2-Camera Security System, featuring both the Indoor Mini Pro and Wireless Outdoor/Indoor Battery Cameras.

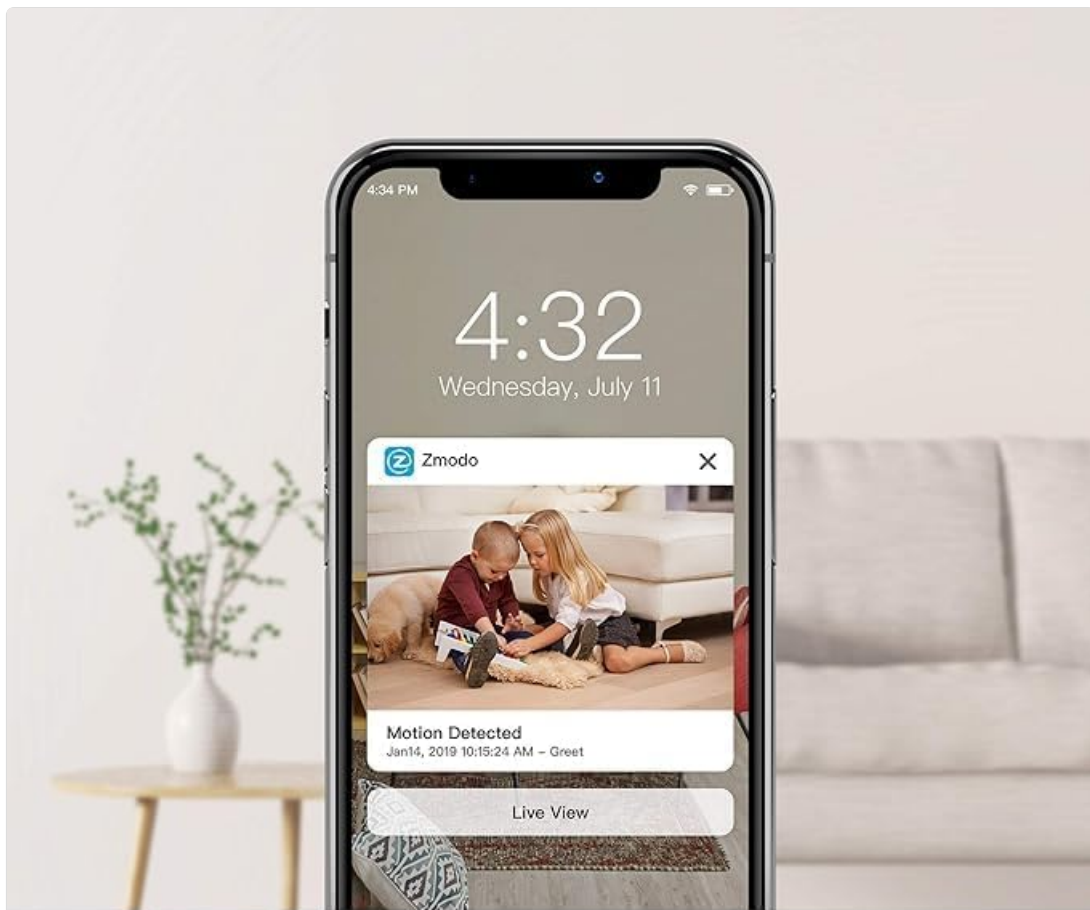


Image: Examples of flexible camera placement, including indoor on a shelf, outdoor under an eave, and indoor monitoring a child.

4. OPERATING INSTRUCTIONS

Once your cameras are set up, you can utilize their features through the Smartz Eaze app:

- **Live View:** Open the Smartz Eaze app to view live 1080P HD video streams from your cameras. You can view up to four cameras simultaneously. The cameras offer a 130-degree wide-angle view.



Receive Motion Alerts Wherever You Are

Image: A wide-angle view of a living room, demonstrating the 1080P HD and 130-degree viewing capability of the camera.

- **Night Vision:** Both cameras feature night vision. The Wireless Outdoor/Indoor Battery Cam offers color night vision, allowing you to see clear, full-color images even in low-light conditions.

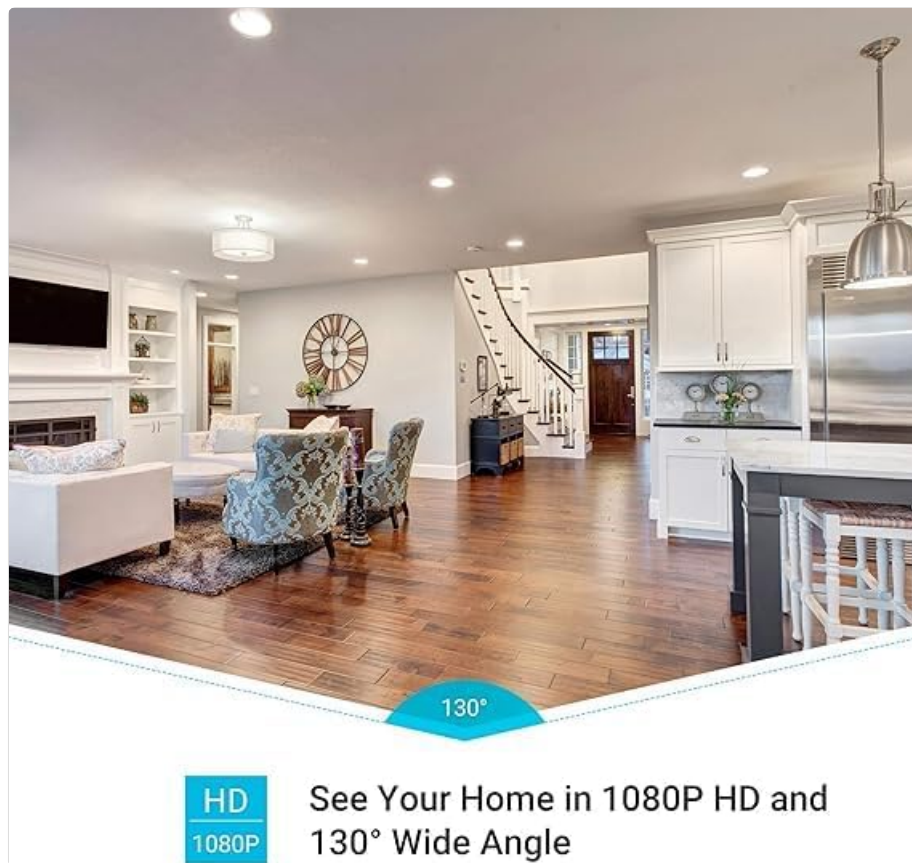
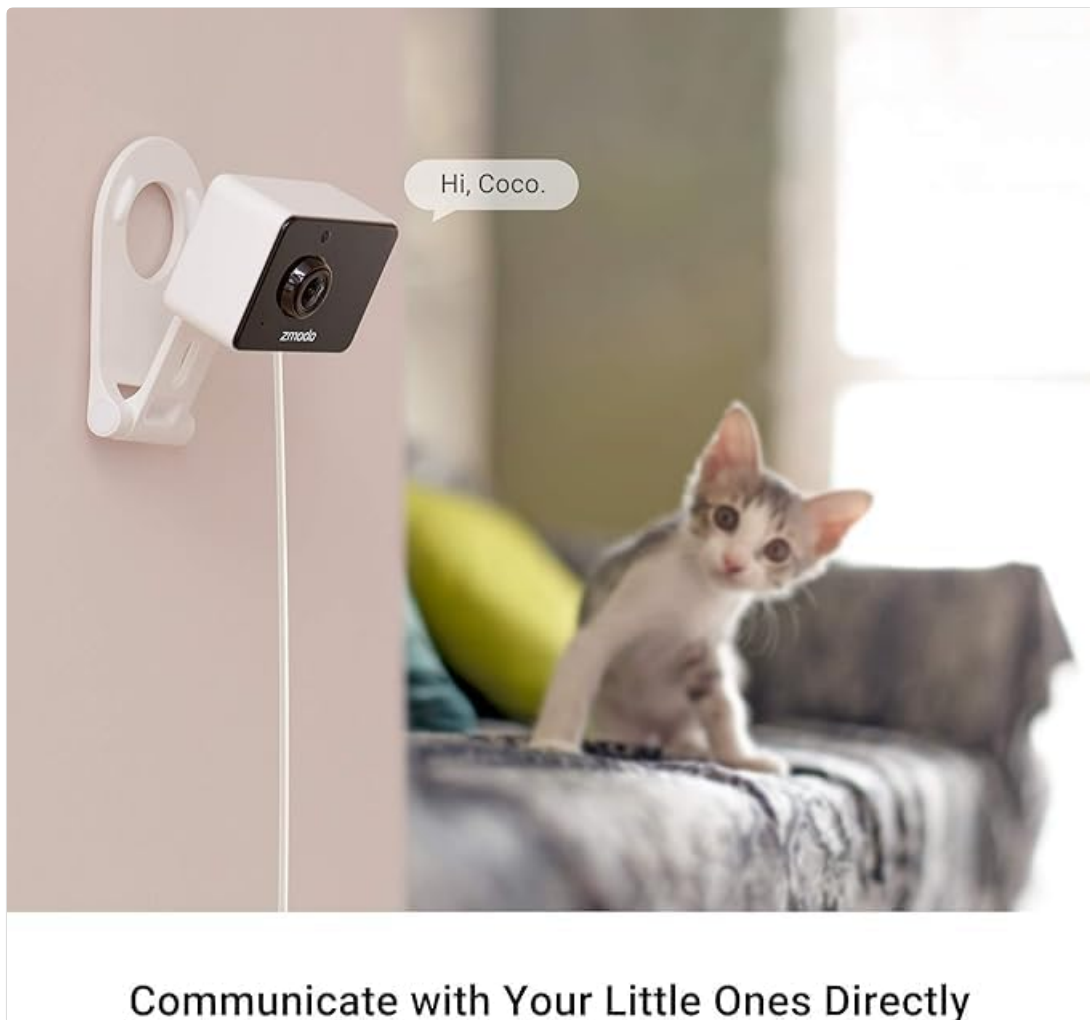


Image: An outdoor scene at night, illuminated by the camera's color night vision, showing clear details in the dark.

- **Motion Detection & Alerts:** Receive instant push notifications with image previews on your smartphone when motion is detected. Through a cloud plan, AI-powered alerts can identify specific objects like people, pets, vehicles, and packages.



Communicate with Your Little Ones Directly

Image: A smartphone screen displaying a Zmodo app notification for "Motion Detected" with a preview image of children and a dog.

- **Two-Way Audio:** Use the built-in microphone and speaker to communicate with family members, visitors, or even pets directly through the camera from your app.



Image: An Indoor Mini Pro camera mounted on a wall, with a cat in the foreground and a speech bubble saying "Hi, Coco." illustrating two-way audio.

Communicate with Two-way Audio



Image: A Wireless Outdoor/Indoor Battery Cam on a table, with a dog looking at it and a speech bubble saying "Hi Donut!" demonstrating two-way audio.

- **Storage Options:** Your cameras support flexible storage options, including cloud storage (subscription required) and local storage via a microSD card (up to 128GB, not included).

Local and Cloud Storage Available



Cloud Storage



SD Card Storage



Image: A Wireless Outdoor/Indoor Battery Cam with icons for "Cloud Storage" and "SD Card Storage" indicating available recording options.

- **Voice Control with Alexa:** Both camera models are compatible with Amazon Alexa. You can control your cameras hands-free by pairing them with Alexa-enabled devices. For example, say "Alexa, show me the backyard" to view the camera feed on a compatible display.

Hands-free Voice Control

"Alexa, show me the backyard."



Image: An Alexa smart display showing a live camera feed of a backyard, with a speech bubble indicating the voice command "Alexa, show me the backyard."

5. MAINTENANCE

To ensure the longevity and optimal performance of your Zmodo cameras:

- **Cleaning:** Gently wipe the camera lens and body with a soft, dry cloth. Avoid using harsh chemicals or abrasive materials that could scratch the lens or damage the casing.
- **Battery Management (Battery Cam):** Monitor the battery level of your Wireless Outdoor/Indoor Battery Cameras via the Smartz Eaze app. Recharge the cameras promptly when the battery is low to avoid interruptions in surveillance.
- **Firmware Updates:** Regularly check the Smartz Eaze app for available firmware updates. Keeping your camera's firmware updated ensures you have the latest features, security patches, and performance improvements.
- **Environmental Conditions:** While the Outdoor/Indoor Battery Cam is weatherproof (IP65), avoid submerging it in water or exposing it to extreme temperatures outside its operating range.

6. TROUBLESHOOTING

If you encounter issues with your Zmodo cameras, refer to the following common solutions:

- **Camera Offline:**
 - Check your Wi-Fi connection and ensure the router is working correctly.
 - Ensure the camera is within range of your Wi-Fi router.
 - For Indoor Mini Pro, verify the power adapter is securely connected.
 - For Battery Cam, check battery level and recharge if necessary.
 - Restart the camera by unplugging it (Indoor Mini Pro) or holding the power button (Battery Cam) and then reconnecting.
- **Poor Video Quality:**
 - Ensure your Wi-Fi signal strength is adequate at the camera's location.
 - Clean the camera lens with a soft cloth.
 - Check your internet speed. A stable and fast internet connection is crucial for HD streaming.
- **Motion Alerts Not Received:**
 - Verify that motion detection is enabled in the Smartz Eaze app settings for the specific camera.
 - Check your phone's notification settings to ensure the Smartz Eaze app is allowed to send notifications.
 - Adjust motion detection sensitivity in the app.
- **Two-Way Audio Issues:**
 - Ensure your phone's microphone is enabled for the Smartz Eaze app.
 - Check the volume settings on your phone and within the app.
 - Ensure there are no obstructions blocking the camera's microphone or speaker.
- **Cannot Connect to Alexa:**
 - Ensure your Zmodo account is correctly linked in the Alexa app.
 - Discover devices in the Alexa app after linking the skill.
 - Ensure both your Alexa device and Zmodo cameras are on the same Wi-Fi network.

For further assistance, please refer to the support section on the Zmodo website or contact customer service.

7. SPECIFICATIONS

Feature	Specification
Model Name	ZG013C-2
Indoor/Outdoor Usage	Outdoor, Indoor
Power Source	Battery Powered (Outdoor/Indoor), Power Adapter (Indoor Mini Pro)

Feature	Specification
Connectivity Technology	Wireless (Wi-Fi, Bluetooth)
Video Capture Resolution	1080p
Viewing Angle	130 Degrees
Special Features	Local Recording, 2-Way Audio, Night Vision (Color for Outdoor/Indoor), Weather Proof (Outdoor/Indoor), Motion Sensor
Compatible Devices	Smartphone, Alexa
Dimensions (L x W x H)	3.12 x 2.67 x 3.46 inches (approximate)
Manufacturer	Zmodo
Country of Origin	China

8. WARRANTY AND SUPPORT

Zmodo products are designed for reliability and performance. For information regarding product warranty, technical support, or frequently asked questions, please visit the official Zmodo website or contact their customer service department.

Zmodo Official Store: [Visit the Zmodo Store on Amazon](#)

Please retain your proof of purchase for warranty claims.