

Manuals+

[Q & A](#) | [Deep Search](#) | [Upload](#)

[manuals.plus](#) /

› [Samsung](#) /

› [Samsung 55-inch 4K Ultra HD QLED Smart TV QA55Q8FAAULXL User Manual](#)

Samsung QA55Q8FAAULXL

Samsung 55-inch 4K Ultra HD QLED Smart TV QA55Q8FAAULXL User Manual

Model: QA55Q8FAAULXL

INTRODUCTION

This manual provides essential instructions for setting up, operating, and maintaining your Samsung 55-inch 4K Ultra HD QLED Smart TV, model QA55Q8FAAULXL. Please read this manual thoroughly to ensure safe and optimal use of your television.



Image: Front view of the Samsung 55-inch QLED Smart TV with its stand, displaying an energy efficiency label.

PACKAGE CONTENTS

Verify that all items are included in your product packaging:

- 1 TV Unit
- Samsung SolarCell Remote
- Power Cable
- Side Stand

What's In the Box



1 TV Unit



Samsung SolarCell Remote



Power Cable



Side Stand

Image: Illustration of the items included in the TV package: one TV unit, a Samsung SolarCell Remote, a power cable, and a side stand.


SETUP

1. Physical Installation

Your TV can be installed on a table using the provided side stand or mounted on a wall (wall mount sold separately). Ensure the TV is placed on a stable, level surface or securely mounted according to the wall mount instructions. The TV

features an AirSlim design for a sleek profile.

- **Dimensions (WxHxD with stand):** 123.21 x 76.81 x 23.86 cm (48.51 x 30.24 x 9.39 inches)
- **Weight (with stand):** 14.3 kg



**Weight including
Stand - 14.3 kg**

**Weight without
Stand - 13.9 kg**

Image: Detailed dimensions and weight information for the TV, including measurements for width, height, and depth.



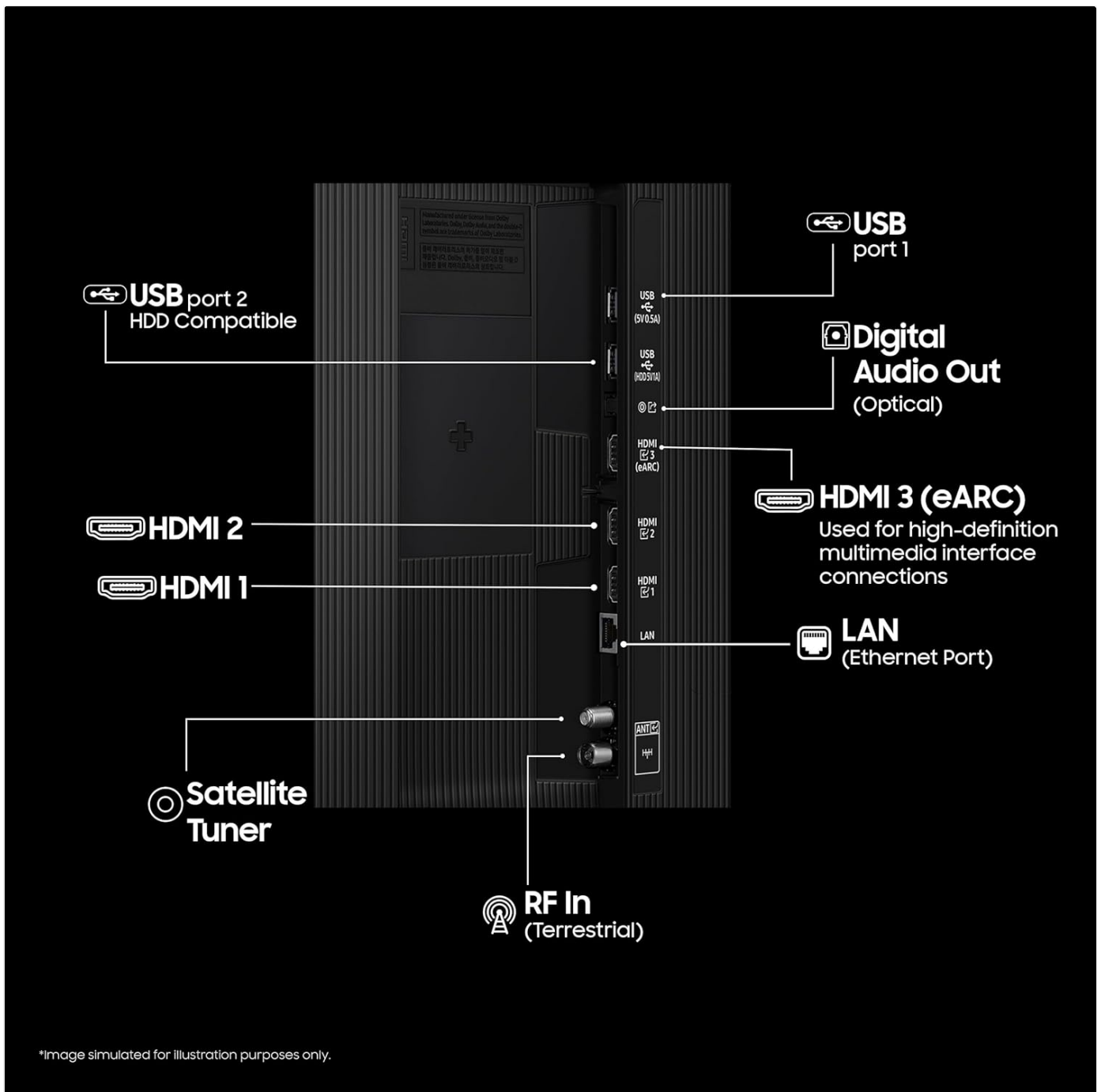
AirSlim

Sleeker and slimmer than ever

Image: Side profile of the TV, showcasing its thin AirSlim design.

2. Connecting Devices

Connect your external devices to the appropriate ports on the back of your TV. Refer to the diagram below for port locations.



*Image simulated for illustration purposes only.

Image: Rear panel of the TV illustrating the location of USB, HDMI, Digital Audio Out, LAN, Satellite Tuner, and RF In ports.

- **HDMI Ports:** 3 (including HDMI eARC for enhanced audio return channel)
- **USB Ports:** 2 (USB-A, one HDD compatible)
- **Network:** Ethernet (LAN) port, Wi-Fi
- **Audio Output:** Digital Audio Out (Optical)
- **Antenna/Cable:** RF In (Terrestrial), Satellite Tuner
- **Wireless:** Bluetooth

3. Power Connection

Connect the power cable to the TV and then to a wall outlet. The TV will automatically power on or enter standby mode.

OPERATING INSTRUCTIONS

Your Samsung QLED Smart TV offers a range of advanced features for an enhanced viewing experience.



Samsung Vision AI 

Samsung
Vision AI



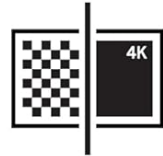
NQ4 AI Gen2
Processor



Dual LED



100% Color Volume
with Quantum Dot



4K
Upscaling



Quantum
HDR+



PANTONE
Validated



Endless Free
Content



AirSlim
Design



Object Tracking
Sound Lite

Image: Overview of key features including Samsung Vision AI, Q4 AI Gen2 Processor, Dual LED, 100% Color Volume with Quantum Dot, 4K Upscaling, Quantum HDR+, Pantone Validated, Endless Free Content, AirSlim Design, and Object Tracking Sound Lite.

1. Remote Control

The Samsung SolarCell Remote provides convenient control over your TV. It can be charged using ambient indoor light or sunlight, eliminating the need for disposable batteries.

Embrace Sustainable Power



Image: The Samsung SolarCell Remote, highlighting the voice assistant button for Alexa and Bixby, and quick access hotkeys for streaming services. It also shows the solar panel for charging.

- **Voice Assistance:** Built-in Alexa & Bixby, works with Alexa/Google Assistant.
- **Hotkeys:** Dedicated buttons for quick access to popular streaming services.
- **Charging:** Charges via solar cell using indoor light or sunlight.

2. Smart TV Features (Tizen OS)

Your Samsung QLED Smart TV runs on the Tizen operating system, offering a wide range of smart functionalities and content.



*T&C apply. List of content providers subject to change.

Image: The Smart Hub interface of the Samsung TV, displaying a selection of available applications like Prime Video, Netflix, and YouTube.



One UI Tizen


Personalize your screen experience

Image: The TV screen showing the 'Stream free TV' interface, featuring the Samsung TV Plus logo and various channel options.

- **Content:** Samsung TV Plus (access to 100+ free TV channels), Apple AirPlay, Google Cast, Web Browser.
- **Connectivity:** SmartThings Hub, Matter Hub, IoT Sensor Support.
- **Mirroring:** Mobile-to-TV Mirroring, TV initiate mirroring, Sound Mirroring, Tap View.
- **Productivity:** Multi View, Workspace for Remote Access, Multi Control.
- **Personalization:** Generative Wallpaper, Daily+.

3. Display and Picture Settings

The QLED display technology provides vibrant colors and sharp details, enhanced by the Q4 AI Gen1 Processor.



100% Color Volume with Quantum Dot

A billion shades of color

Image: Visual representation of 100% Color Volume with Quantum Dot, indicating a wide spectrum of colors and VDE certification.



Q4 AI Processor

Feel the full power of AI in 4K

Image: A detailed view of a microchip labeled 'Q4 AI Processor', representing the TV's processing power.

- **Resolution:** 4K Ultra HD (3840 x 2160)
- **Processor:** Q4 AI Gen1 Processor for enhanced picture quality.
- **Color:** 100% Color Volume with Quantum Dot, Color Booster Pro.
- **HDR:** Quantum HDR+, HDR 10+, HLG (Hybrid Log Gamma), HDR Brightness Optimizer.
- **Contrast:** Dual LED, Supreme UHD Dimming, Contrast Enhancer.
- **Motion:** Motion Xcelerator, Film Mode.
- **Modes:** Filmmaker Mode, EyeComfort Mode.

4. Audio Settings

Experience immersive sound with the TV's integrated audio system.

- **Output:** Powerful 20 W Sound Output.
- **Enhancements:** Object Tracking Sound, Q-Symphony (for synchronized TV and soundbar audio), Adaptive

Sound+.

- **Connectivity:** Bluetooth Audio.

5. Gaming Features

The TV includes features designed to optimize your gaming experience.

- **Low Latency:** Auto Game Mode (ALLM).
- **Smooth Motion:** Game Motion Plus.
- **Audio:** Surround Sound.
- **Display:** Super Ultra Wide Game View, Game bar, Mini Map Zoom, HGiG, AI Auto Game Mode.

MAINTENANCE

1. Cleaning the TV

To clean the screen and cabinet, use a soft, lint-free cloth. Do not use abrasive cleaners, waxes, or solvents. Always unplug the TV before cleaning.

2. Software Updates

Your Smart TV may receive software updates periodically to improve performance and add new features. It is recommended to enable automatic updates or check for updates manually through the TV's settings menu.

TROUBLESHOOTING

If you encounter issues with your TV, refer to the following common solutions before contacting support.

No Power

- Ensure the power cable is securely connected to both the TV and the wall outlet.
- Check if the wall outlet is functioning by plugging in another device.
- Press the power button on the remote control or on the TV itself.

No Picture or Distorted Picture

- Verify that the correct input source is selected (e.g., HDMI 1, AV).
- Check all cable connections between the TV and external devices.
- If using an antenna, check the antenna connection and try rescanning channels.
- Restart the TV by unplugging it from the power outlet for a few minutes, then plugging it back in.

No Sound or Low Sound

- Ensure the volume is not muted and is turned up.
- Check audio cable connections to external devices or sound systems.
- Verify the TV's audio output settings (e.g., internal speakers, optical out).

Remote Control Not Working

- Ensure there are no obstructions between the remote and the TV.
- Check if the SolarCell remote has sufficient charge. Expose it to light for charging.

- If the issue persists, try re-pairing the remote with the TV according to the on-screen instructions or the full user manual.

SPECIFICATIONS

Brand	Samsung
Model	QA55Q8FAAULXL
Model Name	Q8F
Screen Size	55 Inches (138 cm)
Display Technology	QLED, Mini LED
Resolution	4K Ultra HD (3840 x 2160 Pixels)
Refresh Rate	50Hz
Operating System	Tizen
Processor	Q4 AI Gen1 Processor
Memory Storage Capacity	8 GB
Connectivity	Bluetooth, Ethernet, HDMI (3), USB (2), Wi-Fi
Audio Output Power	20 Watts
Product Dimensions (with stand)	23.86 x 123.21 x 76.81 cm
Item Weight (with stand)	14.3 kg
Mounting Type	Table Mount and Wall Mount
Energy Consumption	181.77 kWh per year (based on 4 hours/day)

WARRANTY AND SUPPORT

Your Samsung TV comes with a manufacturer's warranty. To avail warranty services, please retain your purchase invoice.

- **Warranty Information:** Brand Warranty can be availed using your Amazon invoice.
- **Manufacturer:** Samsung India Electronics Pvt. Ltd.
- **Registered Office:** 6th Floor, DLF Centre, Sansad Marg, New Delhi-110001
- **Email Support:** support.india@samsung.com
- **Toll-Free Support:** 1800 40 7267864 (1800 40 SAMSUNG)

For further assistance or detailed information, please visit the official Samsung website or contact customer support.

