

WiMiUS G1

WiMiUS 4K Google TV Projector User Manual

Model: G1

Brand: WiMiUS

1. INTRODUCTION

The WiMiUS G1 4K Google TV Projector is an advanced home entertainment device designed to deliver an immersive viewing experience. Featuring integrated Google TV, powerful voice control, and smart AI adjustments, this projector offers seamless access to a vast array of streaming content and channels. Its high brightness, 4K support, and HDR10 technology ensure clear, vibrant, and detailed images, transforming any space into a cinematic environment.



Image 1.1: The WiMiUS G1 4K Google TV Projector, showcasing its sleek design and the Google TV interface with various streaming app logos.

2. WHAT'S IN THE BOX

Upon unboxing your WiMiUS G1 Projector, please ensure all the following components are present:

- WiMiUS Google TV G1 Projector with WiFi and Bluetooth
- Remote Control (2 AAA Batteries NOT Included)
- HDMI Cable
- Power Cable
- Quick Guide and FAQ
- Cleaning Kit

3. SETUP

Setting up your WiMiUS G1 Projector is designed to be quick and effortless, thanks to its AI-powered automatic adjustment features.

3.1 Initial Placement and Power On

Place the projector on a stable, flat surface or mount it according to your preference (ceiling, floor, table, tripod, or wall mounting are supported). Connect the power cable to the projector and a suitable power outlet. Press the power button to turn on the device.

3.2 AI Smart Adjustment

The projector features intelligent AI algorithms for automatic image correction, ensuring a perfect display in seconds.

- **Auto Focus:** The projector automatically adjusts the image clarity to ensure it is sharp and in focus.
- **Auto Keystone Correction:** It automatically corrects trapezoidal distortion, ensuring a rectangular image even if the projector is not perfectly aligned with the screen.
- **Auto Screen Fit:** The projector can automatically adapt the image to fit your screen size.
- **Obstacle Avoidance:** It efficiently identifies and avoids obstacles in the projection path, adjusting the image to bypass them.

20W Powerful Stereo Sound



Image 3.1: Visual representation of the projector's AI-powered auto setup features, including auto focus, auto keystone, auto screen fit, and obstacle avoidance.

4. OPERATING THE PROJECTOR

The WiMiUS G1 Projector offers a comprehensive range of features for an enhanced viewing and listening experience.

4.1 Google TV and Streaming

The G1 projector comes with official Google TV integrated, providing access to over 1,000 authorized apps and more than 800 channels. This includes popular streaming services such as Netflix, YouTube, Disney+, Prime Video, Plex, HBO Max, and Hulu, all accessible directly from the projector's interface without the need for external devices or web versions. The 16GB ROM ensures smooth and lag-free operation.



Image 4.1: The Google TV interface displayed on the projector, showing a wide selection of streaming applications like Netflix, Prime Video, YouTube, and Disney+.

4.2 Voice Control

Utilize the integrated Google intelligent voice assistant for hands-free control. You can search for apps, movies, shows, and games, or control playback (play, pause, fast forward) using simple voice commands. This feature enhances convenience, especially during movie nights or parties.



Image 4.2: Illustration of the voice control functionality, showing a remote control with a microphone icon and example voice commands.

4.3 Connectivity

The G1 projector offers versatile connectivity options:

- **WiFi 6:** Enjoy stable and fast wireless connections, up to 3 times faster than traditional WiFi, ideal for streaming and gaming.
- **Two-Way Bluetooth 5.2:** Connect external speakers or headphones for enhanced audio, or use the projector as a Bluetooth speaker for music.
- **HDMI (ARC+CEC):** Connect gaming consoles, laptops, and other devices. ARC allows audio transmission with a single click, and CEC enables control of connected HDMI devices with one remote.
- **USB & 3.5mm Audio:** Additional ports for connecting various peripherals like mobile phones, tablets, and external audio devices.
- **Google Home/Google Cast:** Control the projector via the Google Home app and wirelessly project content from Android devices using Google Cast.

Two-Way Bluetooth 5.2

Wireless audio in & out

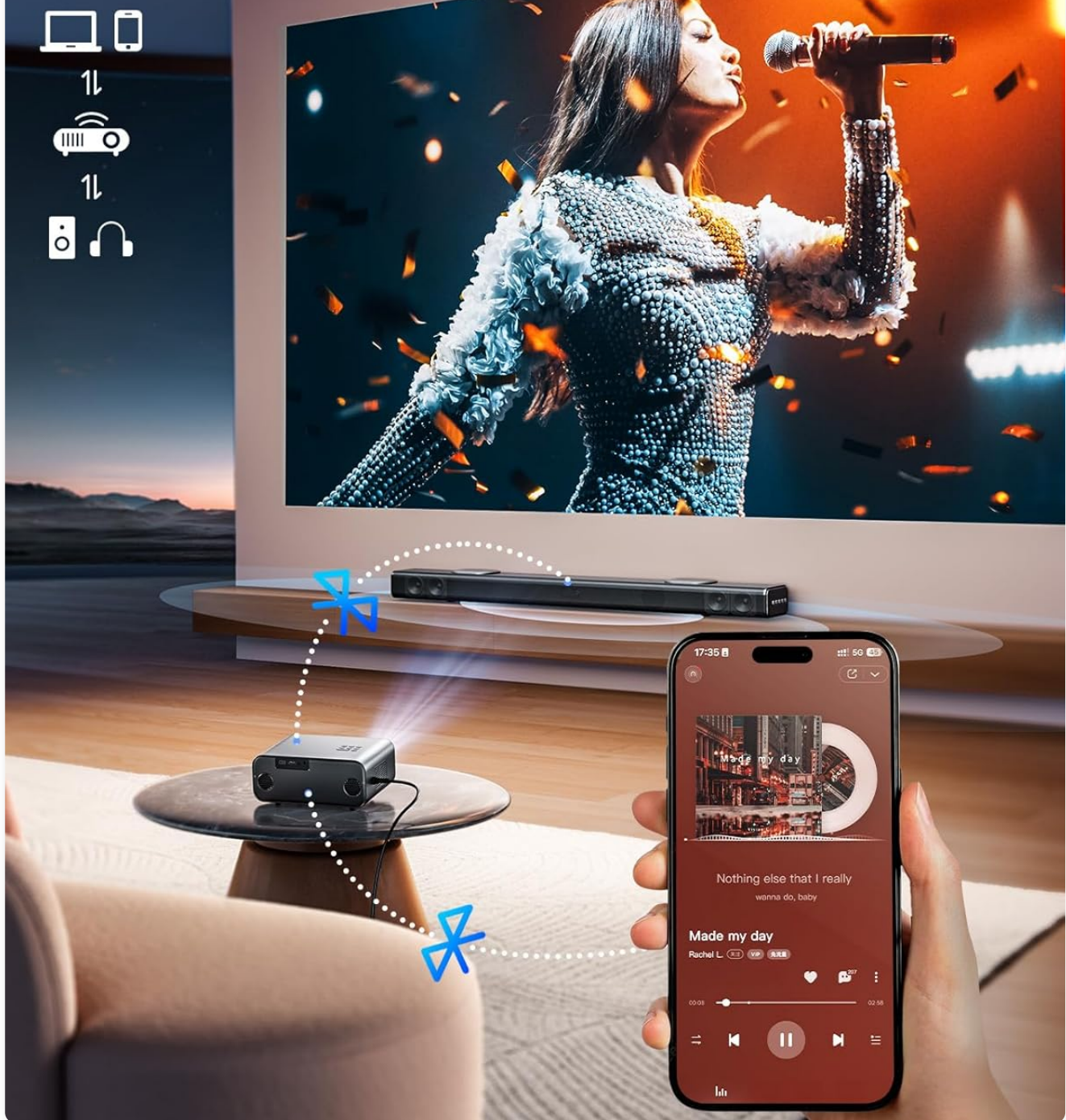


Image 4.3: Depiction of the two-way Bluetooth 5.2 functionality, showing the projector connecting to both a soundbar and a smartphone for audio input and output.

4.4 Picture Quality

Experience superior visual clarity:

- **1000 ANSI Lumens:** Provides bright and clear images, even in environments with some ambient light.
- **4K Resolution Support:** Delivers sharp and detailed visuals, enhancing your viewing experience.
- **HDR10 Technology:** Offers deeper contrast and more realistic colors, bringing scenes to life.

- **Precision Glass Lenses:** Ensures smooth, clear images with well-defined dark and light details.



Image 4.4: A visual comparison illustrating the enhanced contrast and color realism provided by HDR10 technology.

4.5 Audio

The projector is equipped with integrated Dolby Atmos 20W speakers, delivering powerful and immersive sound comparable to a cinema experience.

AI-Powered Auto Setup in Seconds

Auto Focus



Auto Keystone



Auto Screen Fit



Obstacle Avoidance



Image 4.5: Diagram illustrating the powerful 20W stereo sound system with Dolby Digital support, showing sound waves emanating from the projector.

4.6 User Profiles and Kids Mode

The projector supports the creation of multiple user accounts, each with its own watchlist and personalized content recommendations. A dedicated "Kids Mode" allows parents to select appropriate apps and set viewing times, ensuring a safe viewing environment for children.




Image 4.6: Illustration showing different family members using the projector in various settings, highlighting the multi-account and Kids Mode features.

5. MAINTENANCE

Proper maintenance ensures the longevity and optimal performance of your WiMiUS G1 Projector.

5.1 Cleaning the Projector

- **Lens Cleaning:** Use the provided cleaning cloth and cotton swabs from the cleaning kit to gently wipe the projector lens. Avoid using abrasive materials or harsh chemicals.
- **Exterior Cleaning:** Wipe the exterior of the projector with a soft, dry cloth. Do not use liquid cleaners directly on the device.
- **Ventilation:** Ensure the ventilation openings are clear of dust and obstructions to prevent overheating.

6. TROUBLESHOOTING

This section addresses common issues you might encounter and provides solutions.

6.1 Common Issues & Solutions

- **No Image Displayed:**
 - Ensure the power cable is securely connected and the projector is turned on.
 - Verify that the input source (HDMI, USB, etc.) is correctly selected on the projector.
 - Check the connected device (laptop, console) for proper output settings.
- **Blurry Image:**
 - Allow the auto-focus feature to complete its adjustment. If needed, gently move the projector slightly to trigger re-adjustment.
 - Ensure the projection surface is flat and free of obstructions.

- **No Sound:**
 - Check the volume level on both the projector and the connected device.
 - If using external speakers via Bluetooth or 3.5mm audio, ensure they are properly connected and powered on.
 - For HDMI connections, verify that the audio output settings on the source device are correct.
- **Remote Control Not Working:**
 - Ensure fresh AAA batteries are correctly inserted into the remote control.
 - Point the remote directly at the projector's IR receiver.

6.2 Frequently Asked Questions (FAQs)

- **What if my order exceeds the Amazon return period?**

For quality issues with the product, we provide services such as returns and exchanges. Please contact us using the official address provided in the manual, and we will assist you as soon as possible.
- **How can I quickly solve problems?**

Many common problems can be easily resolved. Please consult the user manual and contact us if further assistance is needed.
- **Why haven't I received a response after 24 hours?**

This could be due to time zone differences, holidays, or your message being classified as spam. Please try contacting us again.

7. SPECIFICATIONS

Detailed technical specifications for the WiMiUS G1 Projector:

| Feature | Specification |
|--------------------|---|
| Brand | WiMiUS |
| Model Name | Wimius Proiettore G1 |
| Product Dimensions | 25.7 x 19.3 x 10.7 cm |
| Item Weight | 2.49 Kilograms |
| Model Year | 2025 |
| Hardware Interface | 3.5mm Audio, HDMI, USB |
| Compatible Devices | Speaker, Game Console, Laptop, Smartphone, Tablet |

| Feature | Specification |
|-------------------------|---|
| Additional Features | Auto Screen Alignment, Auto Focus, Portable, Auto Obstacle Avoidance, Smart Google TV, Google Voice Assistant, Dolby Audio, HDR10+, 1000 ANSI Lumens, Bidirectional Bluetooth, WiFi 6, HDMI ARC/CEC |
| Screen Technology | LCD |
| Display Type | LED |
| Image Brightness | 1000 ANSI lm |
| Image Contrast Ratio | 36000:1 Pixel |
| Aspect Ratio | 16:9, 4:3 |
| Resolution | 3840 x 2160 Pixels (4K Supported) |
| Noise Level | 36 dB |
| Voltage | 220 Volt |
| Wattage | 120 watts |
| Refresh Rate | 60 Hz |
| Connectivity Technology | Bluetooth, Wi-Fi |
| Form Factor | Tabletop |
| Installation Type | Ceiling Mount, Floor Mount, Table Mount, Tripod Mount, Wall Mount |


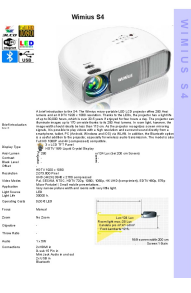

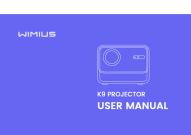
8. WARRANTY AND SUPPORT

WiMiUS is committed to providing excellent customer service and support for your projector.

- **Customer Service:** 24-hour customer service is available to assist with any issues.
- **Free Replacement:** Enjoy a 1-year free replacement policy for eligible product issues.
- **Repair Warranty:** A 3-year repair warranty covers potential defects.

- **Technical Support:** Lifetime technical support is provided for the product.
- **Contact Email:** For support inquiries, please contact support@wimius.com.

Related Documents

| | |
|---|--|
|  | <p>WIMIUS P63 Projector User Manual</p> <p>User manual for the WIMIUS P63 Projector, covering setup, operation, specifications, troubleshooting, and warranty information.</p> |
|  | <p>Wimius S4 Micro-Portable LED Projector: Full HD, WiFi, Bluetooth</p> <p>Discover the Wimius S4, a micro-portable LED LCD projector featuring Full HD 1080p resolution, 280 Ansi lumens, WiFi and Bluetooth connectivity, and a 30,000-hour LED lifespan. Ideal for presentations and home entertainment.</p> |
|  | <p>WiMiUS P62 Projector User Manual</p> <p>User manual for the WiMiUS P62 Projector, covering setup, operation, connectivity, and troubleshooting.</p> |
|  | <p>WIMIUS K9 Projector User Manual: Setup, Specifications, and Operation Guide</p> <p>Get the most out of your WIMIUS K9 Projector with this comprehensive user manual. Learn about installation, remote control, image settings, connectivity options, and troubleshooting for your home cinema experience.</p> |