

Manuals+

[Q & A](#) | [Deep Search](#) | [Upload](#)

Manuals.plus /

› [YLYHHFY](#) /

› YLYHHFY AI Translation Earbuds User Manual

YLYHHFY AIS19 (YYK-S19)

YLYHHFY AI Translation Earbuds User Manual

Model: AIS19 (YYK-S19)

INTRODUCTION

The YLYHHFY AI Translation Earbuds (Model AIS19, YYK-S19) are designed to provide real-time language translation capabilities alongside standard headphone functions. These earbuds offer a versatile 3-in-1 functionality, combining translation, music playback, and phone call management. Featuring Bluetooth 5.3 technology, they ensure stable connectivity and efficient performance. The unique clip-on design prioritizes comfort and stability for extended wear.



Image: YLYHHFY AI Translation Earbuds and their charging case, displaying battery levels.

WHAT'S IN THE BOX

- YLYHHFY AI Translation Earbuds (AIS19)
- Charging Case
- Charging Cable
- User Manual

SETUP

1. Charging the Earbuds and Case

Before first use, fully charge the earbuds and the charging case. Connect the provided charging cable to the charging case and a compatible USB power source. The digital display on the charging case indicates the battery level for both the case and individual earbuds (L for left, R for right).

New energy battery

Long-lasting endurance

Built-in large-capacity dual batteries, twice the battery life of headphones on the market, truly achieving 50 hours of strong endurance.



Image: The charging case with a digital display showing battery percentage and individual earbud charge status.

2. Bluetooth Pairing

1. Ensure the earbuds are charged and placed in the charging case.
2. Open the charging case. The earbuds will automatically enter pairing mode.
3. On your device (smartphone, tablet, etc.), enable Bluetooth.
4. Search for "AIS19" or "YYK-S19" in the list of available Bluetooth devices and select it to connect.
5. Once paired, the earbuds will automatically connect to the last-paired device when taken out of the charging case.

Bluetooth V5.3

More energy-efficient

Equipped with upgraded V5.3 chip, improving transmission efficiency while reducing loss, achieving better connection stability and audio fluency.



Image: Diagram illustrating the Bluetooth 5.3 chip, highlighting its energy efficiency and stable connection.

3. Installing the Translation Application

To utilize the AI translation function, you must download and install the dedicated application. Refer to the QR code provided in the physical user manual included in the box for the correct application download link. The application is compatible with both iOS and Android devices.

Important Note: Some users have reported difficulties with the translation application's registration process, specifically requiring a Chinese phone number for verification. This may limit the translation functionality for users outside of China. The earbuds will still function as regular Bluetooth headphones for music and calls.

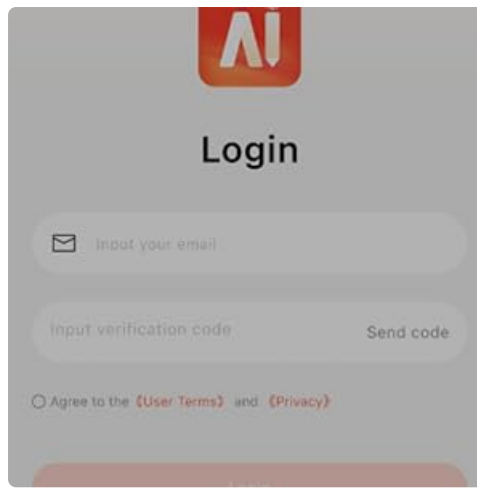


Image: A screenshot of the translation application's login interface, showing fields for email and verification code.

OPERATING INSTRUCTIONS

Wearing the Earbuds

The earbuds feature a clip-on design for comfortable and secure wear. Gently clip them onto your ear, adjusting the angle and curvature for a snug fit. The lightweight design (approximately 3.5 grams per earbud) ensures comfort even during prolonged use.

High elasticity material adjustable stretching

Using high elasticity and skin-friendly material, adjustable and stretchable to fit all ear shapes, only about 5g for single ear, lightweight and comfortable.



Image: An earbud demonstrating its high elasticity and adjustable stretching for a comfortable fit.

Touch Controls

The earbuds are equipped with smart touch controls for managing music playback, calls, and translation functions. Specific touch gestures will be detailed within the translation application and the full user manual.




Image: An earbud highlighting its smart touch control area with a fingerprint icon.

Translation Modes

The AI translation function supports over 144 languages and offers multiple translation modes via the dedicated application:

- **Silent Mode:** Displays the translation result as text only, without audio output.
- **Earphone Mode:** You listen to the translated audio through your earbuds.
- **Speaker Mode:** The translated audio is played through your connected phone's speaker.
- **Two Earphone Mode:** Each participant wears one earbud, allowing for real-time spoken translation between two individuals.

Ai Translation Clip On Earbuds

144+ Language+ Multi Translation Modes

A new open experience. You don't need to take off your headphones to be aware of the surrounding sound and you can easily converse with friends while wearing them.

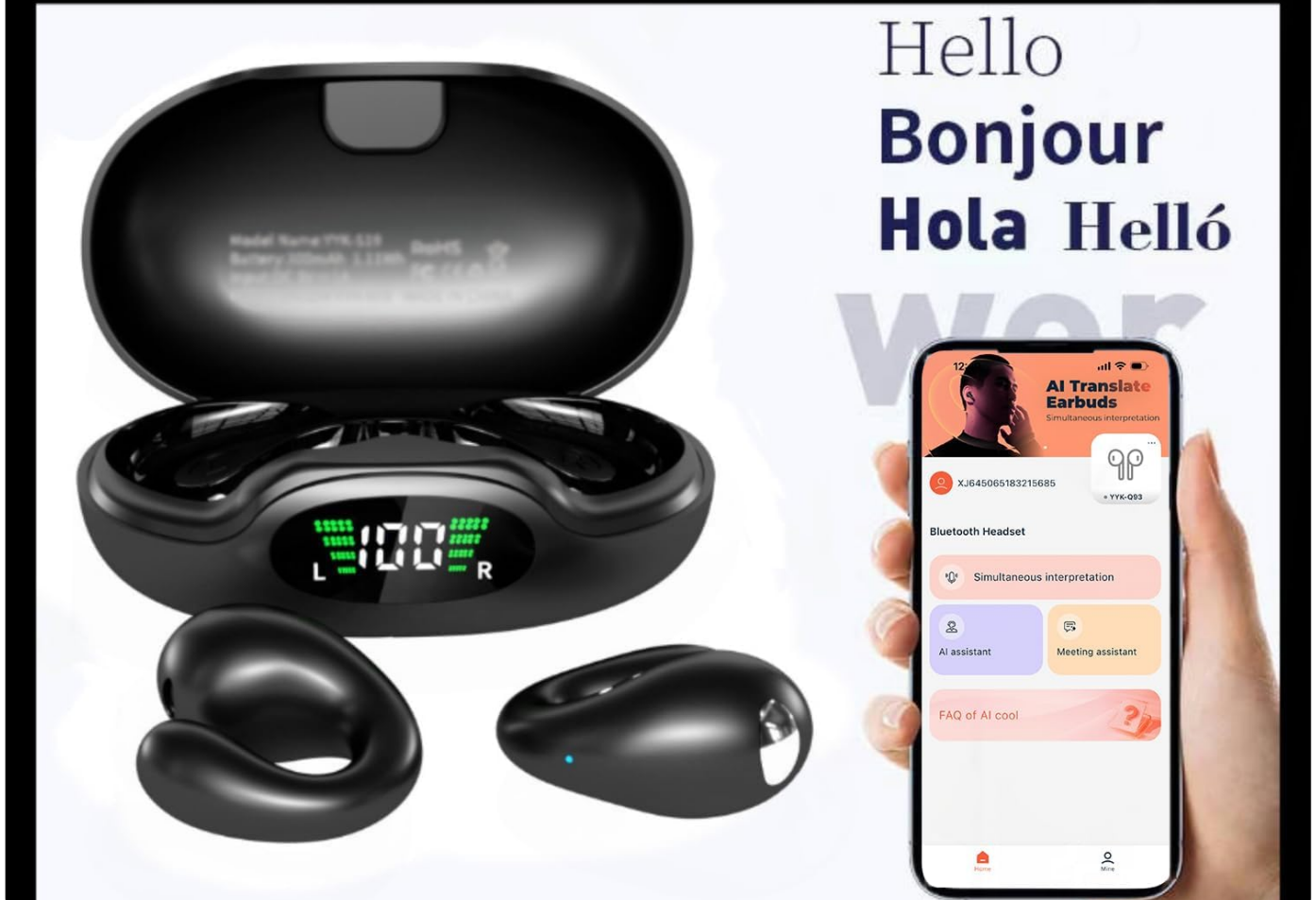


Image: The AI Translation Earbuds with a visual representation of multi-language translation capabilities and various modes.

Music Playback and Phone Calls

These earbuds function as standard Bluetooth headphones, providing Hi-Fi stereo sound with a wide soundstage and powerful bass. They are equipped with call noise reduction for clearer conversations. Use the touch controls to manage playback (play, pause, skip tracks) and answer/end calls.



Panoramic 3D sound effect Clear and high-quality audio.

14mm titanium composite film dynamic coil, balanced full-range listening experience, surging bass and transparent treble, delicate human voice.

Image: An exploded view diagram of the earbud's internal audio components, illustrating its 3D sound capabilities.

MAINTENANCE

- **Cleaning:** Regularly wipe the earbuds and charging case with a soft, dry cloth. Avoid using abrasive materials or harsh chemicals.
- **Storage:** When not in use, store the earbuds in their charging case to protect them and ensure they remain charged.
- **Water Resistance:** The earbuds are rated as waterproof. However, avoid prolonged submersion in water and exposure to extreme conditions.
- **Battery Care:** To prolong battery life, avoid fully discharging the earbuds frequently. Charge them regularly.

TROUBLESHOOTING

Problem	Possible Cause	Solution
Earbuds not pairing/connecting.	Low battery; Bluetooth off on device; earbuds not in pairing mode; interference.	Ensure earbuds are charged. Turn Bluetooth off and on again on your device. Place earbuds in case, close, then open to re-enter pairing mode. Move closer to your device.
No sound or poor sound quality.	Volume too low; improper fit; earbud obstruction; connection issue.	Adjust volume on your device. Ensure earbuds are worn correctly. Clean any debris from the earbud speakers. Re-pair the earbuds.
Translation function not working.	App not installed; app not connected to earbuds; app registration issue.	Ensure the dedicated translation app is installed and updated. Verify the earbuds are connected to the app. Note: Some users have reported that the app's registration process may require a Chinese phone number, which can prevent full access to translation features for international users.
Charging case display not working.	Case battery depleted.	Connect the charging case to a power source using the provided cable.

SPECIFICATIONS

Feature	Detail
Model Name	YYK-S19 (AIS19)
Brand	YLYHHFY
Connectivity Technology	Wireless (Bluetooth)
Bluetooth Version	5.3
Ear Placement	On Ear (Clip-on)
Earpiece Shape	Open-ear
Control Method	Touch
Battery Life (Earbuds)	4-5 Hours
Battery Life (with Charging Case)	30-32 Hours extra
Standby Time	Up to 80 hours
Frequency Range	20 Hz - 20,000 Hz
Noise Control	Active Noise Cancellation (for calls)
Water Resistance Level	Waterproof
Product Dimensions	1.97 x 1.77 x 0.79 inches

Feature	Detail
Item Weight	2.89 ounces
Manufacturer	HFY-Direct
UPC	768825698542

WARRANTY AND SUPPORT

The YLYHHFY AI Translation Earbuds come with a 6-month free trial for the AI translation function upon activation. For inquiries regarding product functionality, troubleshooting, or to extend your free AI translation period after the initial 6 months, please contact the manufacturer, HFY-Direct, or your point of purchase. Refer to the contact information provided in the packaging or on the official product website.

For general support, please visit the YLYHHFY brand page or contact their customer service.