

Thomson 32HA4M44

Thomson Go TV 32-inch Portable Android TV (Model 32HA4M44)

User Manual

1. INTRODUCTION

This manual provides essential information for the setup, operation, and maintenance of your Thomson Go TV 32-inch Portable Android TV, Model 32HA4M44. Designed for flexible viewing, this HD Ready television features Android TV for access to numerous streaming services, Google Assistant for voice control, and a built-in battery for up to 4 hours of portable use. Its adjustable stand and integrated wheels enhance mobility, allowing you to enjoy entertainment anywhere in your home.





Figure 1: Front view of the Thomson Go TV 32-inch Portable Android TV on its stand.

2. PACKAGE CONTENTS

Ensure all the following items are included in your product packaging:

- Thomson Go TV 32-inch Unit
- Power Adapter
- Power Cable
- Remote Control
- User Manual (this document)

- Warranty Card

3. PHYSICAL SETUP

3.1. Dimensions and Placement

Before setting up, consider the dimensions of your TV for optimal placement.



Figure 2: Diagram illustrating the dimensions of the Thomson Go TV, including its height, width, and depth.

3.2. Adjusting the TV View

The Thomson Go TV offers adjustable tilt, height, and rotation features for a comfortable viewing experience.

- **Tilt:** Adjust the screen vertically to reduce glare or optimize viewing angle.
- **Height:** Raise or lower the screen to eye level.
- **Rotation:** Swivel the screen horizontally to share content with others in the room.

THOMSON

Enjoy up to 4 hours of battery life
without needing a recharge.

5000 mAh

up to 4 hours life



Figure 3: The TV stand allows for various adjustments to achieve an optimal viewing angle.

3.3. Mobility

The integrated wheels at the base of the stand allow for easy movement of the TV between rooms or locations.

Android TV




Figure 4: The TV can be easily moved around your home thanks to its wheeled base.

4. CONNECTIONS

The Thomson Go TV provides various ports for connecting external devices:

- **HDMI:** Connect high-definition devices such as Blu-ray players, gaming consoles, or set-top boxes.
- **USB:** Connect USB storage devices for media playback.
- **LAN (Ethernet):** For a wired internet connection.
- **AV IN:** For connecting older analog devices.
- **Antenna:** For connecting to a terrestrial antenna for live TV broadcasts.




Figure 5: Rear panel showing available connection ports.

5. INITIAL POWER-ON AND SETUP

To power on your Thomson Go TV, connect the power adapter to the TV and a power outlet. Press the power button on the TV or the remote control. Follow the on-screen instructions for initial setup, including language selection, network connection (Wi-Fi or Ethernet), and Google account login for Android TV features.

6. OPERATING YOUR THOMSON GO TV

6.1. Android TV Interface

Your Thomson Go TV runs on Android TV, providing a user-friendly interface for accessing a wide range of applications and content. The home screen displays your favorite apps, recommended content, and various categories for easy navigation.




Figure 6: The Android TV home screen with various streaming applications.

6.2. Voice Control with Google Assistant

The remote control features a dedicated button for Google Assistant, allowing you to control your TV and search for content using voice commands. Simply press the Google Assistant button and speak your command.

Dolby
AUDIO




Figure 7: The remote control with Google Assistant and direct access buttons.



Figure 8: Using voice commands with Google Assistant on the Thomson Go TV.

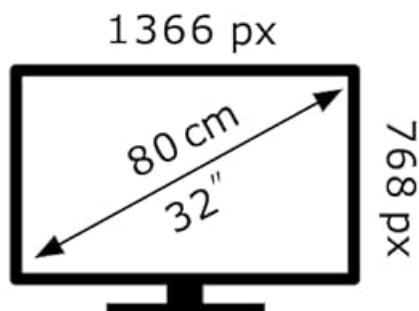
6.3. Streaming and Casting

Access popular streaming services like Netflix, Prime Video, YouTube, Disney+, and Spotify directly from the Android TV interface. Utilize Google Cast to stream movies, music, and videos from your smartphone, tablet, or laptop directly to your TV screen.





26 kWh/1000h



2019/2013

Figure 9: Content being cast from a mobile device to the Thomson Go TV using Google Cast.

6.4. Battery Operation

The integrated battery provides up to 4 hours of viewing time, allowing for flexible placement without immediate need for a power outlet.



Figure 10: The TV's built-in battery supports portable use for up to 4 hours.

6.5. Audio Features

Experience clear audio with Dolby Audio technology and 16W speakers.



Figure 11: Dolby Audio enhances the sound experience on the Thomson Go TV.

6.6. Hotspot Functionality

The TV supports hotspot functionality, allowing it to share its internet connection with other devices.

CALCUL DE L'INDICE DE DURABILITÉ ET PRÉSENTATION DES PARAMÈTRES AYANT PERMIS DE L'ÉTABLIR			Téléviseur	
FICHE D'INFORMATION À TRANSMETTRE AUX DEMANDEURS				
Date du calcul		2024.10.23		
Nom ou marque commerciale du fournisseur		Streamview GmbH		
Adresse du fournisseur		Franz-Josefs-Kai 1, 1010 Vienna, Austria		
Référence du modèle donnée par le fournisseur		32HA4M44		
Critère	Sous-critère	Note du sous-critère sur 10	Coefficient du sous critère	Calcul intermédiaire
CRITÈRE 1 : RESISTANCE AUX CONTRAINTES ET/OU À L'USURE	SOUS-CRITÈRE 1.1 : RESISTANCE AUX CONTRAINTES EXTERIEUR	10.0	0.05	3.1
	SOUS-CRITÈRE 1.2 : RESSISTANCE A L'USURE	5.8	0.45	
CRITÈRE 2 : MAINTENANCE (Y COMPRIS LOGICIELLE) & ENTRETIEN	SOUS-CRITÈRE 2.1 : MAINTENANCE (Y COMPRIS LOGICIELLE)	8.7	0.24	3.4
	SOUS-CRITÈRE 2.2 : ENTRETIEN	8.1	0.16	
CRITÈRE 3 : GARANTIE ET PROCESSUS QUALITE	SOUS-CRITÈRE 3.1 : GARANTIE COMMERCIALE DE DURABILITÉ	3.3	0.075	0.5
	SOUS-CRITÈRE 3.2 : MISE EN PLACE D'UN PROCESSUS DE QUALITE	10.0	0.025	
Note du bloc fiabilité sur 10			7.0	
CRITÈRE 4 : DOCUMENTATION	SOUS-CRITÈRE 4.1 : ENGAGEMENT SUR LA DUREE DE MISE A DISPOSITION SANS FRAIS DE LA DOCUMENTATION TECHNIQUE ET RELATIVE AUX CONSEILS D'UTILISATION ET D'ENTRETIEN	5.5	0.2	1.6
	SOUS-CRITÈRE 4.2 : ACCOMPAGNEMENT DU CONSOMMATEUR POUR LE DIAGNOSTIC ET LA RÉPARATION	10.0	0.05	
CRITÈRE 5 : DÉMONTABILITÉ, ACCÈS, OUTILS, FIXATIONS	SOUS-CRITÈRE 5.1 : FACILITÉ DE DÉMONTAGE DES PIÈCES DÉTACHÉES - PIÈCES PANNE/CASSE (LISTE 2)	7.5	0.13	2.1
	SOUS-CRITÈRE 5.2 : OUTILS NECESSAIRES AU DÉMONTAGE DES PIÈCES DÉTACHÉES - PIÈCES PANNE/CASSE (LISTE 2)	8.8	0.06	
	SOUS-CRITÈRE 5.3 : CARACTÉRISTIQUES DES FIXATIONS POUR L'ASSEMBLAGE DES PIÈCES DES LISTES 1 ET 2	10.0	0.06	
CRITÈRE 6 : DISPONIBILITÉ DES PIÈCES DÉTACHÉES	SOUS-CRITÈRE 6.1 : ENGAGEMENT SUR LA DUREE DE DISPONIBILITE DES PIECES DETACHEES - PIECES PANNE / CASSE (LISTE 2)	4.8	0.13	1.0
	SOUS-CRITÈRE 6.2 : ENGAGEMENT SUR LA DUREE DE DISPONIBILITE DES PIECES DETACHEES - PIECES FONCTIONNELLES (LISTE 1)	4.3	0.06	
	SOUS-CRITÈRE 6.3 : ENGAGEMENT SUR LES DELAIS DE LIVRAISON DES PIECES DETACHEES - PIECES PANNE / CASSE (LISTE 2)	2.1	0.03	
	SOUS-CRITÈRE 6.4 : ENGAGEMENT SUR LES DELAIS DE LIVRAISON DES PIÈCES DÉTACHÉES - PIÈCES FONCTIONNELLES (LISTE 1)	2.7	0.03	
CRITÈRE 7: PRIX	SOUS-CRITÈRE 7.1 : PRIX	10.0	0.25	2.5
Note du bloc réparabilité sur 10			7.2	
Note de l'indice sur 10			7.1	

Figure 12: The TV's hotspot feature in use, sharing its internet connection.

7. MAINTENANCE AND CARE

To ensure the longevity and optimal performance of your Thomson Go TV, follow these general maintenance guidelines:

- **Cleaning:** Use a soft, dry cloth to clean the screen and exterior surfaces. For stubborn marks, slightly dampen the cloth with water or a mild, non-abrasive screen cleaner. Avoid harsh chemicals.
- **Ventilation:** Ensure the TV's ventilation openings are not blocked to prevent overheating.
- **Storage:** When not in use for extended periods, store the TV in a cool, dry place away from direct sunlight and extreme temperatures.
- **Battery Care:** For optimal battery life, avoid fully discharging the battery frequently. Charge it regularly, even if not in constant use.

8. TROUBLESHOOTING

If you encounter issues with your Thomson Go TV, try the following basic troubleshooting steps:

- **No Power:** Check if the power cable is securely connected to both the TV and the power outlet. Ensure the outlet is functional.
- **No Picture/Sound:** Verify that the correct input source is selected. Check all cable connections (HDMI, AV, Antenna).

- **Remote Control Not Working:** Replace the batteries in the remote control. Ensure there are no obstructions between the remote and the TV's IR sensor.
- **Network Connection Issues:** Restart your Wi-Fi router. Reconnect the TV to the Wi-Fi network or try a wired Ethernet connection.
- **App Not Responding:** Try closing and reopening the application. If the issue persists, restart the TV.

For more complex issues, refer to the online support resources or contact customer service.

9. TECHNICAL SPECIFICATIONS







Feature	Specification
Brand	Thomson
Model Number	32HA4M44
Screen Size	32 inches (81 Centimeters)
Display Technology	LCD
Resolution	720p (1366x768)
Refresh Rate	60 Hz
Operating System	Android TV
Special Features	Chromecast, Browser, Voice Control (Google Assistant), Hotspot Function
Connectivity	HDMI, USB (1 port), Wi-Fi, Ethernet
Audio Technology	Dolby Audio
Battery Type	Lithium-ion (included)
Battery Life	Up to 4 hours
Energy Efficiency Rating	E
Product Dimensions	6P x 73W x 43H centimeters
Manufacturer	StreamView GmbH
Country of Origin	China

For detailed energy information, please visit the EPREL database:<https://eprel.ec.europa.eu/qr/2062485>

10. WARRANTY AND SUPPORT

The Thomson Go TV 32HA4M44 comes with a manufacturer's warranty of 3 years. For warranty claims, technical support, or service inquiries, please refer to the contact information provided on your warranty card or visit the official Thomson support website.

Related Documents - 32HA4M44

	<p>Thomson Go TV Installation Instructions</p> <p>Step-by-step installation guide for the Thomson Go TV, including packaging contents, remote control pairing, and connection ports. Features multilingual terms and conditions.</p>
	<p>Thomson Go TV 32" HD Product Information and Specifications</p> <p>This document provides essential product information, safety warnings, and technical specifications for the Thomson Go TV 32" HD. It covers battery handling, WEEE directive compliance, EU declaration of conformity, app performance, data protection, and support resources.</p>
	<p>Manual de Usuario Thomson Fire TV: Modelos 24HF2S35, 32HF2S34, 40FF2S34, 43FF2S34</p> <p>Guía completa de usuario para televisores Thomson con Fire TV. Incluye instrucciones de instalación, configuración, funcionamiento, solución de problemas y especificaciones técnicas para los modelos 24HF2S35, 32HF2S34, 40FF2S34 y 43FF2S34.</p>
	<p>Thomson Go TV User Manual</p> <p>Comprehensive user manual for the Thomson Go TV, covering installation, setup, features, and troubleshooting.</p>
	<p>Thomson 32HS2244 16/9 LCD TV: Specifications and Features</p> <p>Detailed specifications for the Thomson 32HS2244 LCD TV, including screen size, resolution, picture and sound technology, connectivity options, and user convenience features. Learn about its HD capabilities and multimedia ports.</p>
	<p>Thomson Streaming Stick 140 4K UHD User Manual</p> <p>Comprehensive user manual for the Thomson Streaming Stick 140 4K UHD, covering setup, features like Google TV and Hey Google, app installation, connectivity, and technical specifications.</p>

