

## Herdio HE-BT01-US1

# Herdio Marine Bluetooth Receiver (Model HE-BT01-US1) Instruction Manual

## INTRODUCTION

---

The Herdio Marine Bluetooth Receiver (Model HE-BT01-US1) provides superior wireless audio connectivity for various applications, including automotive, marine, powersport, and more. Featuring Bluetooth 5.3 technology, it ensures high sound quality, faster speeds, and an operating range of up to 10 meters (33 feet). Its robust IP67 waterproof design guarantees durability and reliability in challenging environments. This receiver includes 2-channel RCA output and a remote trigger output for seamless integration with your amplifier and audio setup.

# BLUETOOTH 5.3 RECEIVER



The Herdio Marine Bluetooth Receiver (Model HE-BT01-US1) connected via RCA cables, ready for audio output.

## WHAT'S IN THE BOX

---

- 1 x Bluetooth Receiver
- 1 x 3M Adhesive Backing
- 2 x Screws
- 1 x Instruction Manual



Fully Waterproof



RCA Audio Output



Connecting Wires



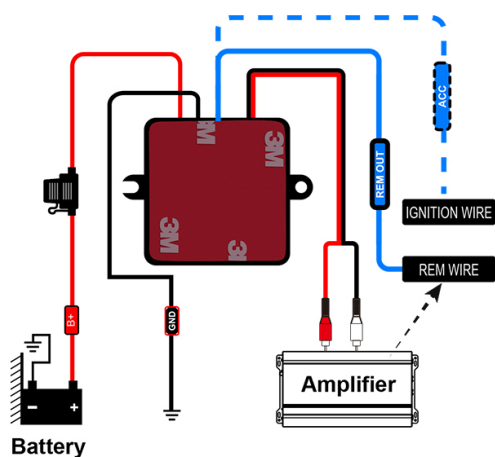
Adhesive Backing Tape

## UNIVERSAL LEVEL BLUETOOTH RECEIVER FOR CAR

An overview of the components included with the Herdio Bluetooth Receiver, such as the main unit, connecting wires, and 3M adhesive for mounting.

### SETUP

#### Wiring Diagram



#### Product Connections

##### Notes:

Ensure all connections comply with local electrical safety standards. Verify polarity to avoid reverse connection damage.

A comprehensive wiring diagram illustrating the connections for the Herdio Marine Bluetooth Receiver, including power, ground, remote, and RCA outputs to an amplifier and battery.

## Connection Instructions

### 1. Vehicle Connection:

- Connect the power switch control line to the **blue wire**.
- Connect the power positive to the **red wire**.
- Connect the power negative to the **black wire**.

### 2. Amplifier Connection:

- Connect the **red and blue wires** to the positive terminal.
- Connect the **black wire** to the negative terminal.


### 3. RCA Section:

- If direct connection is not possible, use an AUX adapter cable.
- The 2-channel RCA output connects to any powered speakers with a standard +12V~24V DC power.

**Important Notes:** Ensure all connections comply with local electrical safety standards. Verify polarity to avoid reverse connection damage. The product does not have an amplifier function; it acts solely as a Bluetooth receiver. If connecting to an amplifier with Bluetooth function, ensure the amplifier is switched to AUX mode and use an AUX adapter cable if necessary.

# PRODUCT PARAMETER


Compatible with the most Head Unit  
and Amplifier Combinations



The Herdio Bluetooth Receiver displayed with its physical dimensions (4.4cm/1.73 inches width, 4.2cm/1.65 inches length, 2.2cm/0.87 inches height) to assist with installation planning.

## RCA OUTPUT

Simply connect the RCA output connectors between source unit and amplifiers



A detailed view of the Herdio Bluetooth Receiver's RCA output, illustrating how to connect it to an amplifier or powered speakers.

## OPERATING INSTRUCTIONS

### Bluetooth Pairing

1. Ensure the Herdio Marine Bluetooth Receiver is properly installed and powered on.
2. On your mobile device (smartphone, tablet, etc.), navigate to the Bluetooth settings.
3. Search for available Bluetooth devices. The receiver should appear as 'Herdio BT01' or a similar identifier.
4. Select the receiver to pair. Once paired, your device will confirm the connection.
5. You can now stream audio wirelessly from your device to the connected amplifier/speakers.

### Audio Streaming

Once paired, simply play your desired audio content from your mobile device. The audio will be transmitted wirelessly to the Herdio receiver and output through your connected sound system. Adjust volume directly from your mobile device or through your amplifier's controls.

An official video demonstrating the features and benefits of the Herdio Marine Bluetooth Receiver, including its IP67 waterproof design and Bluetooth 5.3 connectivity.

## MAINTENANCE

The Herdio Marine Bluetooth Receiver is designed with an IP67 waterproof rating, making it resistant to water and dust ingress. To ensure longevity and optimal performance:

- Regularly inspect all connections for corrosion or damage, especially in marine environments.
- Clean the exterior with a soft, damp cloth. Avoid harsh chemicals or abrasive cleaners.
- Ensure all caps and covers (if any) are securely fastened to maintain the waterproof seal.
- Avoid exposing the device to extreme temperatures beyond its operating range.



The Herdio Bluetooth Receiver, designed with IP67 waterproofing, is shown with water droplets, highlighting its durability in marine and outdoor environments.

## TROUBLESHOOTING

Problem	Possible Cause	Solution
---------	----------------	----------

Problem	Possible Cause	Solution
No Power	Incorrect wiring; Blown fuse; Loose connection.	Check power, ground, and remote connections. Ensure fuse is intact. Verify all wires are securely connected.
No Bluetooth Connection	Receiver not in pairing mode; Device too far; Interference.	Ensure receiver is powered on. Bring device closer to the receiver. Re-attempt pairing. Check for other active Bluetooth devices causing interference.
Poor Sound Quality / No Sound	Incorrect amplifier mode; Loose RCA connections; Signal loss.	If using an amplifier with Bluetooth, switch it to AUX mode. Ensure RCA cables are securely connected. While bass-heavy music may experience slight signal loss, actual sound quality depends on the amplifier and speakers.
Remote Trigger Not Working	Incorrect remote wire connection.	Verify the blue remote wire is correctly connected to the amplifier's remote input.

## SPECIFICATIONS

Feature	Specification
Model Number	HE-BT01-US1
Bluetooth Version	5.3
Operating Range	10 meters (33 feet)
Waterproof Rating	IP67
Output Channels	2-channel RCA
Remote Trigger Output	Yes
Power Input	+12V~24V DC
Package Dimensions	4.69 x 3.43 x 1.06 inches
Item Weight	3.39 ounces (96 Grams)
Connectivity Technology	Bluetooth
Compatible Devices	Car Stereo System, Home Stereo System, Radio, Smartphone, Speaker
Audio Output Mode	Stereo

## WARRANTY & SUPPORT

For any questions or assistance with your Herdio Marine Bluetooth Receiver, please contact Herdio Customer Service. We are committed to helping you within 24 hours. Refer to your purchase documentation for specific warranty details.