

NBD NBD

NBD 4K Digital Camera User Manual - Model NBD

Comprehensive instruction manual for the NBD 4K Digital Camera, featuring 48MP photography, 18X digital zoom, autofocus, and anti-shake. Includes setup, operation, maintenance, and troubleshooting.

1. INTRODUCTION

This manual provides essential information for the safe and effective operation of your NBD 4K Digital Camera. Please read it thoroughly before use and retain it for future reference. The NBD 4K Digital Camera is designed for capturing high-resolution photos and videos with ease, featuring advanced functions for various shooting scenarios.

2. PACKAGE CONTENTS

Verify that all items listed below are included in your package:

- NBD 4K & 48MP Camera
- 2 x Lithium Ion Batteries
- Battery Charging Base
- 32GB SD Card
- USB Cable
- Camera Neck Rope

Life Photography

making every snapshot
a timeless memory.



Figure 2.1: Included accessories with the NBD 4K Digital Camera, featuring the camera, two batteries, charging base, 32GB SD card, USB cable, and neck strap.

3. CAMERA OVERVIEW

The NBD 4K Digital Camera is a compact and user-friendly device. It features a 180° flip screen for versatile shooting angles, a 4.7mm F/1.8 lens, and intuitive controls for easy operation.



Figure 3.1: Front view of the NBD 4K Digital Camera, showcasing its compact design and flip screen capability.

4. INITIAL SETUP

4.1 Inserting the Battery and SD Card

1. Locate the battery compartment cover on the bottom of the camera.
2. Slide the cover to open it.
3. Insert the Lithium Ion battery into the compartment, ensuring correct polarity.
4. Insert the 32GB SD card into the designated slot next to the battery. Ensure the metal contacts face the correct direction.
5. Close the battery compartment cover securely.

4.2 Charging the Battery

Before first use, fully charge the battery. The camera comes with a USB cable and a charging base.

1. Connect the USB cable to the charging base and a compatible USB power adapter (not supplied).
2. Insert the battery into the charging base.
3. The indicator light on the charging base will show the charging status.
4. Alternatively, you can charge the battery directly in the camera using the USB cable connected to a

power source.

5. OPERATING MODES

The NBD 4K Digital Camera offers various modes to suit different shooting needs. Use the physical mode dial on top of the camera to switch between functions quickly.

- **Photo Mode:** For capturing still images at 48MP resolution.
- **Video Mode:** For recording 4K videos.
- **Slow Motion:** Capture action in slow motion.
- **Time-Lapse:** Create stunning time-lapse videos.
- **Filters:** Apply artistic filters to your photos and videos.



Figure 5.1: The camera's mode dial allows for quick selection between photo, video, slow motion, time-lapse, and filter modes.

6. IMAGE AND VIDEO FEATURES

6.1 4K Video & 48MP Photography

The camera records stunning 4K videos and captures high-resolution 48MP photos, ensuring clear and detailed content.

48MP Ultra-HD

Smart Algorithm Upgrade
Digital Camera

CMOS 48mp

Ai
Algorithm
upgrade



Others

Upgrade

18MP ✕

48MP ✓

Figure 6.1: The camera's 48MP Ultra-HD capability for high-resolution photography.

6.2 18X Digital Zoom

Utilize the powerful 18X digital zoom to get closer to distant subjects without significant loss of detail.

Effortless Pro Mode Switching

Precision Dial, Instant Results. Perfect Shots, Anytime.



Figure 6.2: Visual representation of the 18X Digital Zoom feature, allowing for detailed close-ups.

6.3 Autofocus and Anti-Shake

The camera features autofocus for sharp images and anti-shake technology to minimize blur, especially useful for handheld shots and in challenging lighting conditions.

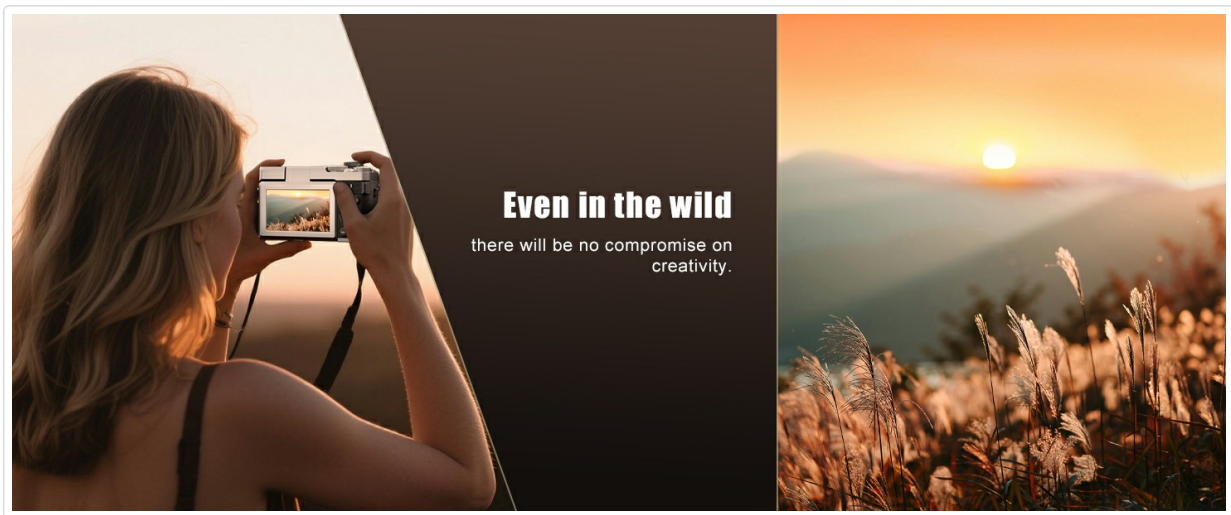


Figure 6.3: The anti-shake feature helps stabilize images, reducing blur in dynamic scenes.

7. CONNECTIVITY

The NBD 4K Digital Camera supports Wi-Fi connectivity for easy transfer of photos and videos to your smartphone or computer. It can also function as a webcam for live streaming or video calls.

8. MAINTENANCE

- Keep the camera lens clean using a soft, dry cloth.
- Store the camera in a cool, dry place away from direct sunlight and moisture.
- Ensure batteries are fully charged before extended storage.

9. TROUBLESHOOTING

- **Camera not turning on:** Ensure the battery is correctly inserted and fully charged.
- **Poor image quality:** Check lighting conditions, clean the lens, and ensure autofocus is engaged. Adjust settings like exposure and white balance if necessary.
- **Wi-Fi connection issues:** Refer to the user manual for detailed Wi-Fi setup instructions and ensure the camera's Wi-Fi mode is activated.

10. SPECIFICATIONS




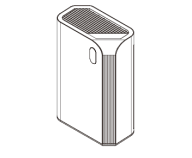
Feature	Value
Brand	NBD
Model Name	NBD
Effective Still Resolution	48 MP
Maximum Webcam Image Resolution	56 MP
Optical Zoom	18 x
Photo Sensor Technology	CMOS
Photo Sensor Size	1/3-inch



Form Factor	Compact
Screen Size	3 Inches
Autofocus	Yes
Anti-Shake	Yes
Memory Storage Capacity	32 GB (included)
Number of Batteries	2 Lithium Ion batteries (included)
Item Weight	0.52 Kilograms

11. WARRANTY AND SUPPORT

For warranty information or technical support, please refer to the contact details provided in your product packaging or visit the official NBD website. Keep your purchase receipt as proof of purchase.

Related Documents - NBD

<div>User Manual for S210</div> <div></div>	<div>NBD S210 Digital Camera User Manual</div> <div>Comprehensive user manual for the NBD S210 digital camera, covering setup, features, shooting modes, settings, and connectivity.</div>
<div>User Manual for D100 Video Camera</div> <div></div>	<div>D100 PRO 5K Ultra HD Video Camera User Manual</div> <div>Comprehensive user manual for the D100 PRO 5K Ultra HD Video Camera, covering setup, operation, troubleshooting, and maintenance. Learn how to charge the battery, insert memory cards, connect to devices, and utilize various camera features.</div>
<div>Quick Start Guide</div> <div></div>	<div>Huawei MateBook D14/D15 Quick Start Guide</div> <div>This document provides a quick start guide for the Huawei MateBook D14 and D15 laptops, covering powering on, charging, safety information, disposal and recycling, RF exposure, and regulatory compliance. It is available in multiple languages.</div>
<div>User Manual</div> <div></div>	<div>NBDair Air Purifier User Manual</div> <div>Comprehensive user manual for the NBDair NBD-AFU0 air purifier, covering essential safety instructions, setup procedures, operational guidance, filter replacement, maintenance, troubleshooting, technical specifications, packing details, and FCC compliance information.</div>

<div><div><div></div><div>NBD</div><div><div><div>■ QUICKSTART GUIDE</div><div>■ QUICKSTART KAPPEL</div><div>■ WISE EN ROUTE KAPPEL</div><div>■ KURZANLEITUNG</div></div></div></div></div>	<div>Tern NBD Electric Bike Quickstart Guide: Setup, Features, and Riding</div> <div>Get started with your Tern NBD urban e-bike. This quickstart guide covers setup, intended use, weight limits, riding instructions, lighting, locking, parking, and folding. Learn about assistance levels and key features.</div>
<div><div><div><div>EN</div><div>OPERATING MANUAL: E-BIKE/PEDELEC</div><div><div><div>Original instruction</div><div>Ne pas se fier à ce manuel d'instructions pour obtenir</div><div>des informations supplémentaires.</div></div></div><div><div><div>FR</div><div>MANUEL D'UTILISATION : VÉLO À ASSISTANCE ÉLECTRIQUE/PEDELEC</div><div><div><div>Read the instructions carefully before use.</div><div>Ne pas se fier à ce manuel d'instructions pour obtenir</div><div>des informations supplémentaires.</div></div></div><div><div><div>DE</div><div>ANWISUNGSLEITFADEN FÜR ELEKTROFAHRRÄDER / FAHRRÄDER MIT ELEKTROTRITTSTÜTZE</div><div><div><div>Read the instructions carefully before use.</div><div>Ne pas se fier à ce manuel d'instructions pour obtenir</div><div>des informations supplémentaires.</div></div></div><div><div><div>ES</div><div>MANUAL DE INSTRUCCIONES DE BICICLETA ELÉCTRICA / BICICLETA CON ASISTENCIA ELÉCTRICA</div><div><div><div>Read the instructions carefully before use.</div><div>Ne pas se fier à ce manuel d'instructions pour obtenir</div><div>des informations supplémentaires.</div></div></div><div><div><div>IT</div><div>OPERATING MANUAL: E-BIKE/PEDELEC</div><div><div><div>Read the instructions carefully before use.</div><div>Ne pas se fier à ce manuel d'instructions pour obtenir</div><div>des informations supplémentaires.</div></div></div><div><div><div>PT</div><div>MANUAL DE INSTRUÇÕES DE BICICLETA ELÉTRICA / BICICLETA COM ASSISTÊNCIA ELÉTRICA</div><div><div><div>Read the instructions carefully before use.</div><div>Ne pas se fier à ce manuel d'instructions pour obtenir</div><div>des informations supplémentaires.</div></div></div></div></div></div></div></div></div></div></div></div></div></div></div></div>	<div>Tern E-Bike/Pedelec Operating Manual: Safety, Operation, and Maintenance Guide</div> <div>Comprehensive operating manual for Tern E-bikes and Pedelecs, covering essential safety guidelines, proper operation, maintenance procedures, and technical specifications for an optimal riding experience.</div>