

manuals.plus /

- › [LEC](#) /
- › [LEC Natucli Life Gift LNC-150 Natural Cleaning Set Instruction Manual](#)

LEC LNC-150

LEC Natucli Life Gift LNC-150 Natural Cleaning Set Instruction Manual

Model: LNC-150

1. PRODUCT OVERVIEW

The LEC Natucli Life Gift LNC-150 is a comprehensive cleaning set designed for various household cleaning needs. This set utilizes natural-derived ingredients, reflecting a commitment to environmental care. It includes a citric acid spray, baking soda powder, baking soda melamine cleaners, and sesquicarbonate wet sheets.



Image 1.1: Overview of the LEC Natucli Life Gift LNC-150 cleaning set, showing the citric acid spray, baking soda, melamine cleaners, and wet sheets.

2. SAFETY INFORMATION

- **WARNING:** Do not mix cleaning products. Mixing certain chemicals can produce hazardous fumes.
- Keep out of reach of children and pets.
- Avoid direct contact with eyes and skin. In case of contact, rinse thoroughly with water.
- Use in a well-ventilated area.
- Store products in a cool, dry place, away from direct sunlight and extreme temperatures.

- Refer to individual product labels for specific safety instructions and first aid measures.

3. CONTENTS OF THE SET

The LEC Natucli Life Gift LNC-150 set includes the following items:

- **Citric Acid Spray:** 400 mL bottle
- **Baking Soda Powder:** 500 g bag
- **Baking Soda Melamine Cleaner:** 2 sheets
- **Sesquicarbonate Wet Sheets:** 20 sheets

4. USAGE INSTRUCTIONS

4.1. Citric Acid Spray (400 mL)

This spray is effective for removing water stains, soap scum, and general grime in wet areas.

- **Recommended Use:** Toilets, sinks, bathroom fixtures.
- **Directions:**
 1. Turn the nozzle to the "ON" position.
 2. Spray directly onto the soiled surface from a distance of approximately 15-20 cm.
 3. Allow to sit for a few minutes (e.g., 2-5 minutes) to penetrate the grime.
 4. Wipe clean with a cloth or sponge. For stubborn stains, scrub gently.
 5. Rinse the surface thoroughly with water if applicable.
 6. Turn the nozzle to the "OFF" position after use.
- **Caution:** Do not use on marble, natural stone, or unsealed grout. Test on an inconspicuous area first.

4.2. Baking Soda Powder (500 g)

Baking soda is a versatile cleaner known for its abrasive, deodorizing, and polishing properties.

- **Recommended Use:** Kitchen surfaces, sinks, stovetops, deodorizing refrigerators, removing tea stains, cleaning skin oil residue.
- **Directions for Cleaning/Polishing:**
 1. Sprinkle baking soda directly onto the soiled surface or onto a damp sponge.
 2. Gently scrub the surface.
 3. Rinse thoroughly with water and wipe dry.
- **Directions for Deodorizing:**
 1. Place an open container of baking soda in areas requiring deodorization (e.g., refrigerator, shoe cabinet).
 2. Replace every 1-3 months for optimal effectiveness.
- **Caution:** Avoid using on aluminum, unsealed wood, or delicate surfaces that may scratch.

4.3. Baking Soda Melamine Cleaner (2 sheets)

These cleaners combine the power of baking soda with melamine foam for effective removal of stubborn stains, including burnt-on residue and oil stains, using only water.

- **Recommended Use:** Ceramic tiles, glass, stainless steel, plastic surfaces. Effective on burnt-on food

and oil stains.

- **Directions:**

1. Dampen the melamine cleaner with water.
2. Gently rub the soiled surface. The melamine foam acts as a fine abrasive, while baking soda helps break down grime.
3. Wipe away residue with a clean, damp cloth.

- **Caution:** Melamine foam is abrasive. Do not use on glossy, painted, or delicate surfaces as it may cause scratching or dulling. Test on an inconspicuous area first.

4.4. Sesquicarbonate Wet Sheets (20 sheets)

These pre-moistened sheets contain sesquicarbonate soda and alkaline electrolyzed water for quick and easy cleaning of various surfaces.

- **Recommended Use:** General household surfaces, kitchen counters, tables, floors, light grease, and dirt.

- **Directions:**

1. Open the package and pull out one wet sheet.
2. Wipe the desired surface to remove dirt and grime.
3. Dispose of the used sheet in the trash. Do not flush.
4. Reseal the package to prevent the remaining sheets from drying out.

- **Caution:** Do not use on unsealed wood, leather, or electronic screens.

5. MAINTENANCE AND STORAGE

- Store all products in their original containers, tightly sealed, in a cool, dry place.
- Keep away from direct sunlight and heat sources.
- Ensure wet sheet packages are properly sealed after each use to maintain moisture.
- Dispose of empty containers and used sheets according to local waste disposal regulations.

6. TROUBLESHOOTING

If you encounter issues with the cleaning products, consider the following:

- **Product not cleaning effectively:**

- Ensure you are using the correct product for the specific type of stain or surface.
- Allow sufficient contact time for the product to work.
- For stubborn stains, repeat the application or use gentle scrubbing.

- **Skin irritation:**

- Wear gloves during use, especially if you have sensitive skin.
- Rinse skin thoroughly with water immediately. If irritation persists, seek medical advice.

- **Spray nozzle clogged:**

- Rinse the nozzle under warm water to clear any blockages.

7. SPECIFICATIONS




Feature	Detail
Model Number	LNC-150
Brand	LEC
Manufacturer	Tsuhan Park
Processing Location	Japan
Packaging Dimensions	180 x 219 x 105 mm
Total Weight	1180 g
ASIN	B0F6MMFG85




8. WARRANTY AND SUPPORT

For specific warranty information or product support, please refer to the packaging or contact the manufacturer directly. General inquiries can be directed to the retailer where the product was purchased.

Manufacturer Contact: [Tsuhan Park Store on Amazon.co.jp](#)

Related Documents - LNC-150

 <small>LEC Sporting Financial Regulations Rulebook</small>	<p>League of Legends EMEA Championship (LEC) Sporting Financial Regulations (SFR) Rulebook</p> <p>This document outlines the Sporting Financial Regulations (SFR) for the League of Legends EMEA Championship (LEC), detailing rules on spending thresholds, expenditure calculation, SFR fees, and reporting mechanisms to ensure the economic sustainability and competitive balance of the league.</p>
 USER GUIDE <small>L5017W/S/B</small>	<p>LEC L5017W/S/B Undercounter Fridge User Guide</p> <p>Comprehensive user guide for the LEC L5017W/S/B Undercounter Fridge, covering safety warnings, installation procedures, operation, cleaning, maintenance, and product specifications.</p>
 <small>CHEST FREEZER USER GUIDE LEC CF100LW MK2 LEC CF150LW MK2 LEC CF200LW MK2 LEC CF250LW MK2 LEC CF300LW MK2</small>	<p>Lec Chest Freezer User Guide - Models CF100LW MK2 to CF300LW MK2</p> <p>Comprehensive user guide for Lec chest freezers, covering installation, operation, maintenance, troubleshooting, and safety for models CF100LW MK2, CF150LW MK2, CF200LW MK2, CF250LW MK2, and CF300LW MK2.</p>

 <p>CHEST FREEZER USER GUIDE LEC CF100LW MK2 LEC CF150LW MK2 LEC CF200LW MK2 LEC CF250LW MK2 LEC CF300LW MK2</p>	<p>LEC Chest Freezer User Guide - Models CF100LW MK2, CF150LW MK2, CF200LW MK2, CF250LW MK2, CF300LW MK2</p> <p>Comprehensive user guide for LEC chest freezers, covering installation, operation, temperature control, freezing, defrosting, cleaning, maintenance, troubleshooting, and safety instructions for models CF100LW MK2 through CF300LW MK2.</p>
	<p>2021 Spring LEC Awards Results: Expert and Community All-Pro Voting</p> <p>Official results for the 2021 Spring LEC Expert Awards (MVP, Coaching Team, Rookie) and Community All-Pro voting, detailing player and team selections for the regular season.</p>
	<p>LESSO LEC-ABN Series Residential Hybrid Inverter 3-8kW Technical Specifications and Features</p> <p>Explore the LESSO LEC-ABN Series Residential Hybrid Inverter, offering 3-8kW power output. This document details its features, technical specifications, and benefits for solar storage, including high efficiency, IP66 protection, and versatile battery compatibility.</p>