

## Manuals+

[Q & A](#) | [Deep Search](#) | [Upload](#)

manuals.plus /

- › [Kimeag](#) /
- › [Kimeag S90 Smart Watch User Manual](#)

## Kimeag S90

# Kimeag S90 Smart Watch User Manual

Model: S90

## INTRODUCTION

---

This manual provides detailed instructions for the Kimeag S90 Smart Watch. Please read it carefully to ensure proper use and optimal performance of your device. The Kimeag S90 is designed to assist with fitness tracking, health monitoring, and smart communication.



Image: The Kimeag S90 Smart Watch in blue, showcasing its main display with various health and activity metrics. A smaller inset shows the watch handling a phone call.

Your Persona Smart Assistant

## Military Smart Watch



High Quality  
Material



IPX8  
Waterproof



1.39"  
HD Screen



200+  
Customizable  
Faces



Android and IOS Compatible





Image: An overview of the Kimeag S90 Smart Watch highlighting its key features including high-quality materials, IPX8 waterproofing, 1.39-inch HD screen, customizable watch faces, and compatibility with Android and iOS devices.

## 1. Charging the Device

Before first use, fully charge your Kimeag S90 Smart Watch. Connect the magnetic charging cable to the charging contacts on the back of the watch and plug the USB end into a standard USB power adapter (not included).

### How to connect the smart watch?

A: First of all, please be sure to connect our smart watch through the "Zmoofit" APP.

<p><b>Step 1</b></p>  <p>1. Turn on the "Bluetooth" function of your phone.</p>	<p><b>Step 2</b></p>  <p>2. Open the "Google Play" on the "APP Store".</p>	<p><b>Step 3</b></p>  <p>3. Search for "Zmoofit" APP and download it.</p>	<p><b>Step 4</b></p>  <p>4. Open the APP, click "Please connect device", click "Select device", find "S90" and bind it.</p>
--	---	---	--

B: Perform the following steps to enable the answer/call function.

<p><b>Step 1</b></p>  <p>1. After selecting "S90" to connect, on the mobile phone system popup pairing request, select pairing.</p>	<p><b>Step 2</b></p>  <p>2. Turn on the call Bluetooth switch on the watch (used when the watch cannot make calls and play media sound).</p>	<p><b>Step 3</b></p>  <p>3. In the phone settings, in the system bluetooth, turn on these permissions of the S90</p>	<p><b>Step 4</b></p>  <p>4. Once connected, you could use the watch to answer/make calls anytime.</p>
--	---	--	--

\*If you don't need to use the call function, you can turn off the answer/call function so that the battery can last longer.

Image: An illustration demonstrating the charging process of the Kimeag S90 Smart Watch, detailing its 430mAh battery capacity and expected usage times.

## 2. App Download and Connection

To utilize all features of your Kimeag S90 Smart Watch, you must connect it to your smartphone via the 'Zmoofit' application.

1. Turn on the Bluetooth function on your phone.
2. Open the Google Play Store (for Android) or Apple App Store (for iOS).
3. Search for "Zmoofit" and download the application. You can also scan the QR code provided in the image below or visit the official app website: [Zmoofit App](#).
4. Open the Zmoofit app, click "Please connect device," select "Device," find "S90," and bind it.

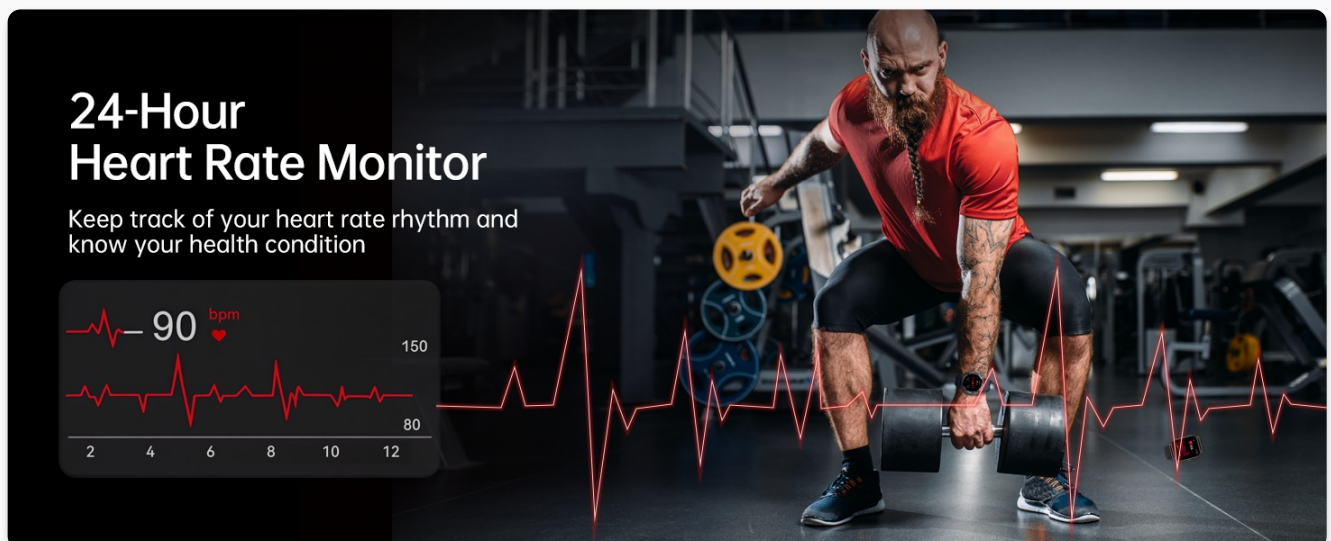


Image: A visual guide illustrating the four steps to connect the Kimeag S90 Smart Watch to a smartphone using the Zmoofit app, from enabling Bluetooth to binding the device.

### 3. Enabling Bluetooth Call Function

To use the call function, follow these additional steps:

1. After selecting "S90" to connect, on the mobile phone system, a popup pairing request will appear. Select "Pairing."
2. Turn on the call Bluetooth switch on the watch. This allows the watch to make calls and play media sound.
3. In your phone's Bluetooth settings, ensure permissions for the S90 are enabled.
4. Once connected, you can use the watch to answer/make calls anytime.

*Note: If you do not need to use the call function, you can turn off the answer/call function on the watch to extend battery life.*

## OPERATING INSTRUCTIONS

---

### Basic Navigation

The Kimeag S90 Smart Watch features a 1.39-inch HD touchscreen for navigation. Swipe left, right, up, or down to access different functions and menus. Use the physical buttons on the side for quick access to specific features or to return to the home screen.

# 1.39" HD Ultra-Large Display

High-definition screen, exceptional visuals



**360\*360**  
Resolution



**1.39**  
inch



**Clear View**



## Powerful Flashlight

Turn On/switch Light Mode With One Click



Outdoor activities at night



Power outage



Finding Things



High Light Mode

Image: The Kimeag S90 Smart Watch highlighting its 1.39-inch HD display and the powerful flashlight function, with examples of its use in various scenarios.

## Bluetooth Calling and Smart Notifications

Once connected to your phone, the watch allows you to make and answer calls directly from your wrist. It also displays notifications for SMS, social media apps (WhatsApp, Facebook, etc.), and other alerts.

# Bluetooth Call/Message Reminder

Bluetooth wireless call, you can make call/answer call on watch directly. Whether it is sports or driving. Built-in high-fidelity speaker and noise reduction microphone. Let you listen more clearly and brightly



Image: A visual representation of the Kimeag S90 Smart Watch's Bluetooth call and message reminder capabilities, including call handling, dial pad, and notification display.



Image: An illustration of the Bluetooth calling function on the Kimeag S90 Smart Watch, demonstrating how users can answer or make calls directly from their wrist.

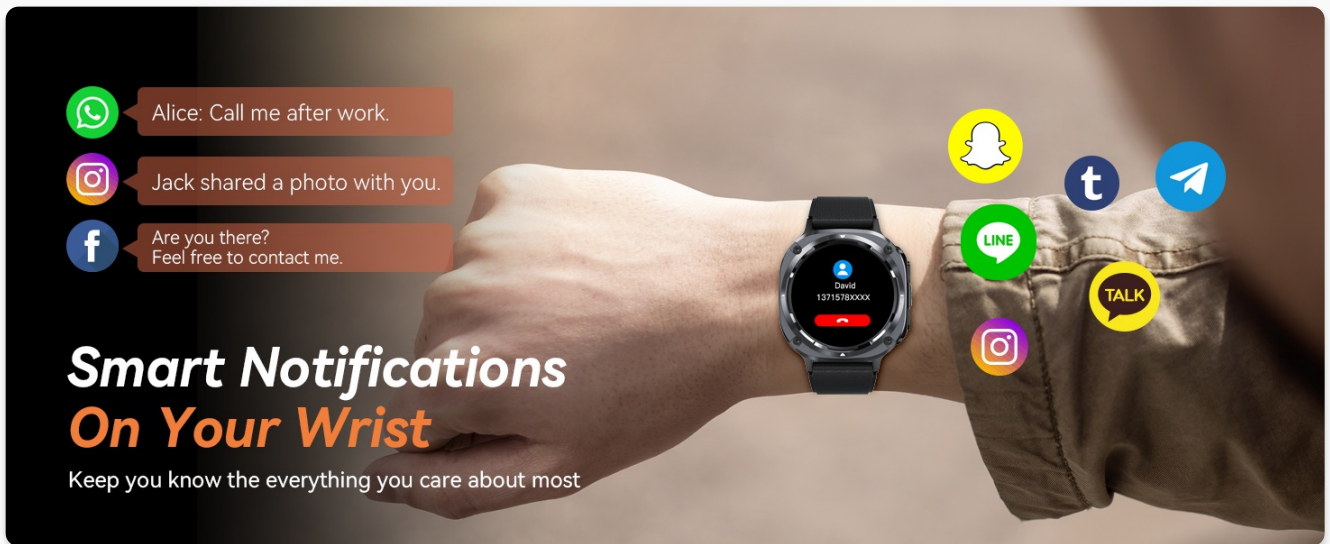


Image: The Kimeag S90 Smart Watch displaying smart notifications from various social media and messaging applications on the wrist.

## Health Monitoring

The watch is equipped with advanced sensors to monitor various health metrics:

- **Heart Rate:** Continuously monitors your heart rate throughout the day. You can enable all-day monitoring and set warning reminders in the app.
- **Blood Oxygen (SpO2):** Measures blood oxygen levels to help monitor respiratory health.
- **Sleep Tracking:** Analyzes your sleep patterns (deep sleep, light sleep, awake time) and provides a comprehensive sleep quality report.

# Sleep monitor & Silent Alarm



# Health Monitor



Image: A composite image illustrating the health monitoring capabilities of the Kimeag S90 Smart Watch, including heart rate, blood oxygen, and detailed sleep analysis.

# Sleep Quality Monitoring

Monitors and estimates your sleep status and offers a detailed sleep analysis with continuous recording of your sleep patterns

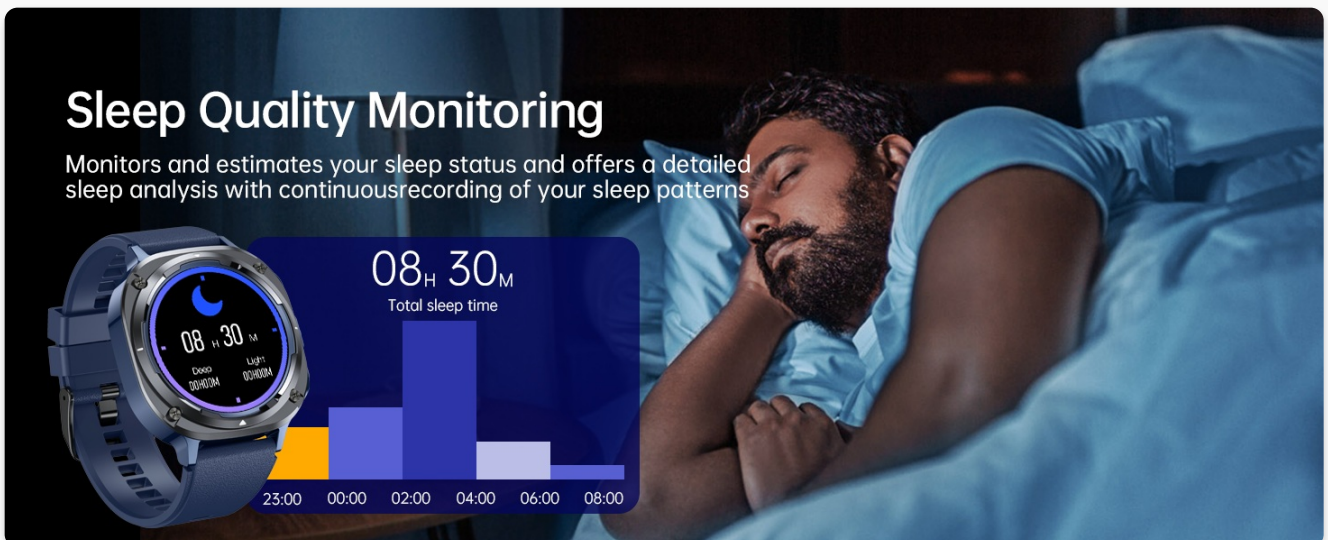


Image: A graphic demonstrating the 24-hour heart rate monitoring feature of the Kimeag S90 Smart Watch, displaying a continuous heart rate rhythm graph.

## Blood Oxygen Monitoring

Continuously measure Your BLOOD OXYGEN (SpO2) throughout the day to ensure your breathing and keep you safer

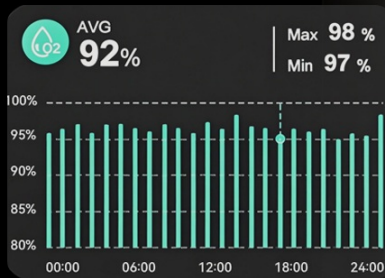


Image: An illustration detailing the sleep quality monitoring function of the Kimeag S90 Smart Watch, showing total sleep duration and a breakdown of deep, light, and awake sleep stages.

## 110+ Sport Modes

Record exercise and health to improve workout efficiency.



Image: A graphic illustrating the continuous blood oxygen (SpO2) monitoring feature of the Kimeag S90 Smart Watch, showing daily measurement trends.

## Fitness Tracking and Sports Modes

The Kimeag S90 offers over 110 sports modes to track various activities. It records real-time data such as heart rate, steps, calories burned, distance, and activity time.

# 112+ Sports Modes

Record your personal data





Image: A display of the Kimeag S90 Smart Watch's extensive sports modes, showing icons for various activities and how it tracks real-time data like calories, steps, distance, and heart rate during exercise.

# IPX8

## Waterproof

Easily and perfectly meet daily waterproofing needs.



Image: An illustration of the Kimeag S90 Smart Watch's 110+ sport modes in action, with a user cycling and the watch displaying various exercise and health metrics.

## Other Practical Functions

- **Music Control:** Control music playback (play, pause, skip tracks, adjust volume) on your phone directly from the watch.
- **Camera Control:** Use the watch as a remote shutter for your phone's camera.
- **Weather Forecast:** View current weather conditions and forecasts.
- **Stopwatch:** A built-in stopwatch for timing activities.
- **Flashlight:** Activate a powerful LED flashlight from the watch.
- **AI Voice Assistant:** Interact with your phone's voice assistant for tasks like setting alarms or checking the weather.
- **Alarms, Drink Reminders, Menstrual Cycle Tracking:** Additional features for daily convenience.

# Rich And Practical Functions

Make your dailyLife easier




Image: A collage showcasing various practical functions of the Kimeag S90 Smart Watch, including music control, camera remote, weather display, and stopwatch.



Image: An illustration of the music control feature on the Kimeag S90 Smart Watch, allowing users to manage their phone's music playback directly from their wrist.



Image: A depiction of the camera control function on the Kimeag S90 Smart Watch, demonstrating its use as a remote shutter for a smartphone camera.

## Further Convenience For Your Life


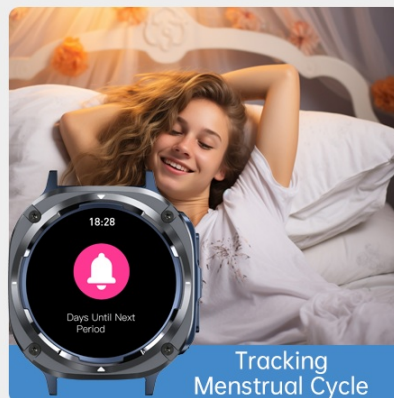

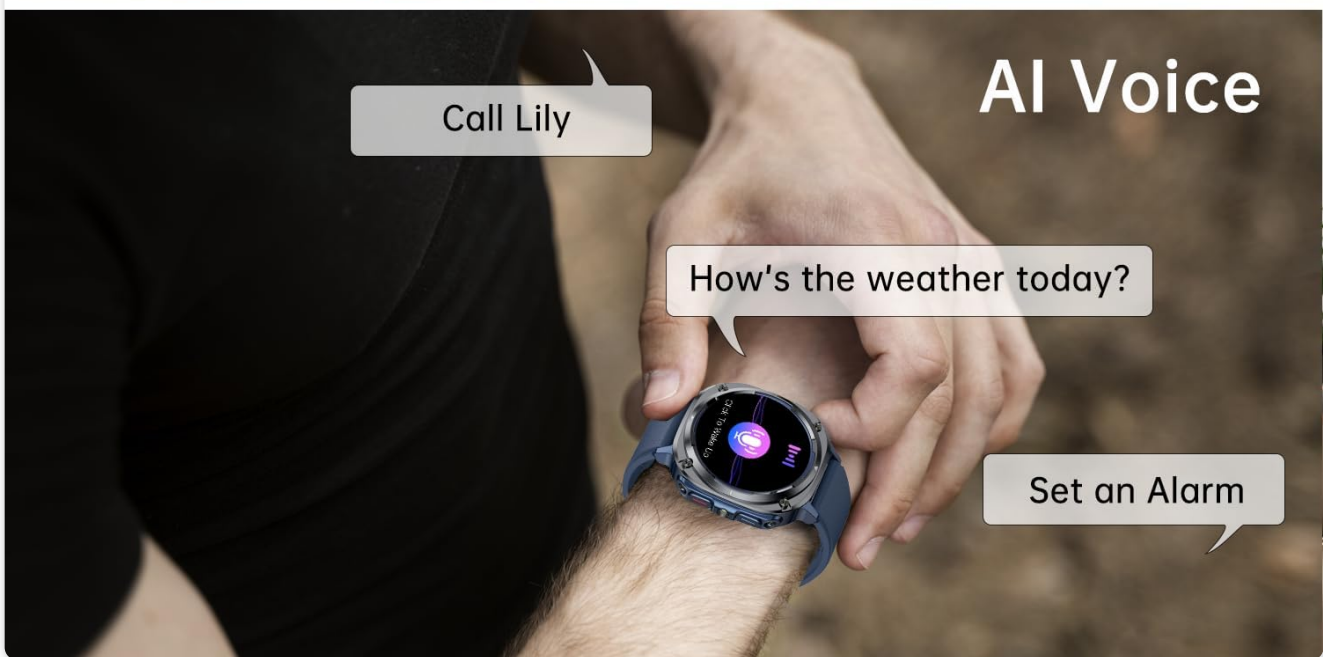


Image: A split image showing the stopwatch function and the weather forecast display on the Kimeag S90 Smart Watch.



# Blood oxygen



# AI Voice

Call Lily

How's the weather today?

Set an Alarm

Image: The Kimeag S90 Smart Watch displaying blood oxygen levels and demonstrating the AI Voice assistant function.



# Long-lasting battery life

The watch features a high-capacity 430 mAh battery. It takes about 2 hours to fully charge and lasts up to 12-15 days with daily use or over 40 days in standby mode on a full charge.



Note: The battery life may vary according to the settings, operation conditions and other factors, so the actual result may differ from the laboratory data.

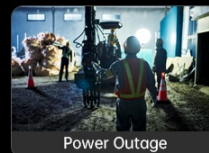
Image: An illustration of the Kimeag S90 Smart Watch's built-in LED flashlight, showcasing its utility in different low-light situations.

# LED Strong Flashlight


Equipped with a built-in flashlight function, the button can be set to quickly turn on without fear of dark environments.




Outdoor activities at night



Power Outage




Finding Things



High Light Mode



Flash Mode



SOS Mode

Image: A visual guide to additional convenience features of the Kimeag S90 Smart Watch, including alarm clocks, menstrual cycle tracking, and drink reminders.

## Customizing Watch Faces

Personalize your watch with over 100 unique online dials available through the Zmoofit app. You can also customize the dial with your own photos.



Stopwatch



Check Weather

Image: An illustration showcasing the Kimeag S90 Smart Watch's ability to display over 200 personalized watch faces, including options to use personal photos for customization.

## MAINTENANCE

### Water Resistance (IPX8)

The Kimeag S90 Smart Watch is IPX8 waterproof, meaning it can withstand splashes, rain, and brief immersion in water. It is suitable for daily use and outdoor activities in wet conditions. However, it is **not recommended** for use during showering, sauna, swimming, or diving, as steam, hot water, or prolonged submersion can damage the device.

## Camera Control on your wrist

You can use your smartwatch to control your phone's camera shutter.



Image: A visual representation of the Kimeag S90 Smart Watch's IPX8 waterproof rating, emphasizing its suitability for daily waterproofing needs.

### Cleaning

Regularly clean your watch and strap to prevent skin irritation and maintain device functionality. Use a soft, dry cloth to wipe the screen and body. For the strap, a slightly damp cloth can be used, then dry thoroughly. Avoid using harsh chemicals or abrasive materials.

### Battery Care

To prolong battery life, avoid extreme temperatures. Charge the watch fully before long periods of inactivity. The built-in 430mAh battery typically provides 7-10 days of daily use and up to 45 days of standby time on a 2-hour charge.

## TROUBLESHOOTING

- **Watch not turning on:** Ensure the watch is fully charged. Connect it to the charger for at least 30 minutes.
- **Cannot connect to phone:** Ensure Bluetooth is enabled on both the watch and phone. Make sure the Zmoofit app is installed and running. Try restarting both devices.
- **Inaccurate health data:** Ensure the watch is worn snugly on your wrist, not too tight or too loose. Clean the sensors on the back of the watch. Environmental factors and individual physiology can affect readings.
- **Notifications not appearing:** Check app permissions on your phone to ensure the Zmoofit app has access to notifications. Verify that notifications are enabled within the Zmoofit app settings.
- **Call function not working:** Ensure the call Bluetooth is enabled on the watch and that the watch is properly paired for calls in your phone's Bluetooth settings.

## SPECIFICATIONS

Feature	Specification
Model Number	S90
Display	1.39 inch HD TFT Color Screen
Resolution	360x360

Battery Capacity	430mAh Lithium Polymer
Charging Time	Approximately 2 hours
Daily Use Battery Life	7-10 days
Standby Time	Up to 45 days
Water Resistance	IPX8
Compatibility	Android 5.0 and above, iOS 9.0 and above
Item Weight	4.6 ounces
Package Dimensions	11.22 x 3.39 x 0.98 inches

## WARRANTY AND SUPPORT

For warranty information and customer support, please refer to the product packaging or contact Kimeag customer service directly. Keep your purchase receipt for warranty claims.

