

[Manuals.plus](#) /

› [SOUYIE](#) /

› SOUYIE Smart Watch GTX13 User Manual

## SOUYIE GTX13

# SOUYIE Smart Watch GTX13 User Manual

Model: GTX13

Brand: SOUYIE

## INTRODUCTION

---

This manual provides essential instructions for setting up, operating, and maintaining your SOUYIE Smart Watch GTX13. Please read this manual thoroughly before using the device to ensure proper function and to maximize your user experience. Keep this manual for future reference.



Image: The SOUYIE Smart Watch GTX13 in blue, displaying time and basic health icons.

## WHAT'S IN THE BOX

Upon opening your SOUYIE Smart Watch GTX13 package, verify that all the following items are included:

- 1 x SOUYIE Smart Watch GTX13
- 1 x User Manual
- 1 x TPU Silicone Strap
- 1 x USB Magnetic Charging Cable



Image: Diagram showing the smart watch, user manual, silicone strap, and magnetic charging cable included in the package.

## SETUP GUIDE

Follow these steps to set up your SOUYIE Smart Watch GTX13:

- 1. Charge the Smart Watch:** Connect the provided USB magnetic charging cable to the charging contacts on the back of the watch and a USB power source. Ensure the watch is fully charged before first use.
- 2. Download the App:** Scan the QR code in the quick start guide or search for the "VeryFit" app in your smartphone's app store (compatible with Android 6.0+ and iOS 11.0+). Install and open the app.
- 3. Register/Log In:** Create an account or log in to the VeryFit app.
- 4. Enable Bluetooth:** On your smartphone, go to settings and ensure Bluetooth is turned on.
- 5. Pair the Device:** In the VeryFit app, follow the on-screen instructions to add a new device. You may need to scan a QR code displayed on the watch screen or select the watch from a list of nearby Bluetooth devices. Confirm the pairing request on both your phone and the watch.
- 6. Complete Setup:** Once paired, the app will guide you through initial settings and synchronization.

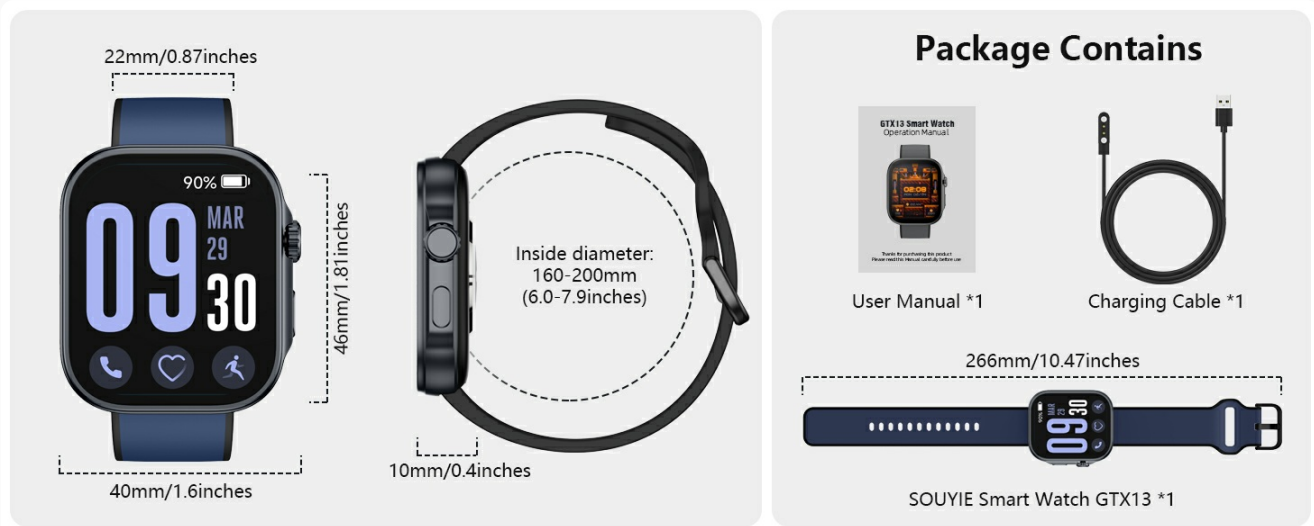


Image: Visual steps for setting up the smart watch, including charging, app download, Bluetooth pairing, and app connection.

## OPERATING INSTRUCTIONS

The SOUYIE Smart Watch GTX13 offers a range of features designed to enhance your daily life and health monitoring. Navigate the watch interface using touch gestures and the rotary encoder crown.

### Physical Controls

The watch features a rotary encoder crown for intuitive navigation. Rotate the crown to scroll through menus and

lists, and press it to select items or return to the home screen.

## Rotary Encoder Crown

Swipe through the smart watch interface by rotating the crown, convenient and fast.



Image: Close-up of the smart watch showing the rotary encoder crown with arrows indicating rotation for interface swiping.

## Display and Customization

The watch is equipped with a 1.99-inch AMOLED high-definition display, offering a resolution of 410x494, 600 nits brightness, and a 60Hz refresh rate for clear and smooth visuals. You can personalize your watch with over 100 available watch faces.

- **Changing Watch Faces:** Long-press the home screen or navigate through the watch settings to select a new watch face.
- **Always-On Display (AOD):** The watch supports a 24-hour Always-On Display feature. This can be configured in the settings to show time and basic information continuously. Note that enabling AOD will increase battery consumption.



**1.99"**

**Large  
AMOLED  
Display**



**410x494**  
HD Resolution



**600**  
Brightness



**24bit**  
Color Display



**1.99"**  
AMOLED Screen



**60FPS**  
Refresh Rate

Image: The 1.99-inch AMOLED display of the smart watch highlighting its size and resolution specifications.

# Multiple Watch Faces

You can customize the watch face & APP has multiple exquisite dynamic watch face



Image: A collage of various customizable watch faces available for the SOUYIE Smart Watch GTX13.

## 24-Hour Always on (AOD)

- Screen keep on all day long
- Start and end time can be setup
- Digital and pointer dials available

\*This mode will speed up battery consumption



Image: Screenshot of the watch's AOD settings, showing options for display, face, and start/end times.

## Health Monitoring

The SOUYIE Smart Watch GTX13 features a fifth-generation optical sensor for comprehensive health tracking:

- **Heart Rate Monitoring:** Continuously monitors your heart rate 24/7 and provides alerts for abnormal readings.
- **Blood Pressure Monitoring:** Displays real-time blood pressure values.
- **Blood Oxygen (SpO2) Monitoring:** Tracks your blood oxygen levels throughout the day.
- **Sleep Quality Monitoring:** Automatically identifies deep sleep, light sleep, and wakefulness, providing detailed reports in the app.
- **Stress Monitoring:** Monitors stress levels in real-time.
- **Women's Health Tracking:** Records menstrual cycles and provides reminders for upcoming periods.

# Your Health Assistant

Accurately track blood pressure/  
heart rate/SpO2/sleep/stress


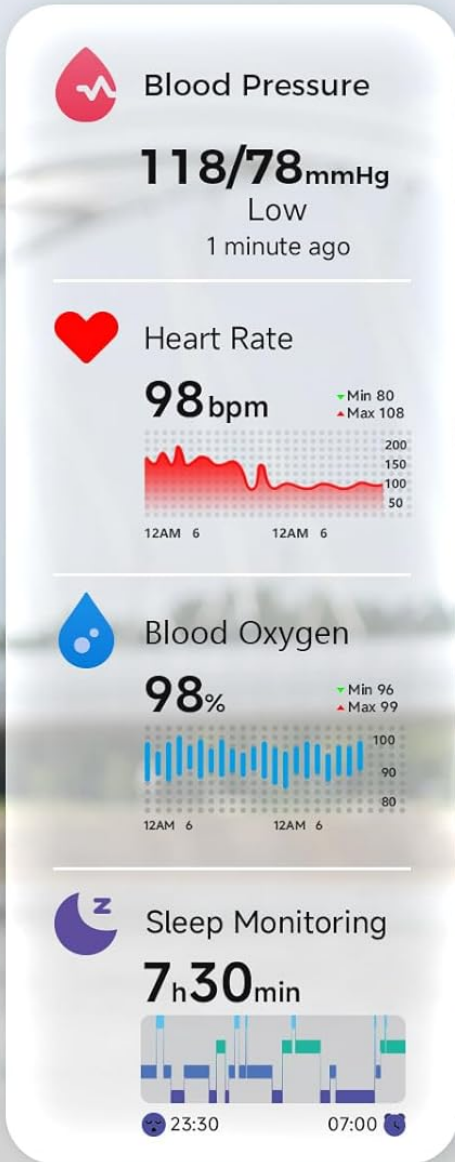


Image: Display of the watch's health assistant features, including blood pressure, heart rate, blood oxygen, and sleep monitoring data.



## The Watch Can record Women's Menstrual Cycles

Effectively reminds women of the next menstrua period and gives women more care.



Image: The smart watch displaying women's menstrual cycle tracking, showing different phases and reminders.

## Sports Tracking

The watch supports over 100 sports modes, including running, cycling, swimming, and yoga. It accurately records data such as steps, distance, and calories. The smart running function provides real-time progress monitoring and personalized guidance.

- **Activity Tracking:** Monitors steps, distance, heart rate, and calories burned 24/7.
- **Running Courses:** The companion app offers running courses and training plans tailored to different user levels.

# 100+ Sports Modes

The running courses in the APP help you exercise



Image: A cyclist wearing the smart watch, with text indicating over 100 sports modes are supported.

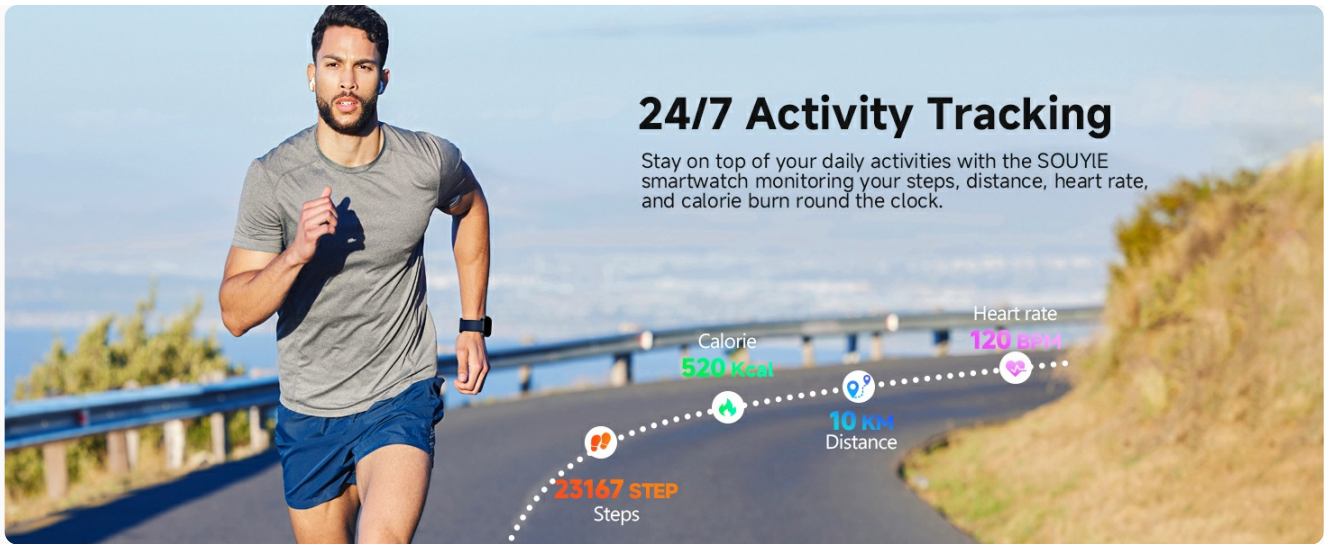


Image: A runner with the smart watch, showing activity tracking data like steps, calories, distance, and heart rate.

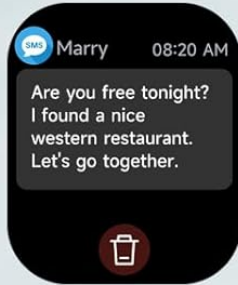
## Communication Features

With Bluetooth 5.3 technology, the SOUYIE Smart Watch GTX13 allows for stable call signals and smart notifications.

- **Bluetooth Calls:** Make and answer calls directly from your watch using the built-in microphone and speaker. Access call history, frequent contacts, and a dial pad.
- **Smart Message Reminders:** Receive notifications for incoming calls, messages, and alerts from various social media applications.

# Bluetooth 5.3 Calls

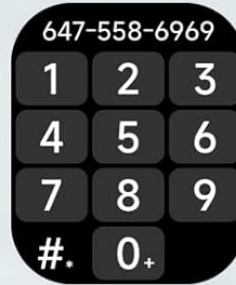
Make / Answer/ SMS Receiving



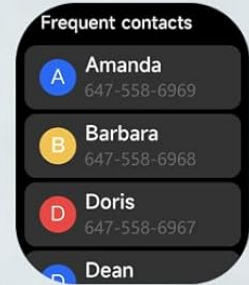
SMS  
Reminder



Built-in Mic  
& Speaker



Convenient  
Dialpad



Frequent  
Contacts



Image: The smart watch displaying various Bluetooth call functions, including SMS reminders, built-in mic & speaker, dialpad, and frequent contacts.

## Smart Message Reminder

Stay connected with important messages and streamline your lifestyle with SOUYIE GTX13.



Image: The smart watch displaying a message notification, with icons of various social media apps floating above it.

## AI Voice Assistant

The watch integrates with AI voice assistants like Siri and Google Assistant, allowing you to control your device, get information, and manage tasks using voice commands.

### Your Voice Assistant

Talk to the AI voice assistant and quickly access voice navigation, weather updates, calls, alarm settings, etc, making your life more convenient.

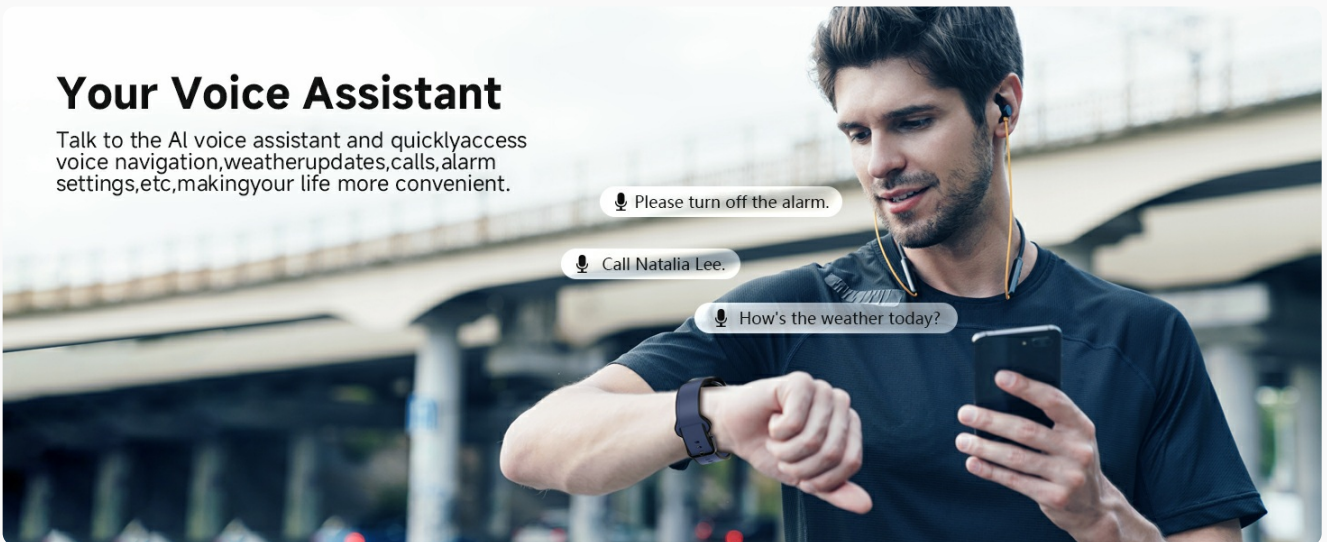


Image: A person interacting with the smart watch's AI voice assistant, showing examples of voice commands like setting alarms or asking about the weather.

## Battery and Charging

The SOUYIE Smart Watch GTX13 is equipped with a 350mAh battery, providing 10-12 days of typical use. Fast charging technology allows for a full charge in approximately 1.5 hours.

# 12 DAYS

## Fast Charging and Long Battery Life

Charging Time

**1.5 Hours**

Normal Use

**12 Days**



Image: The smart watch displaying its charging status, with text indicating 1.5 hours for fast charging and 12 days of normal use.

### Additional Features

The watch includes various practical tools and applications:

- Calculator
- Calendar
- Weather Forecast
- Music Control
- Camera Remote Control

- Alarm Clock
- Drinking Water Reminder
- Find Phone function
- Built-in Dice Game

## Multifunctional Smart Assistant

Weather

Drinking Water

Camera

Alarm

Game

Music

Steps

Find Phone

Image: The smart watch displaying icons for various functions like weather, drinking water reminder, camera control, alarm, games, music, steps, and find phone.

[Official Product Video](#)

Your browser does not support the video tag.

Video: An official product video showcasing the various features and functionalities of the SOUYIE Smart Watch GTX13, including its display, health monitoring, and communication capabilities.

## MAINTENANCE

---

To ensure the longevity and optimal performance of your SOUYIE Smart Watch GTX13, follow these maintenance guidelines:

- **Cleaning:** Regularly clean the watch screen and strap with a soft, dry cloth. For stubborn dirt, a slightly damp cloth can be used. Avoid harsh chemicals or abrasive materials.
- **Water Resistance:** The watch has a 3ATM waterproof rating, suitable for washing hands, exercising in rain, and swimming. It is not recommended for hot showers, saunas, or diving. After exposure to water, especially saltwater, rinse with fresh water and dry thoroughly. The watch has a built-in drainage function to expel water.
- **Charging:** Use only the provided magnetic charging cable. Ensure the charging contacts on the watch and cable are clean and dry before charging.
- **Storage:** Store the watch in a cool, dry place away from direct sunlight and extreme temperatures.
- **Software Updates:** Keep the VeryFit app and watch firmware updated to benefit from the latest features and performance improvements.

# 3ATM Waterproof



Withstand splashes, rain, and swimming

Draining water

Image: A person swimming while wearing the smart watch, illustrating its 3ATM waterproof capability and showing a 'Draining water...' message on the screen.

## TROUBLESHOOTING

If you encounter issues with your SOUYIE Smart Watch GTX13, refer to the following common solutions:

- **Watch Not Turning On:** Ensure the watch is fully charged. Connect it to the charger for at least 30 minutes.
- **Unable to Pair with Phone:**
  - a. Ensure Bluetooth is enabled on your phone and the watch is within range.

- b. Restart both your phone and the watch.
  - c. Make sure the VeryFit app is installed and updated to the latest version.
  - d. If previously paired, try unpairing the watch from your phone's Bluetooth settings and then re-pairing through the VeryFit app.
- **Inaccurate Health Data:** Ensure the watch is worn snugly on your wrist, not too tight or too loose. Clean the optical sensor on the back of the watch.
  - **Notifications Not Appearing:** Check the notification settings within the VeryFit app and your phone's system settings to ensure permissions are granted for the app to display notifications.
  - **Charging Issues:** Verify that the charging cable is securely connected to both the watch and the power source. Ensure the charging contacts are clean and free of debris. Try a different USB power adapter.

## SPECIFICATIONS

Feature	Specification
Model	GTX13
Display	1.99" AMOLED, 410x494 Resolution, 600 nits Brightness, 60Hz Refresh Rate
Connectivity	Bluetooth 5.3
Water Resistance	3ATM (30 meters)
Battery Capacity	350mAh
Battery Life	10-12 days (typical use)
Charging Time	Approx. 1.5 hours
Operating System Compatibility	Android 6.0+, iOS 11.0+
Health Monitoring	Heart Rate, Blood Pressure, Blood Oxygen (SpO2), Sleep, Stress, Women's Health
Sports Modes	100+ modes
Item Weight	43 Grams
Memory Storage Capacity	512 MB

## WARRANTY AND SUPPORT

SOUYIE provides comprehensive support for your Smart Watch GTX13:

- **Warranty:** Enjoy a 3-year warranty from the date of purchase.
- **Returns:** A 30-day free return policy is available.
- **Customer Support:** 24/7 customer support is available. For any questions or assistance, please contact us through the "Find Order - Contact Seller" option on the platform where you purchased the product.

