

Techkey Bluetooth Adapter 5.3 USB Mini EDR Dongle

Techkey Bluetooth Adapter 5.3 USB Mini EDR Dongle Instruction Manual

MODEL: BLUETOOTH ADAPTER 5.3 USB MINI EDR DONGLE

Brand: Techkey

1. Overview and Key Features

The Techkey Bluetooth Adapter 5.3 is a compact USB dongle designed to add or upgrade Bluetooth functionality to your desktop PC or laptop. It offers enhanced stability and faster data transmission for a seamless wireless experience.

- **Upgraded Bluetooth 5.3 + EDR:** Features the latest Bluetooth 5.3 + EDR technology for enhanced anti-interference ability and stability, reducing transmission efficiency loss in the 2.4 GHz frequency band.
- **Ultra-Small Size:** Stylish and compact design allows it to remain plugged into a laptop or PC without obstructing adjacent USB ports.
- **More Stable Connection:** Offers a stable connection with a transmission rate of up to 3Mbps. Supports Bluetooth Low Energy (BLE) and dual-mode Bluetooth transmission for faster data transfer. Achieves a transmission distance of up to 30m in open areas.
- **System Support:** Real Plug & Play functionality, requiring no driver installation on Windows 11 / 10 / 8.1 (32/64-bit). Not compatible with Mac, Linux, Unraid, TV, car stereo, PS4, or Xbox. Backward compatible with Bluetooth 5.2/4.2/4.0/3.0/2.1.
- **Wide Range of Applications:** Connects multiple Bluetooth devices simultaneously, including speakers, keyboards, headsets, and mice, enabling wireless file transfer and audio streaming.

2. Setup Guide

Follow these steps to properly set up your Techkey Bluetooth Adapter.

2.1. Ensure Windows Automatic Updates are Enabled (Recommended)

For optimal performance and driver compatibility, ensure your Windows operating system is set to automatically update.

1. Click the 'Start' icon in the bottom-left corner of your screen.
2. Select 'Settings'.
3. Navigate to 'Update & Security'.
4. Click on 'Windows Update'.
5. If updates are paused, click 'Resume updates' to enable automatic updates.

2.2. Disable Built-in Bluetooth (If Applicable)

If your computer has a pre-existing built-in Bluetooth module, it is crucial to disable it to prevent conflicts with the new adapter. **Do not uninstall, only disable.**

1. Right-click on 'This PC' (or 'My Computer') icon on your desktop.
2. Select 'Manage'.
3. In the 'Computer Management' window, click 'Device Manager' in the left pane.
4. Expand the 'Bluetooth' category.
5. Identify your computer's built-in Bluetooth device (e.g., 'Intel Wireless Bluetooth').
6. Right-click on the built-in Bluetooth device and select 'Disable device'. Confirm your choice if prompted.

2.3. Plug & Play Installation

The Techkey Bluetooth Adapter is designed for easy installation.

1. Insert the Techkey Bluetooth Adapter into an available USB port on your desktop PC or laptop.
2. Allow 3 to 5 minutes for your system to automatically detect, download, and install the necessary drivers. A notification will confirm when the device is ready.

Your browser does not support the video tag.

Video Description: This official seller video provides a step-by-step guide for setting up your Techkey Bluetooth Adapter. It covers essential preliminary steps like ensuring Windows automatic updates are enabled, disabling any pre-existing built-in Bluetooth functionality on your computer, and finally, the process of pairing new Bluetooth devices with your adapter.

Plug & Play

No need to install the driver, easy to use



Image Description: This image illustrates the plug-and-play convenience of the Techkey Bluetooth adapter. A user is shown enjoying a video game on a desktop PC, with the adapter seamlessly integrated, requiring no manual driver installation.

Supported Operating Systems

Only support 32/64 bit Windows 11/10/8.1 , Support A2DP/HSP/AVRCP/HID



Image Description: This image displays the supported operating systems for the Techkey Bluetooth adapter, including Windows 11, Windows 10, and Windows 8.1, indicating compatibility with both 32-bit and 64-bit versions.

Upgraded B-T 5.3 + BLE

High-speed transmission, more stable signal

Compatible with B-T
5.2/5.1/5.0/4.2/4.0/3.0/2.1+EDR




Image Description: This graphic emphasizes the advanced features of the Techkey adapter, including upgraded Bluetooth 5.3 + BLE technology powered by a Realtek 5.3 chip, ensuring high-speed transmission, stable signal, and backward compatibility with older Bluetooth versions.



Image Description: This image illustrates the ultra-compact design of the Techkey Bluetooth adapter, shown plugged into a laptop. Its small dimensions (1.18 inches x 0.59 inches) ensure it does not obstruct adjacent USB ports, making it ideal for portable use.

3. Operating Instructions

Once the adapter is installed, you can begin pairing your Bluetooth devices.

3.1. Pairing Your Devices

1. Locate the Bluetooth icon in the system tray (bottom-right corner of your screen). If not visible, click the 'Show hidden icons' arrow.
2. Right-click on the Bluetooth icon and select 'Add a Bluetooth Device'.
3. In the 'Bluetooth & other devices' settings, click 'Add Bluetooth or other device'.
4. Select 'Bluetooth' from the options.

5. Ensure your Bluetooth device (e.g., headphones, mouse, keyboard) is in pairing mode.
6. Select your device from the list that appears and follow any on-screen prompts to complete the pairing process.



Image Description: This diagram demonstrates the versatility of the Techkey Bluetooth adapter, capable of connecting up to five different Bluetooth devices concurrently, such as a mouse, headphones, keyboard, and game controller, to a laptop.

Fast Data Transmission

Once Connected, Auto Reconnect



Image Description: This visual highlights the fast data transmission capabilities of the adapter, showing a laptop wirelessly connected to a smartphone, enabling quick transfer of music, videos, and files with an automatic reconnection feature.

4. Maintenance

To ensure the longevity and optimal performance of your Techkey Bluetooth Adapter, consider the following:

- Keep the adapter clean and free from dust. Use a soft, dry cloth for cleaning.
- Avoid exposing the adapter to extreme temperatures or moisture.
- Do not apply excessive force when inserting or removing the adapter from a USB port.
- Regularly check for Windows updates to ensure your system has the latest drivers and security patches, which can improve Bluetooth performance.

5. Troubleshooting

If you encounter issues with your Bluetooth adapter, try the following solutions:

- **Device Not Recognized:** Try unplugging the adapter and re-inserting it into a different USB port. Restart your computer.
- **Pairing Issues:** Ensure your external Bluetooth device is in pairing mode. Verify that any built-in Bluetooth on your computer is disabled (refer to Section 2.2). Make sure the adapter is correctly installed in Device Manager.
- **Intermittent Connection:** Ensure the adapter is not obstructed by other devices or metal objects. Try moving closer to the adapter. Check for potential interference from other 2.4 GHz wireless devices.
- **No Bluetooth Icon:** Refer to the video in Section 2.3 for instructions on how to locate or enable the Bluetooth icon in the system tray.
- **Driver Issues:** Although plug-and-play, if issues persist, check Device Manager for any error indicators next to the Bluetooth adapter. You may need to manually update or reinstall drivers via Windows Update.

6. Specifications



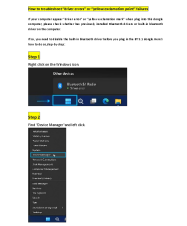


Brand	Techkey
Model	Bluetooth Adapter 5.3 USB Mini EDR Dongle
Bluetooth Version	5.3 + EDR (Backward compatible with 5.2/5.1/5.0/4.2/4.0/3.0/2.1)
Data Transfer Rate	Up to 3 Megabits Per Second
Transmission Distance	Up to 30m (in open areas)
Hardware Interface	Micro USB 2.0 Type B
Compatible Devices	Headphones, Keyboards, Mice, Speakers
Supported OS	Windows 11 / 10 / 8.1 (32/64-bit)
Product Dimensions	1.18 x 0.59 x 0.2 inches
Item Weight	1.06 ounces (0.03 Kilograms)

7. Warranty and Support

For warranty information and technical support, please refer to the product packaging or contact the seller directly.

Specific warranty terms and support contact details may vary.

Related Documents - Bluetooth Adapter 5.3 USB Mini EDR Dongle

	<p>Avantree DG45 Bluetooth 5.0 USB Adapter Quick User Guide</p> <p>A concise guide for setting up and using the Avantree DG45 Bluetooth 5.0 USB Adapter for Windows PCs. Learn how to plug in, install drivers, and pair your Bluetooth devices.</p>
	<p>ZEXMTE USB Bluetooth Adapter 5.1 Pro: Installation, Pairing, and Troubleshooting Guide</p> <p>Comprehensive guide for the ZEXMTE USB Bluetooth Adapter 5.1 Pro, covering installation for Windows 7, 8, 10, device pairing, driver uninstallation, and answers to frequently asked questions.</p>
	<p>Troubleshooting ZEXMTE Bluetooth Adapter Driver Errors on Windows</p> <p>A step-by-step guide to resolve driver errors and yellow exclamation marks with ZEXMTE Bluetooth adapters by disabling conflicting built-in drivers on Windows PCs.</p>
	<p>UGREEN Bluetooth 5.3 Adapter CM591: User Guide and Specifications</p> <p>Comprehensive guide to the UGREEN Bluetooth 5.3 Adapter (Model CM591), covering package contents, product overview, technical specifications, setup instructions, troubleshooting, and important notes.</p>
	<p>Hideez USB Bluetooth Dongle User Manual for macOS</p> <p>Comprehensive user manual for setting up and using the Hideez USB Bluetooth Dongle on macOS, including troubleshooting steps and system checks.</p>



AX913B Wi-Fi 6 Bluetooth 5.4 Adapter Troubleshooting Guide

1) Please unplug the adapter and disable the built-in Bluetooth device on the device steps.

2) Restart your PC.

3) Plug the adapter again and the following will pop up. If still, please double-click "Generic Bluetooth Adapter" and then click "OK".

Or Contact us at info@ax913b.com

[AX913B Wi-Fi 6 Bluetooth 5.4 Adapter Troubleshooting Guide](#)

A comprehensive guide to troubleshooting common issues with the AX913B Wi-Fi 6 and Bluetooth 5.4 USB adapter for Windows PCs. Covers disabling built-in Bluetooth, resolving yellow errors on the adapter, Wi-Fi connectivity problems, slow speeds, connection issues, and Bluetooth pairing.