

LIGE DM1-E1-US

LIGE GPS Military Smart Watch DM1-E1-US User Manual

Model: DM1-E1-US | Brand: LIGE

1. INTRODUCTION

This manual provides detailed instructions for the LIGE GPS Military Smart Watch, model DM1-E1-US. This device is designed for durability and functionality, featuring GPS, a compass, LED flashlight, and comprehensive health and fitness tracking. Please read this manual thoroughly to ensure proper use and maintenance of your smartwatch.



Image 1.1: LIGE GPS Military Smart Watch overview, highlighting its rugged design, flashlight, and GPS tracking capabilities.

2. WHAT'S IN THE BOX

Verify that all items are present in the package:

- Smartwatch
- 2 Straps
- Charger
- Strap Installation and Removal Tools
- Instructions Manual (this document)



Image 2.1: Illustration of the smartwatch and its included accessories, such as the charger, extra strap, and tools.

3. SETUP

3.1 Initial Charging

Before first use, fully charge your smartwatch. Connect the magnetic charging cable to the charging contacts on the back of the watch and plug the USB end into a power adapter (not included). A full charge takes approximately 2.5 hours. The watch has a 600mAh battery, providing 5-7 days of regular use or up to 45 days standby time.

600mAh Long Battery Life



30 Days
Standby time



5-7 Days
Working days



20 Days
Power saving mode



2.5 Hours
Charging time



Powerful Flashlight

Turn on /Switch Light Mode with one Click



Camping



Sos Mode



Outdoor Adventure



Image 3.1: The smartwatch connected to its magnetic charger, showing the charging interface and battery level.

3.2 App Installation and Pairing

1. Download the companion app: Search for the official LIGE smartwatch app on the App Store (for iOS 11.0 and above) or Google Play Store (for Android 5.0 and above).
2. Install the app and create an account.
3. Enable Bluetooth on your smartphone.
4. Open the app and follow the on-screen instructions to search for and pair with your LIGE DM1-E1-US smartwatch. Ensure the watch is powered on and near your phone.
5. Confirm the pairing request on both your phone and the watch.

4. OPERATING INSTRUCTIONS

4.1 Basic Navigation

The smartwatch features a 1.43-inch AMOLED touchscreen with 466*466 pixel resolution. Navigate by swiping across the screen and pressing the physical buttons. Specific button functions may vary by watch face or active application.



Image 4.1: The smartwatch's vivid 1.43-inch AMOLED display, showcasing its clear resolution.

4.2 GPS and Compass

The watch supports a compass and GPS, including satellite systems like GLONASS, Beidou, Galileo, NAVIC, and QZSS. This allows for accurate route tracking during outdoor activities. For GPS route tracking, activate the function in open areas.

Build-In High-Precision GPS

With track return function, through the watch independent GPS, quickly return to the starting point more accurate positioning movement track



Image 4.2: The smartwatch showing a GPS-tracked route on its display, alongside a smartphone app interface with map data.

Wrist Compass

Users' outdoor sports experience is enhanced by the GPS location function, barometer, and compass. The compass provides guidance and the barometer displays the current altitude and atmospheric pressure.



Compass

Simply lay the watch flat to accurately identify the direction.



Altitude

View your real-time altitude with a graph showing the changes over time.



Air Pressure

Display your current barometric pressure with a trend graph.



Image 4.3: The smartwatch displaying its wrist compass function, along with altitude and air pressure data, useful for outdoor navigation.

4.3 LED Flashlight

The smartwatch is equipped with a powerful LED flashlight. Activate it with a single click for illumination in various situations, such as camping or emergencies.

4.4 Bluetooth Calling & Notifications

Utilizing advanced Bluetooth 5.3 technology, the watch allows you to answer and reject calls directly from your wrist. It features a high-quality speaker and microphone for clear conversations. Receive real-time notifications from social media apps (e.g., Facebook, WhatsApp, Gmail) with vibration alerts.

Bluetooth Call & Message Alerts

Free your hands and make calls anytime, anywhere



Image 4.4: A user interacting with the smartwatch to manage a Bluetooth call, demonstrating the call interface on the watch and a connected smartphone.

4.5 Sports Modes

The fitness tracker supports over 100 sports modes, including running, swimming, cycling, and more. It monitors steps, distance, calorie consumption, and heart rate in real-time during activities.

IP68 Waterproof



Distance: 2.8km



Calories: 240kcal



Steps: 2000Steps



100+ Sport Modes



Image 4.5: The smartwatch interface showing activity metrics such as distance, calories burned, and steps, along with icons representing over 100 supported sports modes.

4.6 Health Monitoring

The smartwatch offers all-day health monitoring, tracking heart rate, blood pressure, and sleep quality in real-time. It intelligently recognizes different sleep stages (light, deep, REM, awake) to help establish effective sleep routines. **Note: Data is for reference only and cannot be used for professional medical diagnosis.**

24 Hour Health Management

Monitor and track your health data 24/7



Image 4.6: The smartwatch displaying various health metrics, including sleep stages, heart rate, blood oxygen saturation, and stress levels.

4.7 Other Functions

The smartwatch integrates various additional functions:

- **Music Control:** Control music playback on your connected smartphone.
- **Camera Control:** Remotely trigger your smartphone's camera shutter.
- **Calculator:** Basic arithmetic functions.
- **Pedometer:** Tracks daily steps.
- **Weather Forecast:** Provides current weather and forecast information.
- **Alarm Clock, Timer, Stopwatch:** Time management tools.
- **Water Reminder, Sedentary Reminder:** Prompts for hydration and movement.
- **Find Phone/Watch:** Helps locate your paired device.

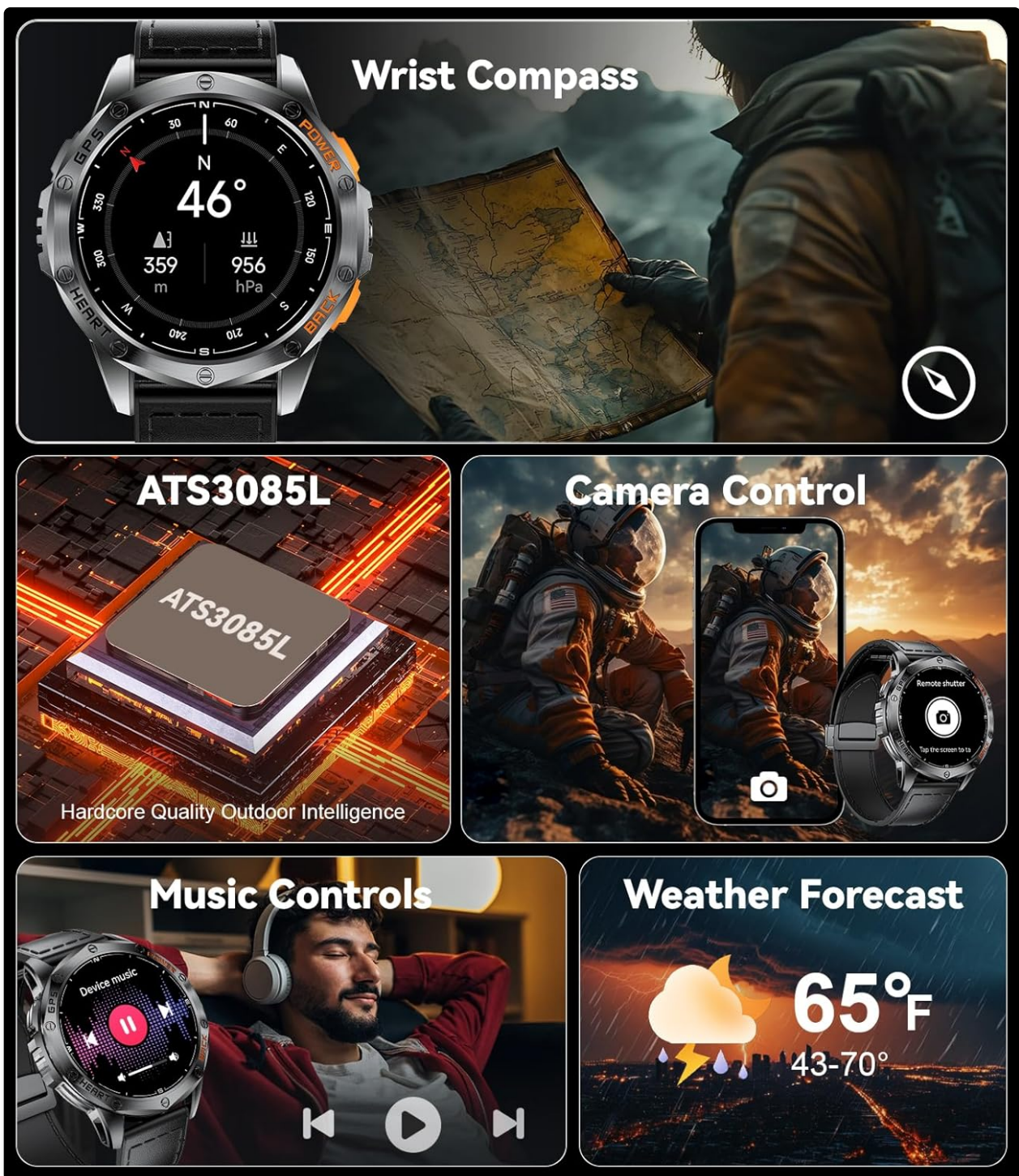


Image 4.7: A collage of smartwatch features, including the compass, camera remote control, music playback interface, and weather display.

5. MAINTENANCE

5.1 Waterproofing

The LIGE DM1-E1-US smartwatch has an IP68 waterproof rating, making it suitable for daily handwashing, swimming, and use in rainy conditions. It supports swimming modes for freestyle, breaststroke, backstroke, and butterfly. **Note: Not suitable for sea diving or hot water activities.**

IP68 Waterproof



Distance: 2.8km



Calories: 240kcal



Steps: 2000Steps



100+ Sport Modes



Image 5.1: The smartwatch being used in water, demonstrating its IP68 waterproof capability during a swimming activity.

5.2 Cleaning and Care

Regularly clean the watch and strap with a soft, dry cloth. Avoid using harsh chemicals or abrasive materials. Ensure the charging contacts are clean and dry before charging.

5.3 Battery Care

To prolong battery life, avoid extreme temperatures and do not allow the battery to fully discharge frequently. Charge the watch using the provided charger.

6. TROUBLESHOOTING

6.1 Watch Not Turning On

- Ensure the watch is fully charged. Connect it to the charger for at least 30 minutes.
- Press and hold the power button for several seconds.

6.2 Cannot Pair with Phone

- Ensure Bluetooth is enabled on your phone and the watch.
- Make sure the watch is within range of your phone.
- Restart both your phone and the watch.
- Clear previous Bluetooth connections on your phone if necessary.
- Update the companion app to the latest version.

6.3 Inaccurate Health Data

- Ensure the watch is worn snugly on your wrist, but not too tight.
- Clean the sensor on the back of the watch.
- Remember that health data is for reference and not for medical diagnosis.

7. SPECIFICATIONS

Feature	Specification
Model Number	DM1-E1-US
Product Dimensions	8.11 x 3.78 x 0.87 inches
Item Weight	2.12 ounces (60 Grams)
Display Size	1.43 Inches AMOLED
Display Resolution	466*466 pixels
Battery Capacity	600 Milliamp Hours (Lithium Polymer)
Charging Time	Approx. 2.5 hours
Battery Life (Typical Use)	5-7 days
Standby Time	Up to 45 days
Waterproof Rating	IP68
Connectivity	Bluetooth 5.3

Operating System	AsteroidOS
Compatibility	iOS 11.0+ (calls require iOS 13+), Android 5.0+
Special Features	GPS, Compass, LED Flashlight, 100+ Sports Modes, Bluetooth Calling, Health Monitoring (HR, BP, Sleep), Music/Camera Control, Weather, Alarms, Timers, Reminders

8. WARRANTY AND SUPPORT

The LIGE GPS Military Smart Watch comes with a 24-month warranty. For any issues regarding accessories, quality, operation, or charging, please contact our customer service team. We aim to provide a solution within 24 hours.

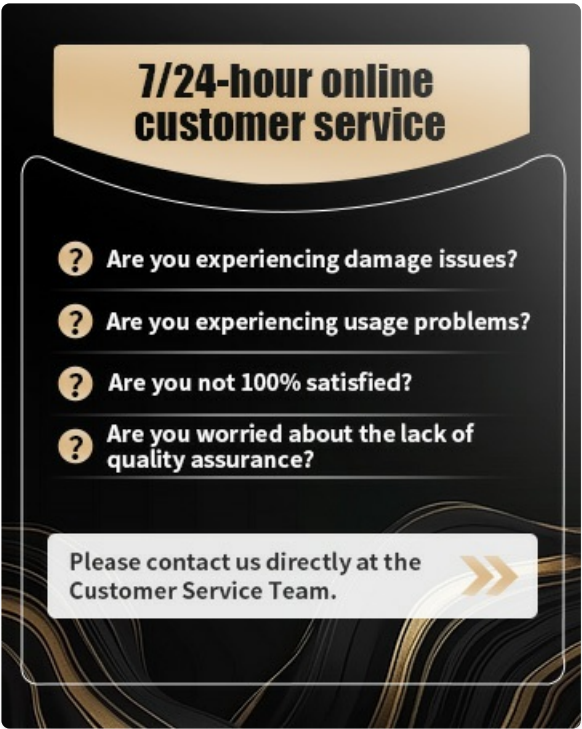








Image 8.1: LIGE customer service contact information for support and inquiries.

For further assistance, please visit the official LIGE website or refer to the contact information provided in your product packaging.

	<p><u>LIGE GPS Smartwatch: GloryFitPro App Installation and User Guide</u></p> <p>A comprehensive guide for LIGE GPS Smartwatches, detailing the download, installation, and usage of the GloryFitPro app. Learn how to register, log in, bind your device, and configure watch settings, along with important GPS notes and FCC compliance information.</p>
	<p><u>LIGE GPS Smart Watch User Manual</u></p> <p>Comprehensive user manual for LIGE GPS Smart Watches, detailing features like fitness tracking, Bluetooth calls, GPS navigation, compass, and long battery life. Compatible with Xiaomi and Huawei devices.</p>
	<p><u>LIGE Smartwatch User Manual and Product Information</u></p> <p>Comprehensive guide for the LIGE Smartwatch, covering setup, features, and support information. Learn how to adjust your strap and access tutorials.</p>
	<p><u>LIGE Smart Watch User Manual and Guide</u></p> <p>Official user manual for the LIGE Smart Watch, providing instructions on setup, features, health tracking, fitness modes, and connectivity for Android and iOS devices.</p>
	<p><u>LIGE BT Call Smartwatch User Manual - Setup and Operation</u></p> <p>Comprehensive user manual for the LIGE BT Call Smartwatch, covering app download, Bluetooth pairing, device operation, and features. Learn how to set up and use your LIGE smartwatch.</p>
	<p><u>LIGE BW0616/2025 Smart Watch User Manual and Specifications</u></p> <p>Comprehensive technical specifications and user information for the LIGE BW0616 and LIGE 2025 smart watches. This guide details features like the ultra HD screen, waterproof design, fitness tracking, LED flashlight, and Bluetooth connectivity for men.</p>