

## Manuals+

[Q & A](#) | [Deep Search](#) | [Upload](#)

manuals.plus /

- › [Firman](#) /
- › [FIRMAN P03504 Gas Portable Generator User Manual](#)

### Firman P03504

# FIRMAN P03504 Gas Portable Generator User Manual

Model: P03504

## 1. INTRODUCTION

This manual provides essential instructions for the safe operation, maintenance, and troubleshooting of your FIRMAN P03504 Gas Portable Generator. Please read this manual thoroughly before operating the generator to ensure proper use and to prevent injury or damage.



Image 1.1: The FIRMAN P03504 Gas Portable Generator. This image displays the overall design of the generator, including its frame, engine, control panel, and wheels.

The FIRMAN P03504 is a gas-powered portable generator designed to provide 4450 starting watts and 3550 running watts. It features a 208cc engine, a 5-gallon fuel tank for extended runtime, and a CO Alert system for enhanced safety. This generator is suitable for various applications, including home backup, RV use, and outdoor power needs.

## 2. SAFETY INFORMATION

Operating a generator safely is paramount. Always follow all safety warnings and instructions provided in this manual.

### 2.1 Carbon Monoxide (CO) Alert System

This generator is equipped with a built-in CO Alert system. Carbon monoxide is a colorless, odorless, and poisonous gas. The CO Alert system is designed to detect hazardous levels of carbon monoxide and automatically shut down the engine to prevent CO accumulation around the generator. If the CO Alert indicator light illuminates, move the generator to an open, well-ventilated area immediately and allow it to cool before attempting to restart.



Image 2.1: Close-up of the CO Alert indicator light on the generator's control panel. This light indicates when the CO Alert

system has detected dangerous carbon monoxide levels or a system fault.

## 2.2 General Safety Precautions

- **Never operate the generator indoors or in enclosed spaces.** Generators produce carbon monoxide exhaust, which can be fatal.
- Ensure adequate ventilation when operating the generator outdoors. Position it away from windows, doors, and vents.
- Keep children and pets away from the generator during operation.
- Do not refuel the generator while it is running or hot. Allow it to cool down before adding fuel.
- Store fuel in approved containers in a well-ventilated area, away from ignition sources.
- Always ground the generator properly before use.
- Wear appropriate personal protective equipment (PPE) when handling the generator.

## 3. UNPACKING AND ASSEMBLY

Carefully unpack the generator and all included components. Inspect for any shipping damage. If damage is found, contact customer support immediately.

### 3.1 Included Components

The following items are typically included with your FIRMAN P03504 generator:

- FIRMAN P03504 Generator Unit
- Wheel Kit (includes wheels, axles, and mounting hardware)
- Engine oil bottle
- Oil funnel
- Spark plug wrench
- Two double open-ended wrenches (10mm x 12mm)
- Single folding handle
- Owner's Manual

### POWERFUL & RELIABLE ENGINE

Engineered for durability and consistent output, the 208cc FIRMAN OHV engine is enhanced with a heavy-duty cast iron sleeve - ensuring long-term performance under tough operating conditions



Image 3.1: Visual representation of the included accessories: tool kit, engine oil bottle, oil funnel, spark plug wrench, two

double open-ended wrenches, single folding handle, and 8-inch never-flat wheels.

## 3.2 Wheel Kit Installation

To install the wheel kit:

1. Carefully tilt the generator to access the axle mounting points.
  2. Attach the axles to the generator frame using the provided hardware.
  3. Slide the wheels onto the axles and secure them with the appropriate pins or nuts.
  4. Attach the folding handle to the designated mounting points on the frame.
- 

## 4. SETUP

Before starting the generator for the first time, it is crucial to add engine oil and fuel.

### 4.1 Adding Engine Oil

The generator is shipped without engine oil. Operating the engine without sufficient oil will cause severe damage and void the warranty. Use the provided oil funnel to add the recommended type and amount of oil.

- Locate the oil fill cap/dipstick.
- Remove the cap and slowly pour the engine oil into the crankcase using the funnel.
- Check the oil level with the dipstick; it should be at the 'Full' mark.
- Securely replace the oil fill cap. The generator features a low oil shutoff to prevent engine damage if oil levels become too low during operation.

### 4.2 Adding Fuel

The FIRMAN P03504 operates on gasoline. Always use fresh, unleaded gasoline with an octane rating of 87 or higher.





Image 4.1: The FIRMAN P03504 generator with an overlay indicating it is 'GAS FUELED'. This highlights the fuel type required for operation.

- Ensure the generator is turned off and has cooled down before refueling.
- Open the fuel cap on the 5-gallon steel tank.
- Slowly add gasoline, being careful not to overfill. Leave some space for fuel expansion.
- Securely replace the fuel cap.

## UP TO 14 HOURS RUNTIME

The 5-gallon steel fuel tank offers extended runtime at 50% load - perfect for overnight use, long job site hours, or powering your RV through the night without interruption




Image 4.2: Graphic illustrating the generator's 5-gallon fuel tank, 14 hours of runtime at 50% load, 208cc OHV engine, and CO Alert system.

## 5. OPERATING INSTRUCTIONS

Follow these steps to start and operate your FIRMEN P03504 generator.

### 5.1 Starting the Generator (Recoil Start)

1. Ensure the generator is on a level surface and in a well-ventilated outdoor area.
2. Check oil and fuel levels.
3. Turn the fuel valve to the 'ON' position.
4. Move the choke lever to the 'CHOKE' position (if the engine is cold).
5. Turn the engine switch to the 'ON' position.
6. Firmly grasp the recoil starter handle and pull it slowly until resistance is felt, then pull quickly and smoothly to start the engine.
7. Once the engine starts, slowly move the choke lever to the 'RUN' position.

# FEATURES & BENEFITS



## 5 GALLON TANK

- Up to 14 hours of run time at 50% load

## RECOIL START

- Easy to start and user friendly

## POWERING YOUR NEEDS

- Equipped with four outlets to handle any power requirements

## SAFETY FIRST

- Built in CO Alert technology that indicates and shuts down the engine when carbon monoxide (CO) accumulates around the generator or a CO system fault occurs.

## EASY PORTABILITY

- Wheel Kit w/ 8" never flat wheels

Image 5.1: Overview of generator features, highlighting the recoil start mechanism for easy engine ignition.

## 5.2 Connecting Electrical Loads

Once the generator is running smoothly, you can connect your electrical devices. The generator is equipped with multiple outlets to handle various power requirements.

### HIGH-OUTPUT POWER

Delivers 4450 starting watts and 3550 running watts to operate refrigerators, sump pumps, RV air conditioners, and power tools. A reliable energy source for emergencies, home backup, and outdoor use



Image 5.2: Illustrates the generator's capability to power various items such as portable AC units, power tools, RVs, appliances, smartphones, and laptops.

- Ensure the total wattage of connected devices does not exceed the generator's running wattage (3550W).
- Plug in devices one at a time.
- Avoid overloading circuits.

## 5.3 Stopping the Generator

1. Disconnect all electrical loads from the generator.
2. Allow the generator to run for a few minutes without load to cool down.
3. Turn the engine switch to the 'OFF' position.
4. Turn the fuel valve to the 'OFF' position.

---

## 6. MAINTENANCE

Regular maintenance ensures the longevity and reliable performance of your generator.

### 6.1 Engine Maintenance

The FIRMEN P03504 features a durable 208cc 4-stroke engine with a cast iron sleeve, designed for consistent performance. Regular checks are recommended.



Image 6.1: Close-up view of the generator's engine area, emphasizing its robust construction and components.

- **Oil Change:** Change engine oil after the first 20 hours of operation, then every 50-100 hours or annually.
- **Air Filter:** Inspect and clean the air filter every 50 hours or more frequently in dusty conditions. Replace if damaged.
- **Spark Plug:** Inspect the spark plug every 100 hours. Clean or replace as needed using the provided spark plug wrench.
- **Fuel Filter:** Check and clean the fuel filter periodically.

### 6.2 Storage

For long-term storage, prepare the generator as follows:

- Drain the fuel tank and carburetor, or add a fuel stabilizer.
  - Change the engine oil.
  - Remove the spark plug and pour a small amount of engine oil into the cylinder. Pull the recoil starter a few times to distribute the oil, then reinstall the spark plug.
  - Clean the exterior of the generator.
  - Store in a clean, dry, well-ventilated area.
-



## 7. TROUBLESHOOTING

This section addresses common issues you might encounter with your generator.

Problem	Possible Cause	Solution
Engine will not start	No fuel Low oil level Engine switch OFF Choke not set correctly Spark plug issue	Add fresh fuel Add engine oil Turn engine switch ON Adjust choke lever Inspect/clean/replace spark plug
Engine starts then stops	Low oil level CO Alert activated Stale fuel	Add engine oil Move generator to open area, allow to cool Drain and refill with fresh fuel
No power output	Circuit breaker tripped Overload	Reset circuit breaker Reduce connected load

If you encounter issues not listed here or if solutions do not resolve the problem, contact FIRMAN customer support.

## 8. SPECIFICATIONS

Detailed technical specifications for the FIRMAN P03504 Gas Portable Generator.

# WHAT WILL YOUR GENERATOR POWER?



Image 8.1: Visual representation of the generator's dimensions (24.8"L x 21.7"W x 21.7"H) and weight (108.5 lbs).

Specification	Value
Brand	Firman
Model Name	Gas Portable Generator 4450W Recoil Start 120V with CO alert
Part Number	P03504
Starting Wattage	4450 Watts
Running Wattage	3550 Watts
Voltage	120 Volts
Fuel Type	Gasoline
Engine Type	208cc 4 Stroke OHV
Tank Volume	5 Gallons

Specification	Value
Runtime (50% load)	Up to 14 hours
Item Weight	108.5 Pounds
Product Dimensions (L x W x H)	24.8" x 21.7" x 21.7"
Special Features	Automatic Shut Down, CO Sensor, Fuel Efficient, Portable
Material	Iron & Cast Iron, Plastic
Total Power Outlets	1 (Note: Product image shows multiple outlets, this spec might be generalized. Refer to product for exact outlet configuration.)
UPC	840876135044

## 9. WARRANTY AND SUPPORT

### 9.1 Warranty Information


The FIRMAN P03504 Gas Portable Generator typically comes with a 3-year limited warranty. Please refer to the warranty card included with your product for specific terms, conditions, and registration details.





### 9.2 Customer Support


For technical assistance, parts, or warranty claims, please contact FIRMAN customer support. Contact information can usually be found in your owner's manual or on the official FIRMAN website.

For additional information or to explore other FIRMAN products, visit the [Firman Store](#).

### Related Documents - P03504

	<p><a href="#">FIRMAN P03501 Quick Reference Guide: Setup and Operation</a></p> <p>Concise guide for setting up and operating your FIRMAN P03501 portable gas generator. Includes unpacking, shipping support removal, and initial startup instructions.</p>
---	--

 <p><b>FIRMAN</b> OPERATOR'S MANUAL DUAL FUEL GENERATOR</p> <p>Model Number <b>H03654</b></p> <p>Serial Number _____ Purchase Date _____</p>	<p><a href="#">FIRMAN H03654 Dual Fuel Generator Operator's Manual</a></p> <p>Comprehensive operator's manual for the FIRMAN H03654 Dual Fuel Generator, covering safe operation, maintenance, troubleshooting, and specifications. Learn how to use your generator effectively and safely.</p>
	<p><a href="#">Firman Generator Quick Reference Guide</a></p> <p>A quick reference guide for operating and preparing a Firman generator, including unpacking, removing shipping supports, adding lubricant and fuel, starting, and shutdown procedures.</p>
 <p><b>FIRMAN</b> OPERATOR'S MANUAL TRI-FUEL PORTABLE GENERATOR</p> <p>Model Number <b>T07571</b></p> <p>Serial Number _____ Purchase Date _____</p>	<p><a href="#">FIRMAN T07571 Tri-Fuel Portable Generator Operator's Manual</a></p> <p>This operator's manual provides essential guidance for the safe and effective use of the FIRMAN T07571 Tri-Fuel Portable Generator. It covers critical safety information, operational procedures, maintenance schedules, troubleshooting, and warranty details for gasoline, LPG, and natural gas.</p>
 <p><b>FIRMAN</b> OPERATOR'S MANUAL GASOLINE PORTABLE GENERATOR</p> <p>Model Number <b>P12002</b></p> <p>Serial Number _____ Purchase Date _____</p>	<p><a href="#">FIRMAN P12002 Portable Gasoline Generator Operator's Manual</a></p> <p>This comprehensive operator's manual provides detailed instructions for the FIRMAN P12002 portable gasoline generator. It covers essential safety information, operation procedures, maintenance schedules, troubleshooting tips, specifications, parts lists, and warranty details.</p>
 <p><b>FIRMAN</b> OPERATOR'S MANUAL GASOLINE PORTABLE GENERATOR</p> <p>Model Number <b>P06707</b></p> <p>Serial Number _____ Purchase Date _____</p>	<p><a href="#">FIRMAN P06707 Portable Generator Operator's Manual   Safety, Operation, Maintenance</a></p> <p>Comprehensive operator's manual for the FIRMAN P06707 portable gasoline generator. Covers safety guidelines, starting procedures, operation, maintenance, troubleshooting, and specifications. Learn how to safely use and maintain your FIRMAN generator.</p>




[\[pdf\]](#) User Manual Owner's Manual Troubleshooting Guide Parts List Specifications Warranty Diagram

335745453 00 REV00 P03504 manual cdr Administrator Owner s Manual Firman Generator Reviews The 5 Best Generators Under 4000W v 1624586228 cdn shopify files 1 0527 3350 9822 |||

OPERATOR S MANUAL GASOLINE PORTABLE GENERATOR MODEL NUMBER **P03504** Rev Level:00 Record product information to reference when ordering parts or obtaining warranty coverage. P/N:335745453 Rev:01 INTRODUCTION Table of Contents Introduction . . . . .

lang:en score:40 filesize: 16.58 M page\_count: 114 document date: 2021-06-25




[\[pdf\]](#) User Manual Troubleshooting Guide Parts List Specifications Warranty Diagram

335745453 00 REV00 P03504 manual cdr Administrator Gas Portable Generator 4450W Recoil Start 120V with CO alert FIRMEN Power Equipment P03503 Manual English REV02 v 1664400047 cdn shopify s files 1 0527 3350 9822 |||

OPERATOR S MANUAL GASOLINE PORTABLE GENERATOR MODEL NUMBER **P03504** Rev Level:00 Record product information to reference when ordering parts or obtaining warranty coverage. P/N:335745453 Rev:02 INTRODUCTION Table of Contents Introduction . . . . .

lang:en score:39 filesize: 6.03 M page\_count: 38 document date: 2022-09-28



[\[pdf\]](#) User Manual

335745453 00 REV00 P03504 manual cdr Administrator Gas Portable Generator 4450W Recoil Start 120V with CO alert FIRMEN Power Equipment Manual French REV02 v 1664400075 cdn shopify s files 1 0527 3350 9822 |||

MANUEL D UTILISATION GNRATRICE PORTATIVE ESSENCE NUMRO DE MODLE **P03504** Rv. : 00 Enregistrez les renseignements sur le produit pour vous y rfrer lors de la commande de pices ou pour obtenir une garantie. P/N:335745453 Rev:02 INTRODUCTION Table des Matires Introduction . . . . .

lang:fr score:38 filesize: 6.43 M page\_count: 38 document date: 2022-09-28






[\[pdf\]](#) User Manual Diagram

335745453 00 REV00 P03504 manual cdr Administrator Gas Portable Generator 4450W Recoil Start 120V with CO alert FIRMAN Power Equipment Manual Spanish REV02 v 1664400074 cdn shopify s files 1 0527 3350 9822 |||

MANUAL DEL OPERADOR GENERADOR PORTTIL DE GASOLINA NMERO DE MODELO **P03504** Rev Nivel: 00 Registre la informacin del producto como referencia cuando solicite partes u obtenga la cobertura de la garanta. NMERO DE SERIE: FECHA DE COMPRA: P/N:335745453 Rev:02 INTRODUCIN Indice De Contenido Introduccin ...

lang:es score:38 filesize: 6.39 M page\_count: 38 document date: 2022-09-28




[\[pdf\]](#) User Manual Troubleshooting Guide Parts List Specifications Warranty Diagram

335745453 00 REV00 P03504 manual cdr Administrator Manual EnglishFirman 4450W Gas Generator Recoil Start CO Alert — Build the PowerP03503 English REV02 36f5ccdb 1894 46ea 9640

238ade878948cdn shopify s files 1 0749 6587 7039 P03503 238ade878948 v 1737269923 |||

OPERATOR S MANUAL GASOLINE PORTABLE GENERATOR MODEL NUMBER **P03504** Rev Level:00 Record product information to reference when ordering parts or obtaining warranty coverage. P/N:335745453 Rev:02 INTRODUCTION Table of Contents Introduction . . . . .

lang:en score:34 filesize: 6.03 M page\_count: 38 document date: 2022-09-28



[\[pdf\]](#) User Manual

335745453 00 REV00 P03504 manual cdr Administrator Manual FrenchFirman 4450W Gas Generator Recoil Start CO Alert — Build the PowerP03504 French REV02 1bdc410d 7c22 4bca b547

349f24bb8f40cdn shopify s files 1 0749 6587 7039 349f24bb8f40 v 1737269923 |||

MANUEL D UTILISATION GNRATRICE PORTATIVE ESSENCE NUMRO DE MODLE **P03504** Rv. : 00 Enregistrez les renseignements sur le produit pour vous y rfrer lors de la commande de pices ou pour obtenir une garantie. P/N:335745453 Rev:02 INTRODUCTION Table des Matires Introduction . . . . .

lang:fr score:33 filesize: 6.43 M page\_count: 38 document date: 2022-09-28




[\[pdf\]](#) User Manual Diagram

335745453 00 REV00 P03504 manual cdr Administrator Manual SpanishFirman 4450W Gas Generator Recoil Start CO Alert — Build the PowerP03504 Spanish REV02 56b239a6 68f1 421b 85b5 683d7673c582cdn shopify s files 1 0749 6587 7039 683d7673c582 v 1737269923 |||

MANUAL DEL OPERADOR GENERADOR PORTTIL DE GASOLINA NMERO DE MODELO **P03504** Rev Nivel: 00 Registre la informacin del producto como referencia cuando solicite partes u obtenga la cobertura de la garanta. NMERO DE SERIE: FECHA DE COMPRA: P/N:335745453 Rev:02 INTRODUCIN Indice De Contenido Introduccin ...

lang:es score:33 filesize: 6.39 M page\_count: 38 document date: 2022-09-28




[\[pdf\]](#) User Manual Troubleshooting Guide Parts List Specifications Warranty Diagram

Refurbished Gas Portable Generator 4450W Recoil Start 120V with CO ale FIRMAN Power EquipmentP03504F Manual Englishcdn shopify s files 1 0527 3350 9822 P03504F English v 1747234212 |||

OPERATOR S MANUAL GASOLINE PORTABLE GENERATOR MODEL NUMBER **P03504** Record product information to reference when ordering parts or obtaining warranty coverage. P/N:335745459 Rev:00 INTRODUCTION Table of Contents Introduction . . . . .

lang:en score:31 filesize: 6.42 M page\_count: 38 document date: 2025-05-14



[\[pdf\]](#) User Manual

Refurbished Gas Portable Generator 4450W Recoil Start 120V with CO ale FIRMAN Power EquipmentP03504F Manual Frenchcdn shopify s files 1 0527 3350 9822 P03504F French v 1747234188 |||

MANUEL D UTILISATION GNRATRICE PORTATIVE ESSENCE NUMRO DE MODLE **P03504** Enregistrez les renseignements sur le produit pour vous y rfrer lors de la commande de pices ou pour obtenir une garantie. P/N:335745459 Rev:00 INTRODUCTION Table des Matires Introduction . . . . .

lang:fr score:30 filesize: 6.14 M page\_count: 38 document date: 2025-05-14

