

manuals.plus /

› [MONODEAL](#) /

› [MONODEAL Bone Conduction Headphones User Manual](#)

MONODEAL X8

MONODEAL Bone Conduction Headphones User Manual

Model: X8 PRO

INTRODUCTION

Thank you for choosing the MONODEAL Bone Conduction Headphones, Model X8 PRO. These innovative open-ear headphones are designed for active lifestyles, featuring IP68 waterproofing, built-in 32GB MP3 memory, and Bluetooth 5.4 connectivity. They are ideal for swimming, running, cycling, and other activities where situational awareness and durability are paramount. This manual provides essential information for setup, operation, maintenance, and troubleshooting to ensure optimal performance and longevity of your device.



Image: The MONODEAL Bone Conduction Headphones, Model X8 PRO, showcasing their sleek, black design and flexible band, with water splashes in the background indicating their waterproof capability.

WHAT'S IN THE BOX

Please check the package contents to ensure all items are present:

- Swimming headphones x 1
- Magnetic charging cable x 2
- Adjustable elastic straps x 1
- Earplugs x 4 (two pairs)
- User Manual x 1

PRODUCT FEATURES AND COMPONENTS

The MONODEAL X8 PRO headphones are engineered with advanced features for superior performance and user

comfort.

- **Bone Conduction Technology:** Delivers audio through vibrations on your cheekbones, leaving your ears open to ambient sounds for enhanced safety.
- **IP68 Waterproof Rating:** Designed for full submersion, making them suitable for swimming and other water sports.
Note: Bluetooth signal does not transmit effectively underwater; use MP3 mode for swimming.
- **Dual Mode (Bluetooth & MP3):** Seamlessly switch between Bluetooth streaming and the built-in 32GB MP3 player. The internal memory can store approximately 8,000 songs.
- **Bluetooth 5.4:** Provides a fast, stable, and efficient wireless connection with compatible devices up to 10 meters away.
- **Ultra-lightweight Design:** Weighing only 29 grams, these headphones offer comfortable wear for extended periods.
- **Environmental Noise Cancellation (ENC) Microphone:** Ensures clear voice calls by filtering out up to 99% of ambient noise.
- **8-Hour Battery Life:** Enjoy extended listening and call time on a single 2-hour charge.
- **Adjustable Fit:** Includes elastic straps for a secure and comfortable fit during various activities.



IP68 Waterproof

Submersion of up to 2 meters underwater for 2 hours

⚠ Please switch to MP3 mode when swimming

Image: A swimmer wearing the MONODEAL headphones underwater, illustrating the IP68 waterproof rating and the requirement to use MP3 mode for underwater listening.



Image: A visual representation of the headphones' dual Bluetooth and MP3 modes, highlighting the 32GB built-in memory and Bluetooth 5.4 chip for versatile music playback.



Image: A cyclist wearing the headphones, with a car in the background, demonstrating the open-ear design that allows users to remain aware of their surroundings for safety.

SETUP GUIDE

1. Charging the Headphones

Before first use, fully charge your headphones.

1. Connect the magnetic charging cable to the charging port on the headphones.
2. Connect the USB-A end of the cable to a standard USB power adapter (not included) or a computer's USB port.
3. The charging indicator light will show the charging status. A full charge takes approximately 2 hours.



Image: A close-up view of the magnetic charging port on the headphones, showing the secure connection of the charging cable.

2. Loading Music to MP3 Player (for internal storage)

To use the built-in 32GB MP3 player, you need to transfer music files from your computer.

1. Connect the headphones to your computer using the magnetic charging cable. The computer should recognize the headphones as a removable disk drive.
2. Open the recognized drive on your computer.
3. Drag and drop your desired MP3 audio files into the headphone's storage folder.
4. Once files are transferred, safely eject the device from your computer before disconnecting the cable.

OPERATING INSTRUCTIONS

Power On/Off

- **Power On:** Press and hold the Multi-function button (usually the middle button) for 3 seconds until you hear a power-on prompt.
- **Power Off:** Press and hold the Multi-function button for 3 seconds until you hear a power-off prompt.

Bluetooth Mode

For wireless audio streaming from your smartphone, tablet, or other Bluetooth-enabled devices.

1. Ensure the headphones are powered on and in Bluetooth mode (indicated by a voice prompt or LED). If not, double-tap the Multi-function button to switch modes.
2. On your device, enable Bluetooth and search for "X8 PRO" in the list of available devices.
3. Select "X8 PRO" to pair. Once paired, you will hear a confirmation prompt.
4. You can now play audio from your device.




Image: A woman wearing the headphones, with a Bluetooth 5.4 icon, illustrating the wireless connectivity feature.

MP3 Mode

Use the built-in MP3 player for listening to music without a connected device, especially recommended for underwater activities.

- **Switching to MP3 Mode:** Double-tap the Multi-function button. You will hear a voice prompt confirming the mode change.
- **Switching back to Bluetooth Mode:** Double-tap the Multi-function button again.



Image: A man swimming with the headphones, featuring an MP3 icon, emphasizing the use of MP3 mode for underwater activities due to Bluetooth signal limitations in water.

Controls

Button/Action	Function
Multi-function Button (Middle)	Press and hold 3s: Power On/Off Single press: Play/Pause music, Answer/End call Double-tap: Switch between Bluetooth and MP3 modes

Button/Action	Function
Volume Up (+) Button	Single press: Increase volume Press and hold: Next track
Volume Down (-) Button	Single press: Decrease volume Press and hold: Previous track

MAINTENANCE

Proper care will extend the life of your MONODEAL headphones.

- **Cleaning:** After use, especially after swimming, rinse the headphones with fresh water to remove chlorine or salt. Wipe them dry with a soft cloth. Do not use harsh chemicals or abrasive materials.
- **Storage:** Store the headphones in a cool, dry place away from direct sunlight and extreme temperatures.
- **Charging:** Only use the provided magnetic charging cables. Ensure the charging port is dry before connecting the cable.

TROUBLESHOOTING

If you encounter issues with your headphones, refer to the following common solutions:

Problem	Possible Cause / Solution
No Power	Battery is depleted. Charge the headphones fully (approx. 2 hours). Ensure the charging cable is securely connected and the power source is active.
Cannot Pair via Bluetooth	Ensure headphones are in Bluetooth pairing mode. Make sure Bluetooth is enabled on your device. Move the headphones closer to your device (within 10 meters). Forget "X8 PRO" from your device's Bluetooth list and try pairing again. Restart both the headphones and your device.
No Sound / Low Volume	Adjust the volume on both the headphones and your connected device. Ensure the headphones are correctly positioned on your cheekbones. If in MP3 mode, ensure music files are loaded correctly.
Bluetooth Not Working Underwater	This is expected behavior. Bluetooth signals do not transmit effectively through water. Switch to MP3 mode for underwater listening.
Difficulty Loading MP3 Files	Ensure the headphones are properly connected to your computer and recognized as a removable drive. Try a different USB port or computer. Ensure the music files are in a compatible format (e.g., MP3).

SPECIFICATIONS

Feature	Detail
---------	--------

Feature	Detail
Model Name	Swimming Headphones X8 PRO
Connectivity Technology	Wireless (Bluetooth)
Wireless Communication Technology	Bluetooth 5.4
Bluetooth Range	10 Meters
Water Resistance Level	IP68 Waterproof
Built-in Memory	32GB (MP3 Player)
Battery Life	Up to 8 Hours
Charging Time	2 Hours
Item Weight	29 Grams (1.02 ounces)
Ear Placement	Open Ear
Audio Driver Type	Bone Conduction Driver
Noise Control	Environmental Noise Cancellation (ENC)
Material	Plastic, Silicone
Color	Black
Frequency Range	20 Hz - 20,000 Hz
Impedance	8 Ohm







WARRANTY AND SUPPORT

MONODEAL products are manufactured with high standards of quality. For specific warranty information, please refer to the warranty card included in your product packaging or visit the official MONODEAL website.

If you require technical assistance or have questions not covered in this manual, please contact MONODEAL customer support through the contact information provided on the official website or your purchase platform.



Related Documents - x8

	<p><u>MONODEAL DV68 Bone Conduction Headphones User Manual</u></p> <p>Comprehensive user manual for the MONODEAL DV68 bone conduction headphones. Learn about Bluetooth 5.3 connectivity, operation, controls, wear instructions, detailed specifications, and important safety precautions for these open-ear, waterproof sports headphones.</p>
	<p><u>MONODEAL DV68 Bone Conduction Wireless Headphones User Manual</u></p> <p>User manual for the MONODEAL DV68 Bone Conduction Wireless Headphones, detailing features, specifications, and usage instructions.</p>
	<p><u>Monodeal DG06 Bone Conduction Headphones User Manual</u></p> <p>User manual for the Monodeal DG06 Bone Conduction Headphones, detailing features, controls, usage instructions, specifications, and important safety information in multiple languages.</p>
	<p><u>MONODEAL DG10 Pro Bone Conduction Wireless Headset User Manual</u></p> <p>User manual for the MONODEAL DG10 Pro bone conduction wireless headset with Bluetooth 5.3 and ENC noise-canceling microphone. Features include IPX5 water resistance, long battery life, and comfortable open-ear design for work and daily use.</p>
	<p><u>MONODEAL X100 ENC Noise Canceling Bone Conduction Headset User Manual</u></p> <p>User manual for the MONODEAL X100 ENC noise-canceling bone conduction telephone headset, featuring Bluetooth 5.2, algorithm noise reduction, and detailed specifications and operation instructions.</p>
	<p><u>MONODEAL Wireless Headset M103 User Manual - Bluetooth Headphones Guide</u></p> <p>Comprehensive user manual for the MONODEAL Wireless Headset (Model M103). Learn about specifications, pairing, operations, LED indicators, FAQs, and safety instructions for your Bluetooth headphones.</p>