



Manuals.plus /

› medicube /

› medicube Age-R Booster Pro and Zero Pore Pads 2.0 User Manual

medicube Age-R Booster Pro

medicube Age-R Booster Pro and Zero Pore Pads 2.0 User Manual

INTRODUCTION

Welcome to the medicube Deep Clean to Deep Glow Set user manual. This guide provides essential information for the safe and effective use of your Age-R Booster Pro device and Zero Pore Pads 2.0. This set is designed to enhance skin absorption, promote radiance, improve elasticity, and provide comprehensive pore care, helping you achieve a clean and glowing complexion.

SAFETY INFORMATION

- Always read and understand this manual completely before first use.
- Consult with a healthcare professional before use, especially if you have sensitive skin, have undergone recent skin treatments, or are receiving ongoing medical care. This precaution helps prevent adverse reactions and ensures optimal results.
- For external use only. Discontinue use if irritation occurs.
- Keep out of reach of children.
- **Sunburn Alert for Zero Pore Pads:** This product contains alpha hydroxy acid (AHA) that may increase your skin's sensitivity to the sun and particularly the possibility of sunburn. Use a sunscreen, wear protective clothing, and limit sun exposure while using this product and for a week afterwards.
- **Retinol Compatibility:** Do not use retinol-containing products on the same day as the Zero Pore Pads. Alternate usage on different days to avoid potential irritation.

PRODUCT OVERVIEW

Age-R Booster Pro

The Age-R Booster Pro is an all-in-one facial device designed to deliver enhanced absorption, radiance, elasticity, pore care, and customized LED care. It features four targeted modes for visible results:

- **Booster Mode:** Boosts radiance for a luminous glow.
- **MC (Microcurrent) Mode:** Helps skin look more defined and plump.

- **Derma Shot Mode:** Defines targeted areas for overall facial balance.
- **Air Shot Mode:** Refines pores and smooths uneven-looking skin.

FOUR TARGETED MODES FOR VISIBLE RESULTS

Each mode is designed to achieve targeted skin goals for visibly smoother, plumper, and more radiant skin.

<p>Radiance Care <i>Booster</i> Boosts radiance for a luminous glow</p> 	<p>Definition and Volume Care <i>MC</i> Plumps and help skin look more defined.</p> 
<p>Facial Definition Care <i>Derma Shot</i> Defines targeted areas for overall facial balance</p> 	<p>Pore Care <i>Air Shot</i> Refines pores & smooths uneven looking skin</p> 

Figure 1: Age-R Booster Pro with its four targeted modes.

Zero Pore Pads 2.0

The Zero Pore Pads 2.0 are dual-textured facial toner pads formulated for exfoliation and pore care. They contain 4.5% AHA Lactic Acid, 0.45% BHA Salicylic Acid, Panthenol, Allantoin, and Sodium Hyaluronate to help reduce blackheads, control excess oil/sebum, and improve skin texture.

Just Swipe & Smooth!

Zero Pore Pad

Dual-action toner pad for pores and skin texture



Figure 2: medicube Zero Pore Pads 2.0.

Dual-sided pad for smoother, glowing skin

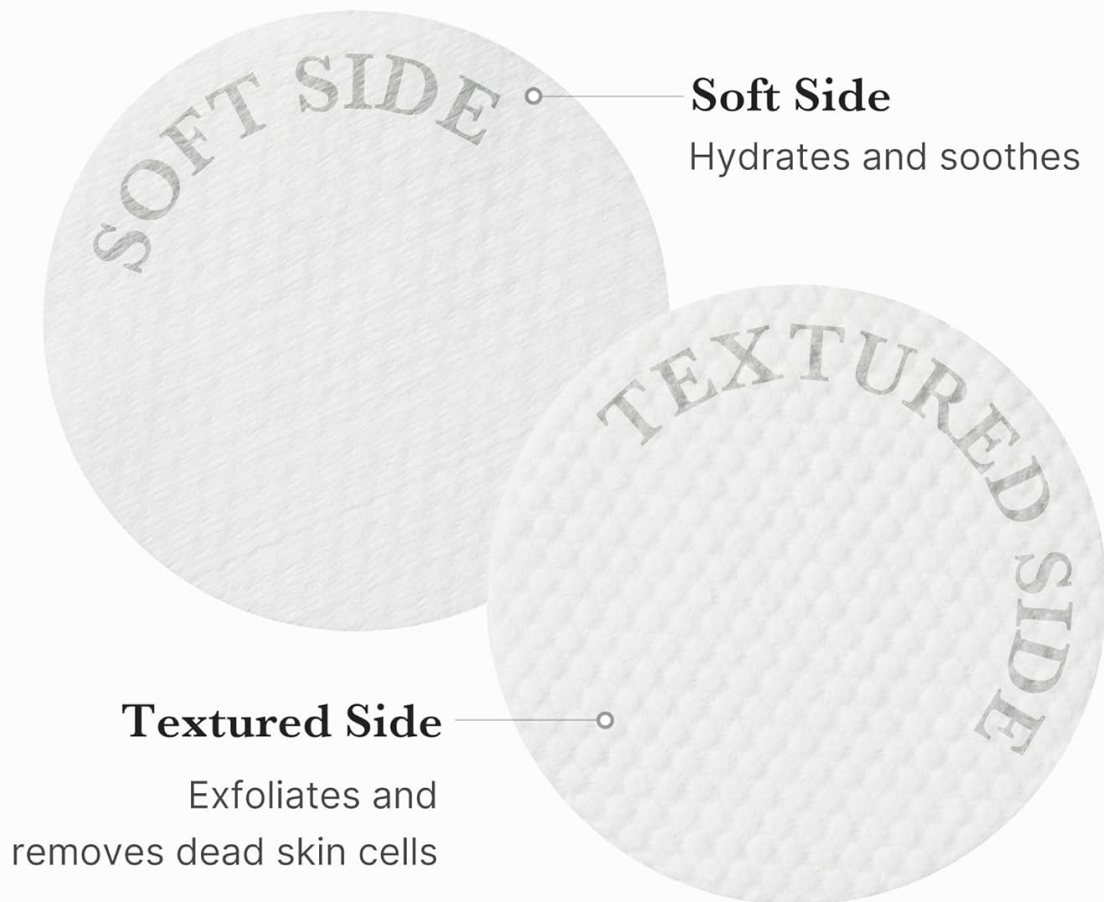


Figure 3: Dual-sided Zero Pore Pad for exfoliation and toning.

SETUP

Age-R Booster Pro

- **Charging:** Before first use, fully charge the device using the provided charging cable. The indicator light will show charging status.
- **Preparation:** Ensure your skin is clean and dry before applying any skincare products.

Zero Pore Pads 2.0

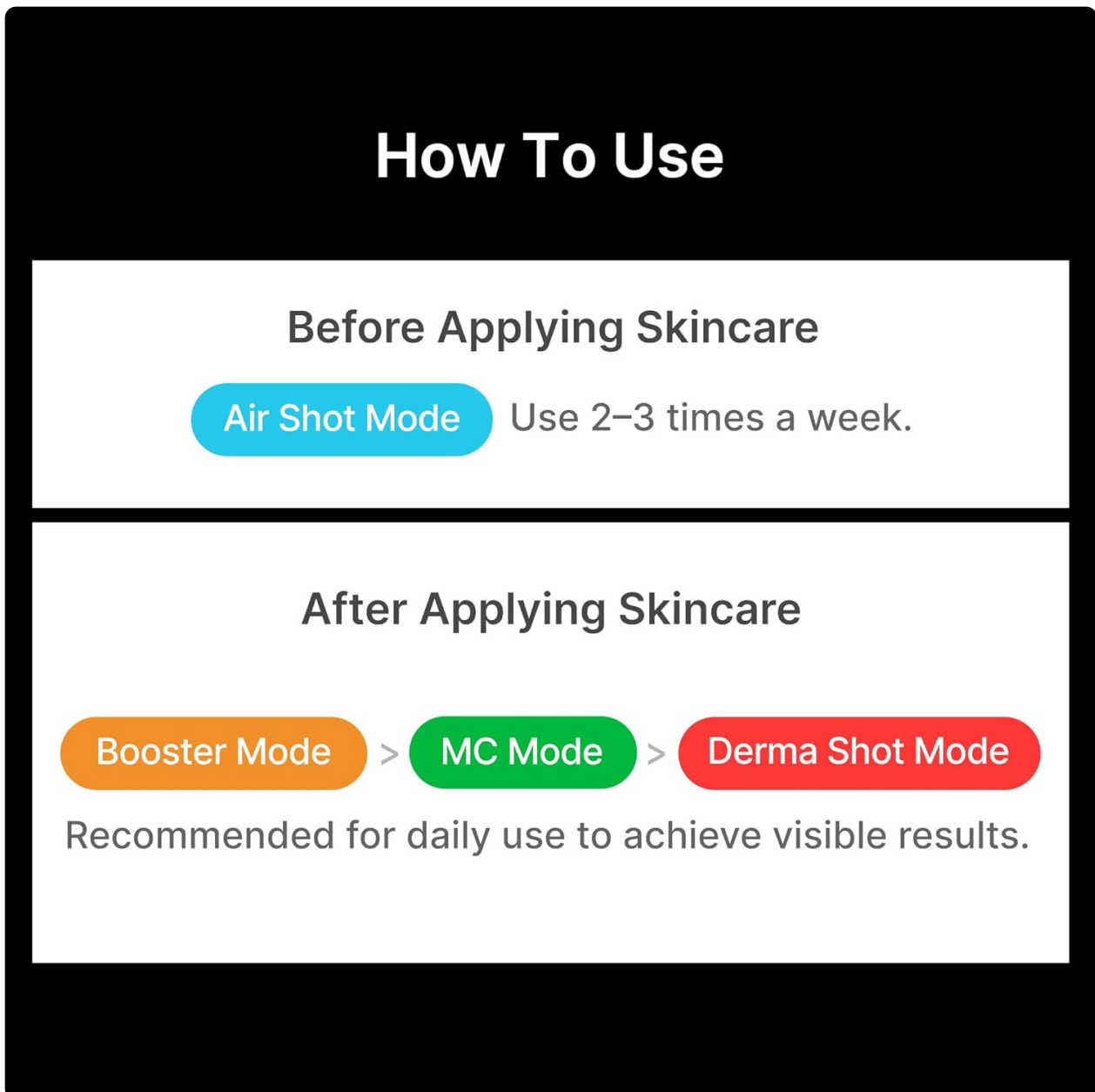
- The Zero Pore Pads come pre-soaked and ready for use.
- **Hygiene:** Use the included tweezers to retrieve pads from the container to maintain hygiene.

OPERATING INSTRUCTIONS

Zero Pore Pads 2.0 Usage

1. **Cleanse:** Begin with a clean face. Wash your hands thoroughly before handling the pads.

2. **Exfoliate (Textured Side):** Using the included tweezers, take one pad. Gently wipe the textured side across your face, focusing on areas with enlarged pores or excess sebum, such as the T-zone.
3. **Tone & Calm (Smooth Side):** Flip the pad over and gently wipe the smooth side across your entire face to tone and calm the skin.
4. **Frequency:** Use daily as part of your morning or evening skincare routine.
5. **No Rinse:** Do not rinse your face after using the pads. Follow immediately with your preferred serum and moisturizer.



How To Use

Before Applying Skincare

Air Shot Mode Use 2–3 times a week.

After Applying Skincare

Booster Mode > **MC Mode** > **Derma Shot Mode**

Recommended for daily use to achieve visible results.

Figure 4: Recommended usage order for medicube products.

Age-R Booster Pro Usage

1. **Power On:** Press and hold the power button to turn on the device.
2. **Select Mode:** Press the mode button to cycle through the four available modes: Booster, MC, Derma Shot, and Air Shot.
3. **Adjust Level:** Use the level buttons to adjust the intensity of the selected mode. Start with a lower level and gradually increase as your skin adapts.
4. **Application:**

- **Air Shot Mode:** Use 2-3 times a week **before** applying any skincare products. Gently glide the device over your face in circular or upward motions.
 - **Booster, MC, and Derma Shot Modes:** Apply your preferred serum or cream to your face **before** using the device. Gently glide the device over your face, ensuring even contact with the skin. Use daily for optimal results.
5. **Movement:** Move the device slowly and steadily across your skin. For lifting and contouring effects, use upward strokes.
 6. **Power Off:** Press and hold the power button to turn off the device after use.

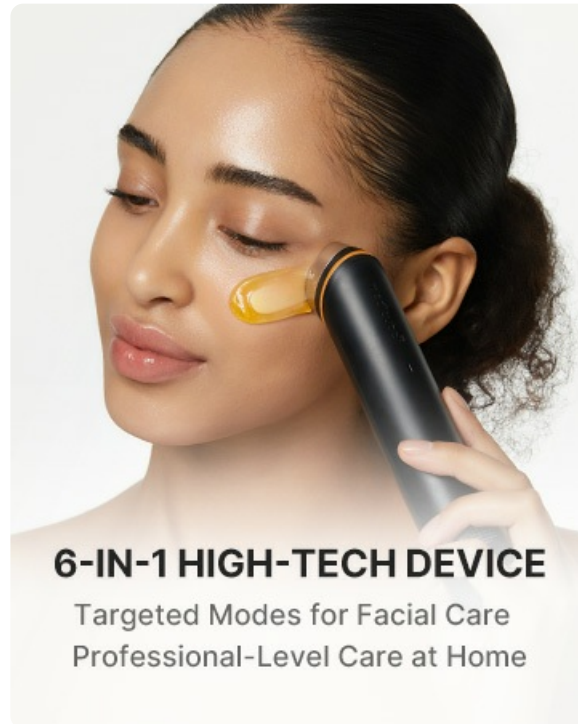


Figure 5: Proper application of the Age-R Booster Pro device.

MAINTENANCE

- **Cleaning Age-R Booster Pro:** After each use, wipe the device head with a soft, dry cloth. Do not use harsh chemicals or abrasive cleaners. Ensure no liquid enters the device.
- **Cleaning Zero Pore Pads Container:** Keep the container lid tightly closed when not in use to prevent the pads from drying out and to maintain product efficacy.
- **Storage:** Store both products in a cool, dry place away from direct sunlight and extreme temperatures.

TROUBLESHOOTING

- **Age-R Booster Pro not turning on:** Ensure the device is fully charged. If the issue persists, contact customer support.
- **No sensation from Age-R Booster Pro:** Ensure sufficient skincare product is applied to the skin for proper conductivity. Increase the intensity level if needed.
- **Skin irritation after using Zero Pore Pads:** Reduce frequency of use or discontinue if irritation persists. Ensure you are not using other exfoliating or retinol products concurrently.
- For any other issues, please refer to the full product manual or contact medicube customer support.

SPECIFICATIONS

Feature	Detail
Brand	medicube
Model Name	Age-R Booster Pro
Color	Black
Material	Stainless Steel or Specialized Plastic
Zero Pore Pads Quantity	70 pads
Zero Pore Pads Key Ingredients	AHA, BHA, Panthenol, Allantoin, Sodium Hyaluronate

WARRANTY AND SUPPORT

For warranty information, product registration, or technical support, please visit the official medicube website or contact their customer service directly. Keep your proof of purchase for any warranty claims.