

manuals.plus /

› [LIGE](#) /

› [LIGE Smartwatch User Manual - Model EF12-H](#)

LIGE EF12-H

LIGE Smartwatch User Manual

Model: EF12-H

INTRODUCTION

Thank you for choosing the LIGE EF12-H Smartwatch. This device is designed to enhance your daily life with its advanced features, including a powerful LED flashlight, Bluetooth calling, comprehensive health monitoring, and a wide array of sports modes. Built to military standards, it offers exceptional durability and water resistance. Please read this manual carefully to ensure proper use and maintenance of your smartwatch.



Figure 1: LIGE EF12-H Smartwatch Overview

What's in the Box

Your LIGE EF12-H Smartwatch package includes the following items:

- 1 x LIGE Smartwatch
- 1 x Metal Strap
- 2 x Silicone Straps
- 1 x User Manual
- 1 x Charging Cable



Confezione e Dimensioni



Figure 2: Package Contents and Dimensions

SETUP

1. Charging the Smartwatch

Before first use, fully charge your smartwatch. Connect the magnetic charging cable to the charging points on the back of the watch and plug the USB end into a power adapter (not included) or a computer's USB port. A full charge takes approximately 3 hours.



Figure 3: Charging the Smartwatch

2. App Installation and Pairing

To unlock the full potential of your LIGE Smartwatch, you need to download and install the companion app on your smartphone. The smartwatch is compatible with Android 5.1 and above, and iOS 9.0 and above, supporting Bluetooth 5.2.

1. **Download the App:** Scan the QR code in the manual or on the watch screen (if available) or search for the official LIGE Smartwatch app in your phone's app store (Google Play Store for Android, Apple App Store for iOS).
2. **Enable Bluetooth:** Ensure Bluetooth is enabled on your smartphone.
3. **Open the App:** Launch the LIGE Smartwatch app and follow the on-screen instructions to create an account or log in.
4. **Pair the Device:** Within the app, navigate to the device pairing section. The app will search for available devices. Select "EF12-H" from the list to connect.
5. **Confirm Pairing:** A pairing request will appear on your smartwatch. Confirm the pairing on both your phone and the watch.

Once successfully paired, the watch will synchronize data with your phone, and you will receive notifications.

3. Changing Straps

Your smartwatch comes with multiple strap options. To change a strap:

1. Locate the quick-release pins on the underside of the strap where it connects to the watch body.
2. Pull the pin inwards to detach the strap from the watch.
3. Align the new strap with the watch body, insert one end of the pin into the lug hole, then pull the pin inwards to align the other end with the opposite lug hole.
4. Release the pin to secure the strap. Gently tug on the strap to ensure it is firmly attached.

OPERATING INSTRUCTIONS

Basic Navigation

- **Touchscreen:** Swipe left/right to navigate between main functions, swipe up/down to access quick settings or notifications. Tap to select.
- **Side Buttons:** The smartwatch features multiple side buttons. Refer to the on-screen prompts or app for specific button functionalities (e.g., power on/off, back, shortcut to sports modes, flashlight activation).

Key Features

LED Flashlight

The smartwatch is equipped with a powerful LED flashlight. A simple press of the dedicated button on the right side of the smartwatch instantly illuminates, providing an intense light source. This feature is ideal for power outages, night-time car breakdowns, camping, hiking, or any emergency requiring instant illumination.



Torcia LED Al Polso

Dotato di una torcia sul lato dell'orologio, ti aiuta ailluminare i luoghi invisibili e la strada di notte

Modalità sempre attiva



Modalità SOS



Modalità di avviso





Figure 4: LED Flashlight Functionality

Bluetooth Calling & Message Notifications

With a built-in speaker and microphone, the smartwatch allows for clear, high-quality calls directly from your wrist. After connecting to your phone, you can make and receive calls, and get notifications from various apps (WhatsApp, TikTok, Twitter, Facebook, Instagram, etc.), ensuring you never miss important communications.

Chiamate Bluetooth

Grazie all'altoparlante e al microfono integrati, è possibile rispondere alle chiamate direttamente dall'orologio, ovunque ci si trovi.



Microfono



Tastiera



Cronologia chiamate



Contatti



Devo fare ancora un po' di lavoro



A che ora arrivi a casa?



Figure 5: Bluetooth Call and Message Features

HD Display & Custom Watch Faces

The 1.75-inch round HD display offers vibrant colors and smooth touch operation. Personalize your smartwatch with over 200 preset watch faces or upload your own photos to create unique styles.

200+ Quadri Orologio, Un Nuovo Stile Ogni Giorno

Diverse opzioni di quadrante per personalizzare il tuo stile



Figure 6: Customizable Watch Faces

100+ Sports Modes & Health Monitoring

Equipped with the STK8321 chip, the smartwatch offers over 110 sports modes and real-time monitoring of sports data, steps, distance, and calories. This allows you to understand your training status and share your fitness achievements. It also includes features for respiration monitoring, sleep monitoring, and personalized activity tracking.

100+ Modalità Sportive

Esercitarsi al massimo e fare un po' di fatica in ogni movimento



Figure 7: Sports Modes and Activity Tracking

Smart Assistant Features

The LIGE Smartwatch integrates several smart assistant functions:

- **Voice Control AI:** Activate your phone's voice assistant to make calls, play music, check weather, and more.
- **Music Control:** Control music playback on your smartphone directly from your watch.
- **Camera Control:** Use your watch as a remote shutter for your phone's camera.
- **Weather Forecast:** Get real-time weather updates on your wrist.
- **Alarm Clock:** Set alarms for reminders.
- **Reminders:** Includes reminders to drink water and sedentary reminders to encourage activity.

- **Brightness Adjustment:** Adjust screen brightness for optimal viewing.

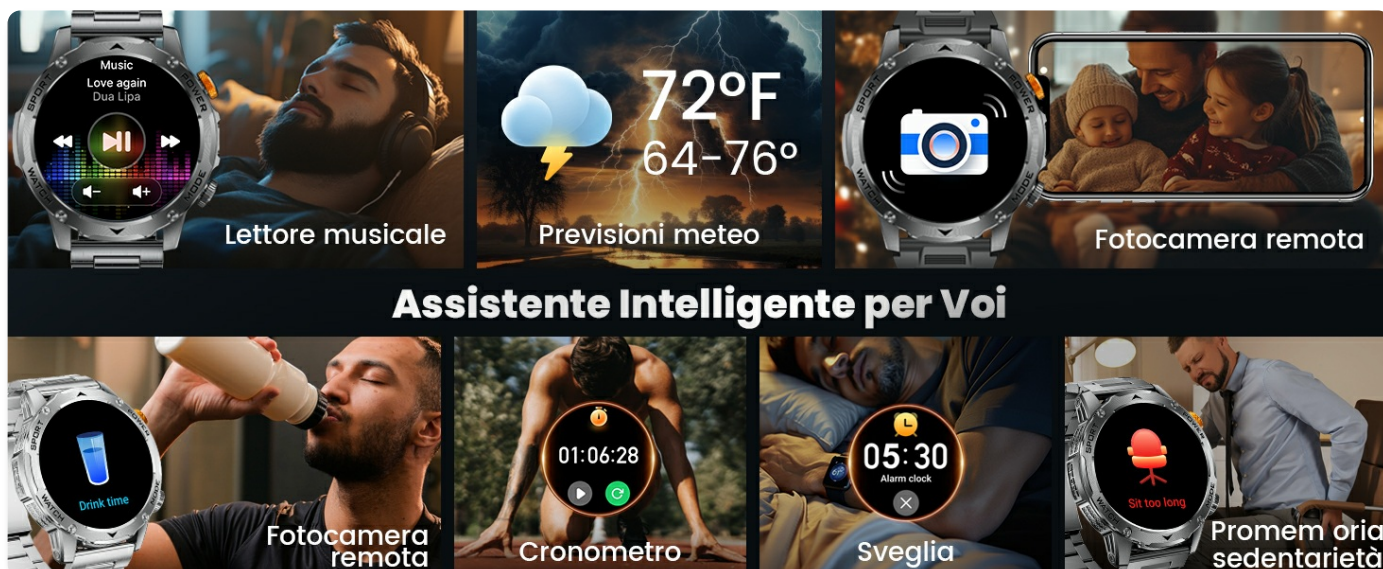


Figure 8: Smart Assistant Functions

MAINTENANCE

Cleaning Your Smartwatch

To keep your smartwatch in optimal condition:

- Wipe the screen and body with a soft, lint-free cloth.
- For stubborn smudges, dampen the cloth slightly with water. Avoid using harsh chemicals or abrasive materials.
- Clean the charging contacts regularly to ensure good connection.

Water Resistance (IP68 & 5 ATM)

The LIGE EF12-H Smartwatch is IP68 waterproof and features 5 ATM water resistance, meaning it can withstand immersion up to 50 meters. It is suitable for swimming and showering. However, it is not recommended for diving, high-pressure water activities, or hot water environments (e.g., hot tubs, saunas) as steam can penetrate the seals.

Smartwatch Militare Rugged

Resistenza Militare. Avventura Potente



Test di temperatura
-40°C ~ +80°C



Resistente
agli urti



Impermeabile
alla polvere



Resistenza
all'acqua 5ATM



Figure 9: Military Standard Durability

TROUBLESHOOTING

Problem	Possible Cause	Solution
Smartwatch won't turn on.	Low battery.	Charge the smartwatch for at least 30 minutes.
Cannot pair with phone.	Bluetooth off, app not running, watch not discoverable.	Ensure Bluetooth is on, restart the app and watch, try pairing again. Check phone's OS compatibility.

Problem	Possible Cause	Solution
Notifications not received.	App permissions, notification settings.	Check app notification permissions on your phone. Ensure notifications are enabled in the smartwatch app.
Inaccurate heart rate/sport data.	Improper fit, sensor obstruction.	Ensure the watch is snug on your wrist (not too tight or loose). Clean the sensor on the back of the watch.
Short battery life.	Frequent use of power-intensive features (calls, flashlight), high brightness.	Reduce screen brightness, limit continuous use of flashlight/calls, disable unnecessary features.

SPECIFICATIONS







Feature	Detail
Model	EF12-H
Display Size	1.75 inches
Display Type	Round HD Display
Battery Capacity	1000 mAh (Lithium Polymer)
Charging Time	Approx. 3 hours
Battery Life (Normal Use)	7-15 days
Standby Time	Over 65 days
Memory Capacity	128 MB
Connectivity	Bluetooth 5.2
Compatibility	Android 5.1+ / iOS 9.0+
Water Resistance	IP68, 5 ATM
Durability Standard	MIL-STD-810H certified
Weight	250 g
Included Components	Smartwatch, Metal Strap, 2 Silicone Straps, Manual, Charging Cable

WARRANTY AND SUPPORT

LIGE offers a **6-month return and exchange service** and a **24-month warranty** for your smartwatch. If you have any questions or encounter issues with your LIGE smartwatch, please send us a message. Our professional customer service team is ready to assist you.

For support, please refer to the contact information provided in your purchase documentation or through the official LIGE Smartwatch app.

Related Documents - EF12-H

	<p>LIGE GPS Smartwatch: GloryFitPro App Installation and User Guide</p> <p>A comprehensive guide for LIGE GPS Smartwatches, detailing the download, installation, and usage of the GloryFitPro app. Learn how to register, log in, bind your device, and configure watch settings, along with important GPS notes and FCC compliance information.</p>
	<p>LIGE BT Call Smartwatch User Manual - Setup and Operation</p> <p>Comprehensive user manual for the LIGE BT Call Smartwatch, covering app download, Bluetooth pairing, device operation, and features. Learn how to set up and use your LIGE smartwatch.</p>
	<p>LIGE Smartwatch User Manual and Product Information</p> <p>Comprehensive guide for the LIGE Smartwatch, covering setup, features, and support information. Learn how to adjust your strap and access tutorials.</p>
	<p>LIGE Men's Smart Watch 189 (I9) - User Manual & Features</p> <p>Comprehensive user guide for the LIGE Men's Luxury Smart Watch 189 (I9). Covers features like full circle touch screen, Bluetooth calls, waterproof design, fitness tracking, and compatibility with Android/iOS.</p>
	<p>LIGE Kids Calling Smartwatch User Manual: Features, Setup, and Operation</p> <p>Comprehensive user guide for the LIGE 2024 Kids Calling Smartwatch. Learn how to set up, connect, and use features like calling, games, and activity tracking on your child's smartwatch. Compatible with iOS and Android.</p>
	<p>LIGE SML21 Smartwatch User Manual - Features, Setup, and Safety</p> <p>Comprehensive user manual for the LIGE SML21 Smartwatch. Learn how to charge, pair, use features like notifications, health monitoring, and customize settings. Includes setup guides and safety precautions.</p>