

## Manuals+

[Q & A](#) | [Deep Search](#) | [Upload](#)

[manuals.plus](#) /

› [Aheaplus](#) /

› [Aheaplus L Shaped Desk Gaming Desk with LED Light & Power Outlet - User Manual](#)

## Aheaplus L Shaped Desk Gaming Desk 59Inch


# Aheaplus L Shaped Desk Gaming Desk with LED Light & Power Outlet - User Manual

Model: L Shaped Desk Gaming Desk 59Inch

## INTRODUCTION

---

This manual provides detailed instructions for the assembly, operation, and maintenance of your Aheaplus L Shaped Desk Gaming Desk. Please read this manual thoroughly before assembly and use to ensure proper function and safety. The Aheaplus L Shaped Desk is designed for home office, gaming, and general use, featuring integrated LED lighting, power outlets, and versatile storage options.



This image provides an overall view of the Aheaplus L Shaped Desk, highlighting its design, integrated LED lighting, and various storage components in a typical setup.

## SAFETY INFORMATION

Always follow the assembly instructions carefully. Do not attempt to assemble the desk without proper tools and knowledge. When using the power outlets and USB ports, ensure that the desk is properly grounded and do not overload the outlets. Keep the desk away from water and heat sources to prevent electrical hazards. Always unplug the desk when not in use or when performing maintenance.

- Ensure all connections are secure before use.
- Do not exceed the electrical load capacity of the integrated power outlets.
- Keep children and pets away from the desk during assembly.
- Avoid placing hot items directly on the desk surface without protection.

## PACKAGE CONTENTS

---

Before beginning assembly, verify that all components listed below are present and undamaged. If any parts are missing or damaged, please contact customer service.

- Desk Panels (L-shaped sections, hutch panels)
- Metal Frame Components
- Assembly Hardware (screws, bolts, nuts, washers)
- Assembly Tools (e.g., Allen wrench)
- LED Light Strip
- Power Outlet Unit (with 3 AC outlets, 2 USB ports, 6.5ft power cord)
- Storage Bag
- Headphone Hooks
- Instruction Manual


## **SETUP AND ASSEMBLY**

---

Assembly is required for this product. It is recommended to have a second person assist with assembly for ease and safety. All necessary hardware and tools are included. Follow the step-by-step instructions provided in the separate assembly guide.

### **Reversible Design**

The L-shaped desk features a reversible design, allowing the top hutch and the longer desk section to be configured on either the left or right side to best suit your space and needs. Refer to the assembly guide for specific instructions on configuring the desk in your desired orientation.

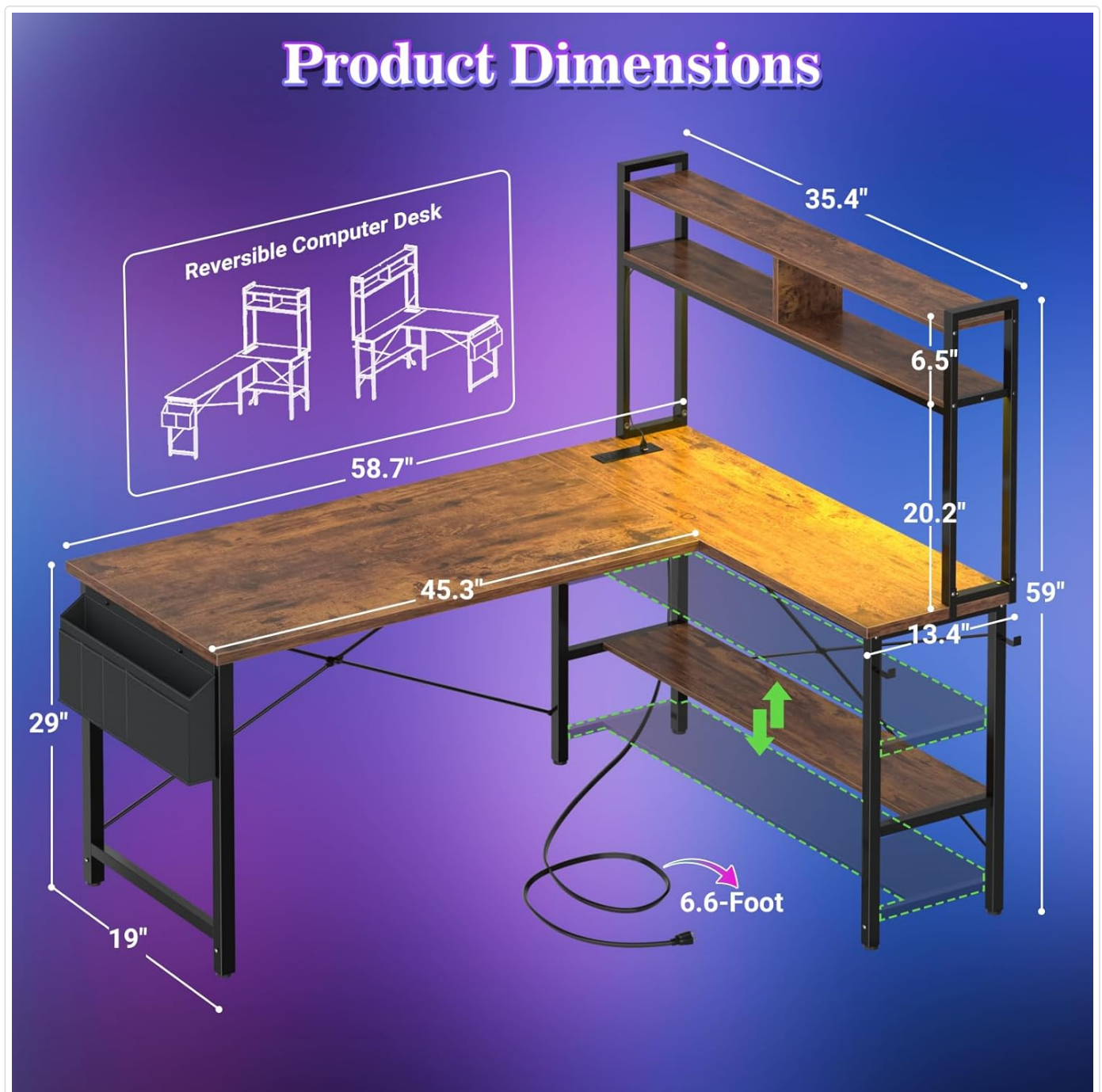


This image illustrates the reversible design of the L-shaped desk, showing how the longer section and hutch can be positioned on either the left or right side to adapt to different room layouts.

## Product Dimensions

The overall dimensions of the assembled desk are approximately 18.9"D x 59"W x 59.13"H. The spacious desktop sections can accommodate multiple monitors or laptops. Ensure you have adequate space for the desk in your chosen location.

# Product Dimensions




This diagram provides a detailed overview of the desk's dimensions, including the length and width of the main desktop sections, the height of the hutch, and the depth of the shelves.

## OPERATING INSTRUCTIONS

### LED Lighting System

The desk features integrated LED lighting. This system supports smart app control, offering over 60,000 colors and multiple flashing modes. The LED lights also include a music sync function, allowing the colors to change with the rhythm of sound and music. A timer function is also available for scheduled operation.



**59 Inch L Shaped Gaming Desk with LED Lights**  
Over 60000 colors and 29 flashing modes for your to choose.

APP Control    Over 60,000 Colors    Built-in Mic    Music Sync    Timing Function    Multiple Dynamic Modes

The image shows a modern gaming desk setup. The desk is L-shaped with a dark wood-grain top and black metal legs. It features a built-in power strip on the left side. A gaming chair is positioned in front of the desk. The desk is illuminated with vibrant purple and blue LED lights. A shelf above the desk holds various collectibles, including action figures and a robot. A monitor and a smaller screen are placed on the desk, both displaying a character from a game. A smartphone is shown on the left, displaying a color selection app.

This image displays the desk with its LED lights active, showcasing the range of colors and the ambient lighting effect they create for a gaming or work environment.

### Integrated Power Outlet and USB Ports

The desk is equipped with a built-in power strip featuring 3 standard AC outlets and 2 USB ports. This allows for convenient charging of electronic devices such as phones, computers, headsets, and power banks directly from your desk. The power unit includes a 6.5-foot power cord for flexible placement.

## BUILT-IN POWER OUTLET

With 3 Outlets & 2 USB Ports



This close-up image highlights the integrated power outlet unit, detailing the three AC outlets and two USB ports, demonstrating their use for charging various electronic devices.

### Storage Features

The desk offers ample storage solutions to keep your workspace organized:

- **4-Tier Open Shelves:** Located on the hutch and under the desk, these shelves provide space for books, magazines, plants, and gaming gear.
- **Adjustable Storage Shelf:** One of the under-desk shelves is adjustable to accommodate items of different heights.
- **Storage Bag:** A fabric storage bag is included, ideal for holding office essentials or small accessories.
- **Headphone Hooks:** Convenient hooks are provided for hanging headphones or other accessories, keeping them within reach and off the desktop.

# POWERFUL STORAGE SPACE



**2-Tier Storage Shelves**



**Under Desk Bookshelf**



**Fabric Storage Bag**



**Headphone Hooks**

This image collage illustrates the various storage components of the desk, including the upper and lower shelves, the hanging storage bag, and the headphone hooks, demonstrating how they can be used to organize items.



### Adjustable Storage Shelf

This image highlights the adjustable storage shelf feature, showing how its height can be modified to accommodate different items.

## MAINTENANCE

To ensure the longevity and appearance of your Aheaplus L Shaped Desk, follow these maintenance guidelines:

- **Cleaning:** Wipe the desk surfaces with a dry cloth. Avoid using harsh chemicals or abrasive cleaners, which can damage the finish.
- **Spills:** Immediately wipe up any spills to prevent staining or damage to the engineered wood.
- **Heat and Moisture:** Keep the desk away from direct heat sources and excessive moisture. Use coasters for drinks and protective pads for hot items.
- **Electrical Components:** Regularly check the power cord and outlet unit for any signs of damage. If damage is found, discontinue use and contact customer service.
- **Structural Integrity:** Periodically check all screws and bolts to ensure they remain tight. Retighten if necessary to maintain stability.

## TROUBLESHOOTING

---

If you encounter any issues with your Aheaplus L Shaped Desk, please refer to the following common solutions or contact customer service for assistance.

- **Desk Instability/Wobbling:**

- Ensure all assembly screws and bolts are fully tightened.
- Verify the desk is placed on a level surface. Adjust any leveling feet if present.

- **LED Lights Not Functioning:**

- Check if the LED strip is properly connected to its power source.
- Ensure the power outlet is receiving power.
- Verify the app control or remote control is functioning correctly and paired.

- **Power Outlets/USB Ports Not Working:**

- Confirm the desk's main power cord is securely plugged into a functional wall outlet.
- Check for tripped circuit breakers in your home.
- Avoid overloading the outlets with too many high-power devices.

- **Missing or Damaged Parts:**

- If your item arrives damaged, scratched, or with missing parts, please contact Aheaplus customer service immediately for replacement parts or further assistance.

## SPECIFICATIONS

---

<b>Brand</b>	Aheaplus
<b>Model</b>	L Shaped Desk Gaming Desk 59Inch
<b>Product Dimensions</b>	18.9"D x 59"W x 59.13"H
<b>Color</b>	Rustic Brown (This manual applies to all color variants of the 59-inch model)
<b>Style</b>	Modern
<b>Base Material</b>	Alloy Steel
<b>Top Material Type</b>	Engineered Wood
<b>Finish Type</b>	Powder Coated
<b>Special Features</b>	Built-In USB Outlet, LED Lights, Reversible Design, Storage Shelves
<b>Included Components</b>	Storage Shelves, Power Outlet, LED Strip, Headphone Hook, Storage Bag
<b>Number of Shelves</b>	3 (plus hutch shelves)
<b>Required Assembly</b>	Yes
<b>Includes Assembly Tools</b>	Yes
<b>Product Care Instructions</b>	Wipe with Dry Cloth

## WARRANTY AND SUPPORT

---

Aheaplus is committed to providing quality products and customer satisfaction. For any questions regarding product warranty, please refer to the warranty information provided at the time of purchase or contact Aheaplus customer service directly.

If you experience any issues with your desk, including damaged, scratched, or missing parts, our experienced customer service team is available to assist you. Please have your purchase information and model number ready when contacting support.

**Contact Information:** Please refer to the contact details provided on the Aheaplus official website or your purchase documentation for the most up-to-date customer service contact methods.

