

NEEWER SL50

NEEWER BASICS SL50 21-inch Magnetic RGB Light Wand User Manual

Model: SL50

[Contents](#) [Features](#) [Setup](#) [Operation](#) [Maintenance](#) [Overview](#) [Package](#) [Troubleshooting](#) [Specifications](#) [Warranty & Support](#)

1. PRODUCT OVERVIEW

The NEEWER BASICS SL50 is a 21-inch magnetic RGB light wand designed for various lighting applications. It offers adjustable brightness and color temperature, along with 51 RGB effects. This light wand is suitable for light painting, studio photography, vlogging, live streaming, and event lighting.




Image 1.1: NEEWER BASICS SL50 RGB Light Wand in use.

Key Features:

- Adjustable brightness and color temperature (2700K, 4000K, 6500K).
- 51 RGB effects, including 36 dynamic and 15 static colors.

- High CRI of 95 for accurate color rendering.
- Portable and lightweight design (13oz / 370g).
- Built-in 4000mAh rechargeable battery for up to 105 minutes of continuous use at full brightness.
- Multiple mounting options: 1/4" threaded holes on both ends and magnetic attachment.


2. PACKAGE CONTENTS

Verify that all items are present in the package:


- 1 x NEEWER BASICS SL50 RGB Light Wand
- 1 x USB-A to USB-C Charging Cable
- 1 x Lanyard
- 1 x User Manual (this document)

SPECIFICATIONS


Model	SL50
Item Type	RGB Light Wand
Power	14W
Power Input	DC 5V/2A
Illuminance	840lux/0.5m
CRI	95
Color Temperature	6500K, 2700K, 4000K
FX Mode Button	36 Dynamic RGB Effects
RGB Mode Button	15 Static RGB Effects
Battery Capacity	3.7V 4000mAh 14.8Wh
Continuous Runtime	105Min
Weight	13oz/370g
Dimensions	21.1"x1.7"x1.7" / 535x44x44mm




PACKAGE CONTENTS



1 x SL50 RGB Video Light



1 x USB A to USB C
Charging Cable



1 x Lanyard

Image 2.1: Contents of the NEEWER BASICS SL50 package.

3. SETUP

3.1 Initial Charging

Before first use, fully charge the light wand. Connect the provided USB-A to USB-C charging cable to the

USB-C port on the light wand and to a compatible USB power source (e.g., USB power adapter, car charger, portable charger, or computer USB port). The charging indicator will show the charging status.



Image 3.1: USB Type-C charging port and battery information.

3.2 Mounting Options

- **Handheld Use:** The lightweight design allows for comfortable handheld operation. Attach the lanyard for added security.
- **Tripod/Light Stand Mounting:** The light wand features 1/4" threaded holes on both ends. Attach it to a compatible tripod or light stand for stable positioning.
- **Magnetic Attachment:** The light wand can be magnetically attached to ferrous metal surfaces for flexible placement, such as for high-angle or overhead shots.

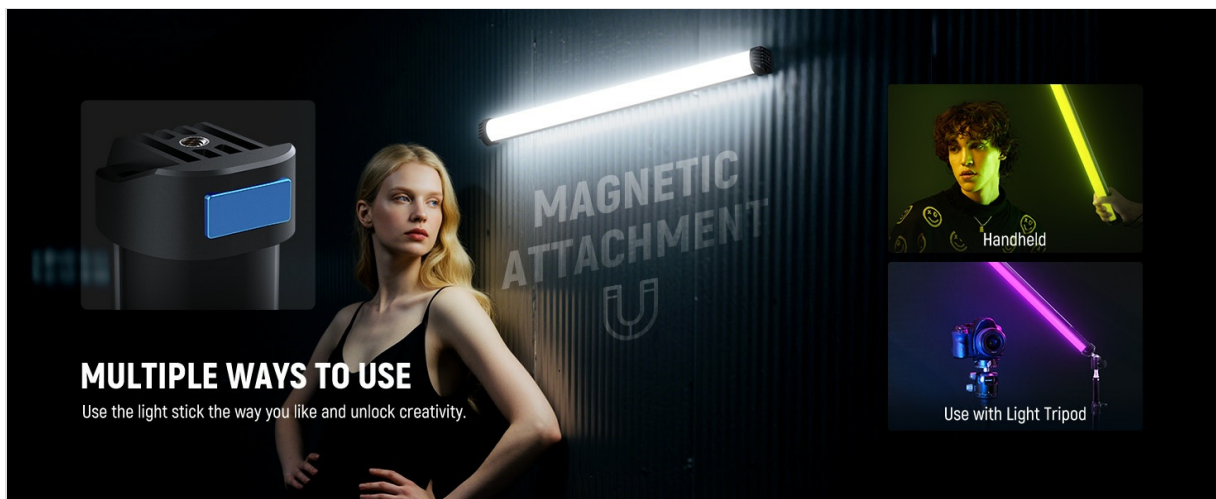


Image 3.2: Various mounting methods for the light wand.

4. OPERATING INSTRUCTIONS

4.1 Controls Overview

The light wand features intuitive buttons for power, mode selection, and brightness adjustment.

- **On/Off Button:** Press to power the device on or off.
- **CCT Mode Button:** Cycles through color temperature modes (2700K, 4000K, 6500K).
- **RGB Mode Button:** Cycles through 15 static RGB colors.
- **FX Mode Button:** Cycles through 36 dynamic RGB effects.

- **Up/Down Buttons:** Adjust brightness levels or navigate through effects/colors depending on the active mode.

Your browser does not support the video tag.

Video 4.1: How-to video demonstrating the operation of the NEEWER SL50 light wand, including mode and brightness adjustments.

4.2 CCT Mode (Color Temperature)

Press the **CCT Mode** button to select between three color temperatures:

- **2700K:** Warm yellow light.
- **4000K:** Natural white light.
- **6500K:** Cool white light.

Use the **Up/Down** buttons to adjust the brightness in CCT mode. There are 13 levels of brightness adjustment.

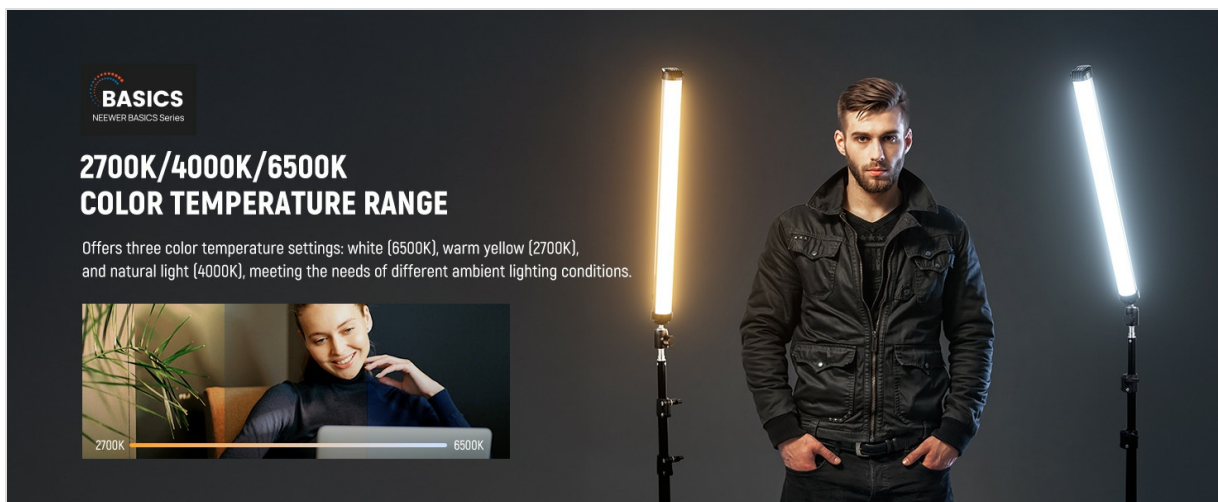


Image 4.2: Color Temperature Range (2700K/4000K/6500K).

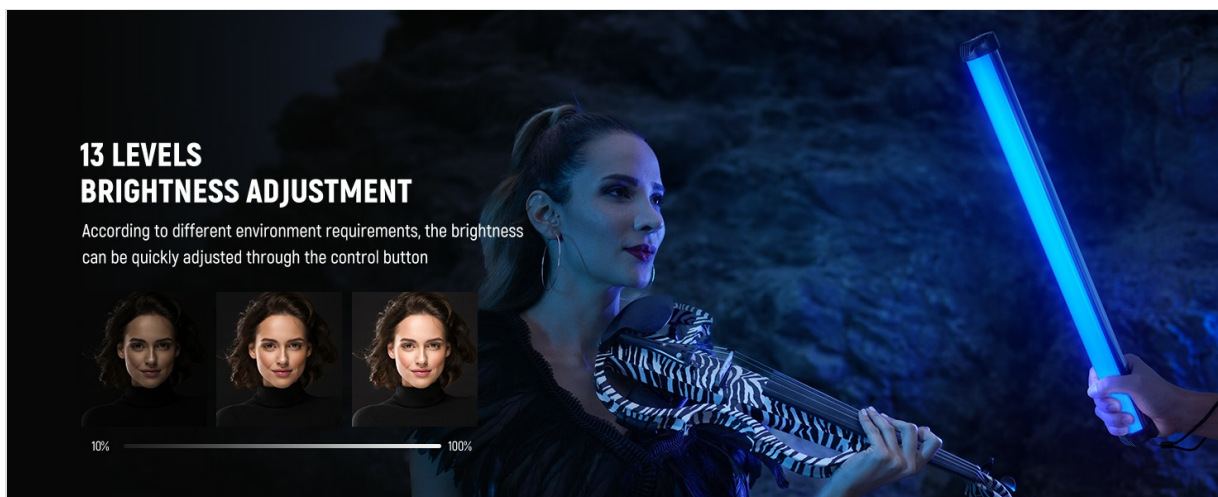


Image 4.3: Brightness Adjustment levels.

4.3 RGB Mode (Static Colors)

Press the **RGB Mode** button to cycle through 15 static RGB colors. Use the **Up/Down** buttons to adjust the brightness of the selected color.




Image 4.4: Static RGB Effects.

4.4 FX Mode (Dynamic Effects)

Press the **FX Mode** button to cycle through 36 dynamic RGB effects. These effects include various motion, flashing, and sound-sensitive modes. Use the **Up/Down** buttons to adjust parameters specific to each effect, such as speed or intensity, if applicable.




Image 4.5: Dynamic RGB Effects examples.

Your browser does not support the video tag.

Video 4.6: Overview video of the NEEWER Basics 21" Magnetic RGB Light Wand, demonstrating its features and versatility.

5. MAINTENANCE

- **Cleaning:** Use a soft, dry cloth to clean the surface of the light wand. Do not use abrasive cleaners or solvents.
- **Storage:** Store the device in a cool, dry place away from direct sunlight and extreme temperatures.
- **Battery Care:** To prolong battery life, avoid fully discharging the battery frequently. Recharge the device regularly, even if not in use for extended periods.
- **Water Resistance:** This product is not water-resistant. Avoid exposure to moisture or liquids.

6. TROUBLESHOOTING

Problem	Possible Cause	Solution
Light does not turn on.	Battery is depleted.	Charge the light wand using the provided USB-C cable.
Light output is dim.	Low battery or brightness setting is too low.	Recharge the battery. Increase brightness using the "Up" button.
Cannot change modes or effects.	Buttons not pressed correctly or device unresponsive.	Ensure buttons are pressed firmly. If unresponsive, power off and on the device.
Magnetic attachment is weak.	Surface is not ferrous metal or too thin.	Ensure attachment to a suitable metal surface. Avoid placing additional weight on the light wand when magnetically mounted.

7. SPECIFICATIONS

Feature	Detail
Model	SL50
Item Type	RGB Light Wand
Power	14W
Power Input	DC 5V/2A
Illuminance	840Lux/0.5m
CRI	95
Color Temperature	6500K, 2700K, 4000K
FX Mode Effects	36 Dynamic RGB Effects
RGB Mode Colors	15 Static RGB Effects
Battery Capacity	3.7V 4000mAh (14.8Wh)
Continuous Runtime	105 minutes (at 100% brightness)
Weight	13oz / 370g
Dimensions	21.1" x 1.7" x 1.7" (535x44x44mm)
Connectivity Technology	USB
Hardware Interface	USB
Country of Origin	China



Image 7.1: NEEWER BASICS SL50 Specifications.

8. WARRANTY AND SUPPORT

The NEEWER BASICS SL50 RGB Light Wand comes with a **1 Year Manufacturer Warranty**. For technical support, warranty claims, or further inquiries, please contact NEEWER customer service through their official website or the retailer where the product was purchased. Please retain your proof of purchase for warranty validation.