

## Manuals+

[Q & A](#) | [Deep Search](#) | [Upload](#)

manuals.plus /

- › [SKYWORTH](#) /
- › [SKYWORTH 86X8700G 86 Inch Google TV User Manual](#)

## SKYWORTH 86X8700G

# SKYWORTH 86X8700G 86 Inch Google TV User Manual

Model: 86X8700G

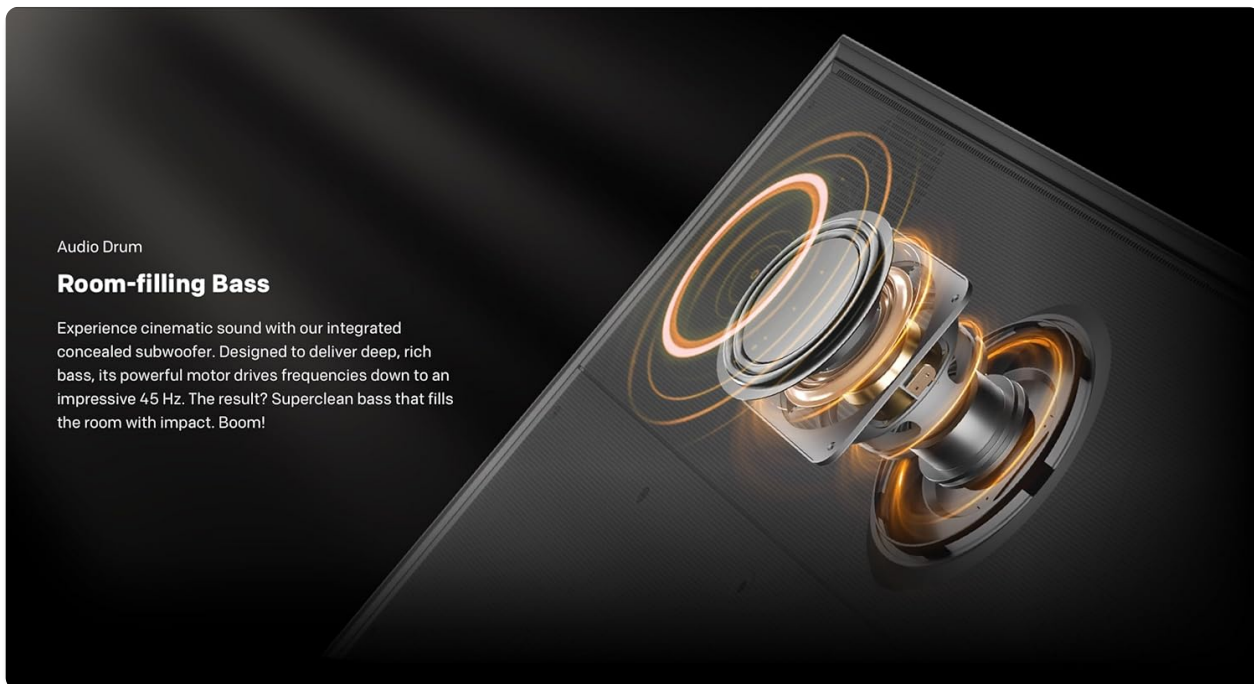
## 1. INTRODUCTION

Welcome to the user manual for your new SKYWORTH 86X8700G 86 Inch Google TV. This television is designed to provide an exceptional visual and audio experience, featuring advanced MiniLED display technology, a high 144Hz variable refresh rate, and a powerful 2.1.2 channel audio system with Dolby Atmos. Powered by Google TV, it offers seamless access to streaming services, integrated Chromecast, and hands-free voice control. This manual will guide you through the setup, operation, maintenance, and troubleshooting of your television to ensure optimal performance and enjoyment.

Audio Drum

### Room-filling Bass

Experience cinematic sound with our integrated concealed subwoofer. Designed to deliver deep, rich bass, its powerful motor drives frequencies down to an impressive 45 Hz. The result? Superclean bass that fills the room with impact. Boom!



Overview of the SKYWORTH 86X8700G 86 Inch Google TV's key features.

## 2. SAFETY INFORMATION

---

Please read all safety instructions carefully before using your television. Keep this manual for future reference.

- **Power Supply:** Ensure the power supply voltage matches the rating label on the TV.
- **Ventilation:** Do not block ventilation openings. Maintain adequate space around the TV for proper airflow.
- **Water and Moisture:** Do not expose the TV to rain or moisture. Do not place objects filled with liquids on the TV.
- **Heat Sources:** Keep the TV away from heat sources such as radiators, heat registers, stoves, or other apparatus that produce heat.
- **Cleaning:** Unplug the TV from the wall outlet before cleaning. Use a soft, dry cloth. Do not use liquid cleaners or aerosol cleaners.
- **Mounting:** If wall-mounting, ensure the wall mount is suitable for the TV's weight and installed by qualified personnel.
- **Children:** Supervise children to ensure they do not climb on the TV or stand.

## 3. PACKAGE CONTENTS

---

Verify that all items are present in the package:

- SKYWORTH 86X8700G 86 Inch Google TV
- Remote Control
- TV Stand (Base)
- Power Cord
- User Manual (this document)
- Quick Start Guide
- Screws for Stand Assembly

## 4. SETUP

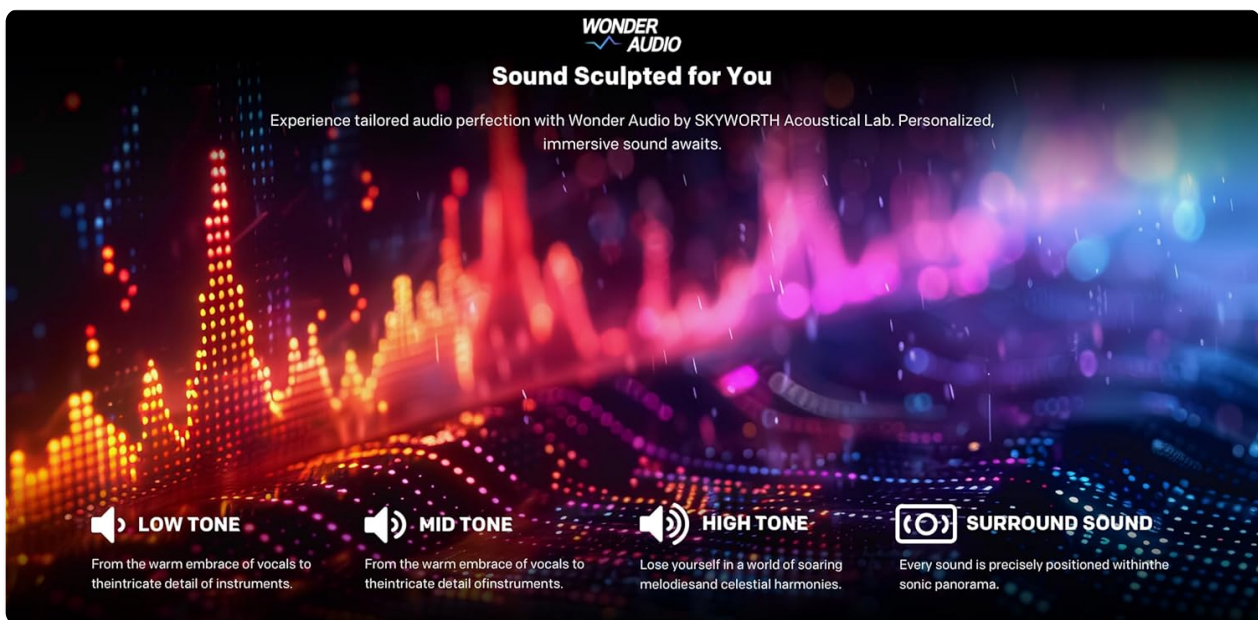
---

### 4.1 Physical Setup (Stand Assembly)

1. Carefully place the TV face-down on a soft, flat surface to prevent screen damage.
2. Attach the stand base to the TV using the provided screws. Ensure the stand is securely fastened.
3. With assistance, carefully lift the TV to an upright position and place it on a stable, level surface.

### 4.2 Connections

Connect your devices to the TV using the appropriate ports. The TV supports multiple HDMI 2.1 ports for high-speed connectivity.



Rear view of the TV with connection ports.

- **Power:** Connect the power cord to the TV and then to a wall outlet.
- **HDMI:** Connect external devices (e.g., gaming consoles, Blu-ray players) to the HDMI 2.1 ports.
- **Antenna/Cable:** Connect your antenna or cable TV signal to the DVB tuner input.
- **Ethernet (LAN):** For a stable internet connection, connect an Ethernet cable to the LAN port.
- **USB:** Connect USB storage devices for media playback.
- **Audio Output:** Use optical or HDMI eARC for external sound systems.

### 4.3 Initial Power On

After connecting all necessary cables, plug in the TV. Follow the on-screen instructions to complete the initial setup, including network connection (Wi-Fi or Ethernet), Google account login, and channel scanning.

## 5. OPERATING YOUR TV

### 5.1 Remote Control Overview

The remote control allows you to navigate the Google TV interface, adjust settings, and control playback. Familiarize yourself with the button layout for easy operation.


### 5.2 Google TV Interface

Your SKYWORTH TV runs on Google TV, providing a personalized home screen with content recommendations, access to popular streaming apps, and integrated Google Assistant.

Integrated Soundbar

## Hear Every Detail

Total seven speakers, especially extra four tweeters optimizing high frequencies, produce a wide frequency range that uncovers the rich details of every sound — just as if you were there in person.



The Google TV interface for easy content discovery.

- **Home Screen:** Access your favorite apps, movies, and shows.
- **Google Assistant:** Use hands-free voice commands to search for content, control smart home devices, and get information.
- **Chromecast Built-in:** Cast content from your smartphone or tablet directly to the TV.
- **App Store:** Download additional apps from the Google Play Store.

### 5.3 Picture Settings

Optimize your viewing experience with the advanced picture technologies of your TV.





QD-Mini LED technology for stunning visuals.



AI Picture enhancements for resolution, contrast, clarity, and color.

- **MiniLED Display:** Enjoy superior brightness, contrast, and color accuracy with precise local dimming.

- **Dolby Vision & HDR 10+:** Experience content with expanded contrast and a wider range of colors.
- **AI Picture:** The TV intelligently optimizes picture quality for various content types, enhancing resolution, contrast, clarity, and color.

## 5.4 Sound Settings

Immerse yourself in rich, dynamic audio with the TV's integrated sound system.



Wonder Audio for a sculpted sound experience.



Integrated soundbar with multiple speakers.





#### AI Super Resolution

Intelligently restores lost textures and details in images. Seamlessly transforms low-resolution films into high-resolution masterpieces.



#### AI Super Contrast

Dynamically enrich image depth and definition, delivering striking visual experience in every scene.



#### AI Super Clarity

Automatically optimize clarity through algorithms, enhance image sharpness and detail, ensuring crystal-clear visual experiences.



#### AI Super Color

Enriches and enhances color vibrancy, bringing images to life with stunning and true-to-life hues.

Audio Drum for deep, room-filling bass.

- **2.1.2 Channel Audio:** Enjoy a powerful 50W sound output through strategically placed speakers.
- **Dolby Atmos:** Experience multi-dimensional sound that flows around you.
- **Integrated Subwoofer:** Delivers deep, impactful bass for a cinematic audio experience.


## 5.5 Gaming Features

The 86X8700G is optimized for gaming with features designed for smooth, responsive gameplay.

# QD-Mini LED

## QD-Mini LED

Discover stunning visuals with QD-Mini LED technology. By combining the brilliant and bright colors of quantum dots with the precise light control provided by Mini-LED, it delivers an epic visual experience.



Gaming features for an enhanced experience.

- **144Hz Variable Refresh Rate (VRR):** Ensures ultra-smooth motion and eliminates screen tearing.
- **HDMI 2.1:** Supports high bandwidth for 4K@144Hz gaming.

- **Game Mode:** Automatically optimizes settings for gaming, reducing input lag.
- **Auto Low Latency Mode (ALLM):** Automatically switches to the lowest latency setting when a game console is detected.

### 5.6 Smart Features

Leverage the intelligence of Google TV for a connected and convenient experience.

- **Hands-free Voice Control:** Control your TV and smart home devices using just your voice.
- **Find My Remote:** A convenient feature to locate your remote control.
- **Dual Wi-Fi & Bluetooth 5.1:** Reliable wireless connectivity for streaming and accessories.
- **32GB Storage & 3GB RAM:** Ample space for apps and smooth multitasking.

## 6. MAINTENANCE

Proper maintenance ensures the longevity and optimal performance of your TV.

- **Screen Cleaning:** Gently wipe the screen with a soft, lint-free cloth. For stubborn marks, use a screen-specific cleaning solution applied to the cloth, not directly to the screen.
- **Cabinet Cleaning:** Use a soft, dry cloth to clean the TV cabinet.
- **Dusting:** Regularly dust the ventilation openings to prevent overheating.
- **Power Cord:** Inspect the power cord periodically for any damage. If damaged, contact customer support for replacement.
- **Software Updates:** Ensure your TV's software is up to date for the best performance and latest features. Updates are usually automatic via Wi-Fi.

## 7. TROUBLESHOOTING

If you encounter issues with your TV, refer to the following common solutions:

Problem	Possible Cause	Solution
No Power	Power cord disconnected; Power outlet faulty	Check power cord connection; Try a different outlet.
No Picture, Only Sound	Incorrect input source; Backlight issue	Verify input source; Contact support if issue persists.
No Sound, Only Picture	Volume muted/low; External audio system issue	Increase volume; Check external audio connections.
Remote Control Not Working	Dead batteries; Obstruction; Remote out of range	Replace batteries; Remove obstructions; Move closer to TV.
Network Connection Issues	Wi-Fi signal weak; Router issue; Incorrect password	Check Wi-Fi signal strength; Restart router; Re-enter password.

For more complex issues, please refer to the full troubleshooting guide on the manufacturer's website or contact customer support.

## 8. SPECIFICATIONS



Detailed technical specifications for the SKYWORTH 86X8700G 86 Inch Google TV:

- **Model:** 86X8700G
- **Brand:** SKYWORTH
- **Screen Size:** 86 Inches
- **Display Technology:** Mini LED
- **Resolution:** 4K UHD (3840 x 2160)
- **Refresh Rate:** 144Hz Variable Refresh Rate (VRR)
- **HDR Support:** Dolby Vision, HDR 10+
- **Operating System:** Google TV
- **Internal Storage:** 32GB
- **RAM:** 3GB
- **Audio System:** 2.1.2 Channel, 50W Total Output
- **Audio Technologies:** Dolby Atmos, Audio Drum
- **Connectivity:** HDMI 2.1 (multiple ports), USB, Ethernet (LAN), Dual Wi-Fi, Bluetooth 5.1, DVB-C/T/T2/S2 Tuner
- **Special Features:** Hands-free Voice Control, Google Assistant, Chromecast Built-in, Game Mode, Auto Low Latency Mode (ALLM), Find My Remote
- **Aspect Ratio:** 16:9
- **Product Dimensions (W x D x H):** 167.5 x 36.5 x 102 cm
- **Weight:** 35 kg
- **Country of Origin:** China

## 9. WARRANTY AND SUPPORT

Your SKYWORTH 86X8700G 86 Inch Google TV comes with a limited manufacturer's warranty. Please refer to the warranty card included in your package for specific terms and conditions, including coverage period and service procedures.

For technical support, service inquiries, or to purchase replacement parts, please contact SKYWORTH customer service through their official website or the contact information provided in your warranty documentation.

### Online Resources:

- Visit the official SKYWORTH website for FAQs, software updates, and additional support resources.
- Check the Google TV support pages for assistance with smart features and apps.