

[Manuals.plus](#) /

› [Piegricdiat](#) /

› Piegricdiat Q26 Invisible Sleep Headphones User Manual


Piegricdiat Q26

Piegricdiat Q26 Invisible Sleep Headphones User Manual

Model: Q26

PRODUCT OVERVIEW

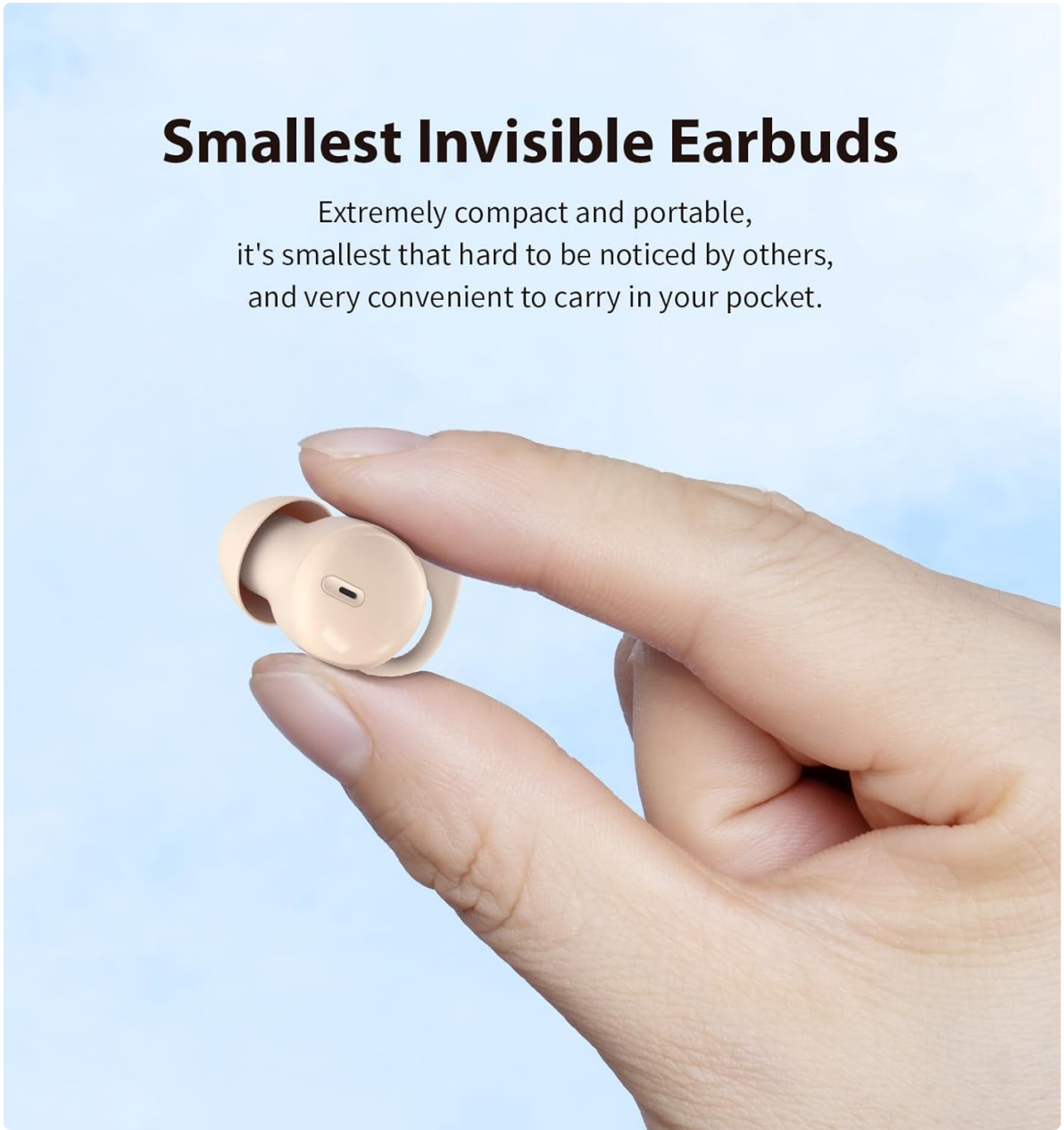
The Piegricdiat Q26 Invisible Sleep Headphones are designed for comfort and discretion, especially for side sleepers. Featuring Bluetooth 5.3 connectivity, these mini earbuds offer noise blocking capabilities and a secure fit for various activities, including sleeping and working.



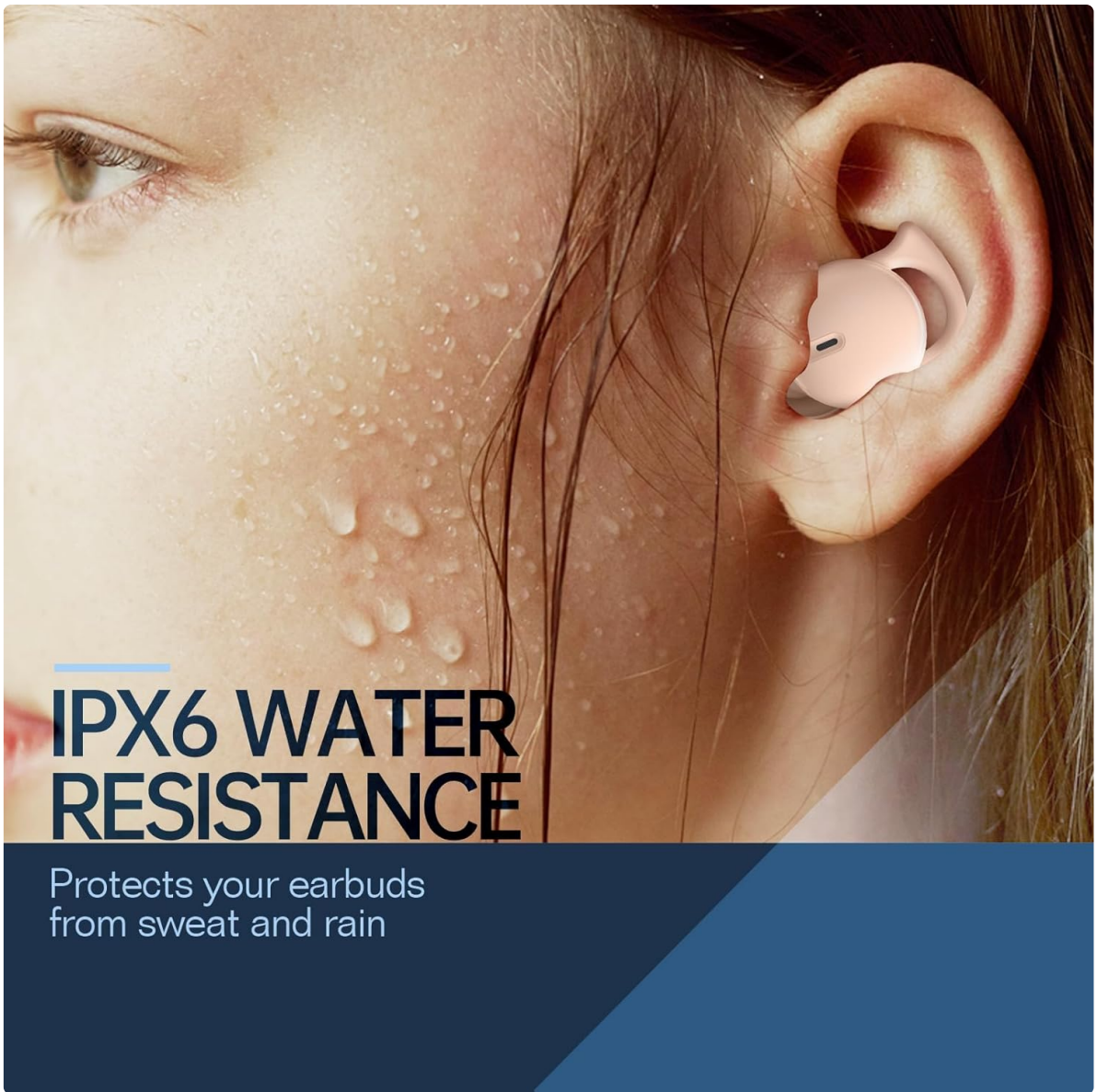
This image displays the Piegricdiat Q26 Invisible Sleep Headphones from two angles. The left earbud shows the outer casing with control sensors, while the right earbud highlights the ergonomic design and ear tip for comfortable wear.

Smallest Invisible Earbuds

Extremely compact and portable,
it's smallest that hard to be noticed by others,
and very convenient to carry in your pocket.



A close-up of a hand holding one Piegricdiat Q26 earbud, demonstrating its extremely compact and portable design, making it discreet and easy to carry.



This image highlights the IPX6 water resistance of the Piegricdiat Q26 earbuds, showing water droplets on the skin around the earbud, indicating protection against sweat and light rain.

SETUP INSTRUCTIONS

1. Charging the Earbuds and Case

Before first use, fully charge the earbuds and charging case. Use the provided USB Type-C cable to connect the charging case to a power source.

- A full charge for the case typically takes 1 hour.
- The earbuds provide 6-8 hours of playback on a single charge.
- The charging case extends total battery life to approximately 40 hours.

Comfortable Sleep Earbuds

Accompanying you throughout the night



One charge lasts for 6-8 hours
40Hrs with Charging Case



Type C charging port
Fully charged in 1 hour



This image shows a woman sleeping with the earbuds, alongside the charging case, illustrating the 6-8 hours of earbud battery life and 40 hours with the case, charged via Type C in 1 hour.

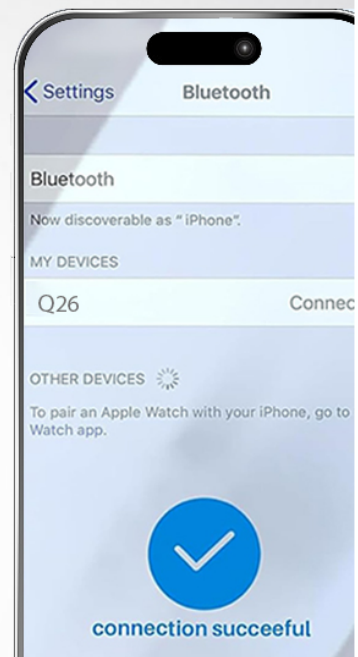
2. Bluetooth Pairing

Follow these steps to pair your Piegricdiat Q26 earbuds with your device:

1. Ensure the earbuds are charged and placed in the charging case.
2. Open the charging case. The earbuds will automatically enter pairing mode.
3. On your device (smartphone, tablet, laptop), enable Bluetooth.
4. Search for available Bluetooth devices and select 'Q26' from the list.
5. Once connected, you will hear a confirmation tone, and the earbuds will be ready for use.

One-Step Paring

Easily connect to various Bluetooth devices



The image displays the Piegricdiat Q26 charging case next to a smartphone screen showing a successful Bluetooth connection, highlighting the simple one-step pairing process with various devices.

3. Wearing the Earbuds

For optimal sound quality and comfort, ensure the earbuds are correctly inserted:

- Gently insert the earbud into your ear canal.
- Twist and tuck the earbud to ensure a snug and secure fit. The design accommodates small ear canals and prevents falling out during movement or sleep.



A diagram demonstrating the correct method for wearing the Piegricdiat Q26 earbuds, showing the 'insert' and 'tuck' steps for a secure and comfortable fit, even for small ear canals.

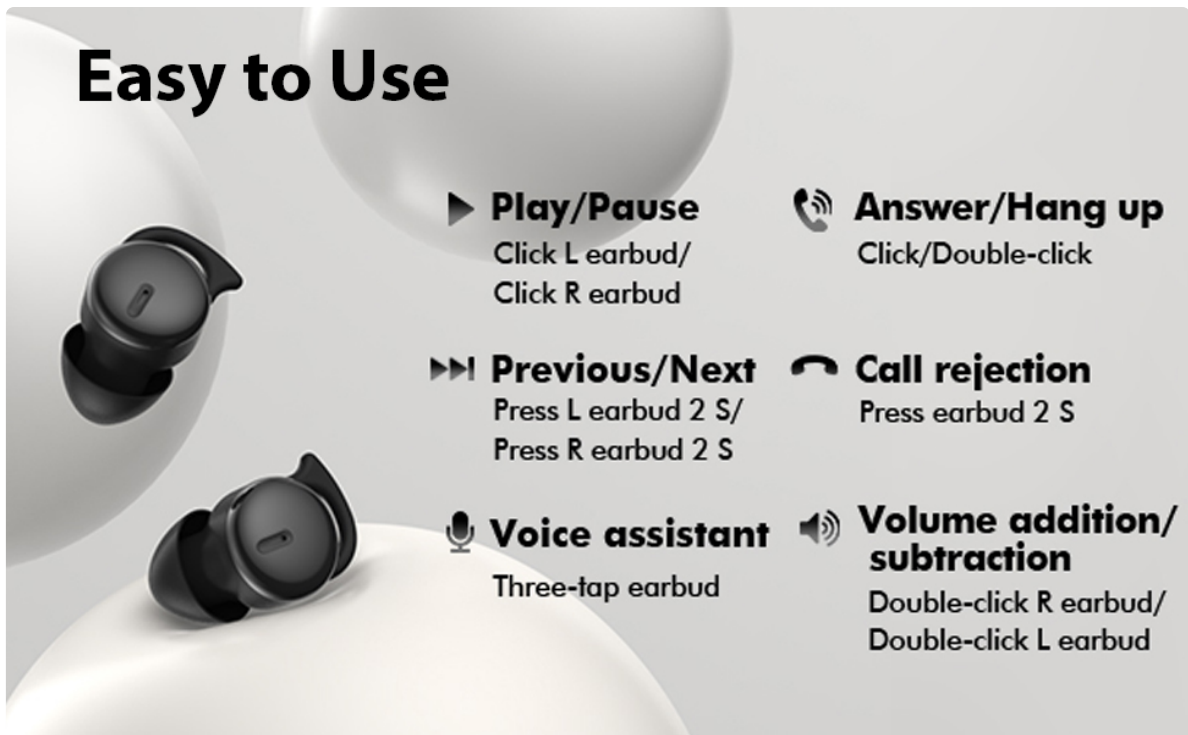
OPERATING INSTRUCTIONS

Touch Controls

The Piegricdiat Q26 earbuds feature intuitive touch controls for various functions:

| Action | Control |
|---------------------|---|
| Play/Pause | Click L earbud / Click R earbud |
| Previous/Next Track | Press L earbud for 2 seconds (Previous) / Press R earbud for 2 seconds (Next) |
| Answer/Hang Up Call | Click / Double-click |
| Reject Call | Press earbud for 2 seconds |
| Voice Assistant | Triple-tap earbud |
| Volume Up/Down | Double-click R earbud (Volume Up) / Double-click L earbud (Volume Down) |

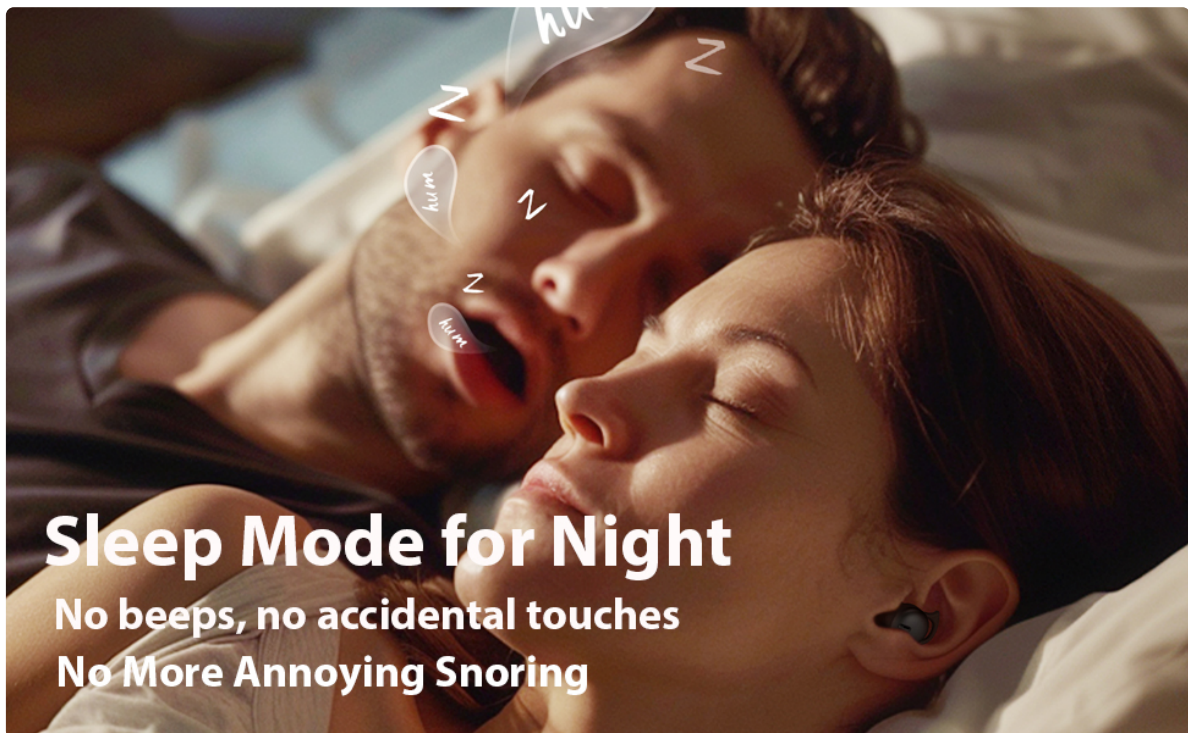
Easy to Use



This graphic illustrates the easy-to-use touch controls for the Piegricdiat Q26 earbuds, detailing actions like play/pause, answer/hang up calls, previous/next track, call rejection, voice assistant, and volume adjustment.

Sleep Mode

The earbuds are designed for comfortable sleep, featuring a 'Sleep Mode' that prevents accidental touches and eliminates disruptive beeps, ensuring an uninterrupted night's rest.



This image illustrates the noise-blocking capability of the Piegricdiat Q26 earbuds, showing a woman sleeping undisturbed next to a snoring partner, highlighting their effectiveness for peaceful sleep.

MAINTENANCE

Cleaning

- Regularly clean the earbuds and charging case with a soft, dry, lint-free cloth.

- Do not use abrasive cleaners, alcohol, or chemical solvents.
- Gently remove any earwax or debris from the ear tips and speaker mesh using a small, soft brush or cotton swab.

Water Resistance (IPX6)

The earbuds are rated IPX6 water-resistant, meaning they are protected against high-pressure water jets from any direction. This makes them suitable for use during workouts or in light rain. However, they are not designed for submersion in water.

- Do not intentionally submerge the earbuds in water.
- Ensure the charging port is dry before charging to prevent damage.

Storage

When not in use, store the earbuds in their charging case to protect them from dust, damage, and to keep them charged.

TROUBLESHOOTING

- **Earbuds not powering on/off or charging:** Ensure the charging case and earbuds are fully charged. Clean the charging contacts on both the earbuds and the case.
- **Earbuds continuously powering off:** This may indicate low battery. Fully charge both earbuds and the case. If the issue persists, try resetting the earbuds (refer to manufacturer's support for specific reset instructions).
- **Connection issues (glitching, losing connection):** Ensure the earbuds are within the Bluetooth range of your device. Disconnect and re-pair the earbuds. Try restarting your device.
- **Muffled sound:** Check if the ear tips are clean and properly seated in your ear. Try different sized ear tips for a better seal.
- **Sleep mode not activating:** Ensure you are performing the correct touch gesture for sleep mode activation as per the operating instructions. If the function is inconsistent, a factory reset might be necessary.
- **Uncomfortable fit:** Experiment with different ear tip sizes to find the most comfortable and secure fit for your ears.

SPECIFICATIONS

| Feature | Detail |
|-------------------|---------------------------------------|
| Model Number | Q26 |
| Bluetooth Version | 5.3 |
| Frequency Range | 20 Hz - 20,000 Hz |
| Audio Driver Type | Balanced Armature Driver |
| Special Features | Noise Cancellation, Waterproof (IPX6) |
| Earpiece Shape | Round |

| Feature | Detail |
|--------------------------------|---|
| Earbud Battery Life | 6-8 hours |
| Total Battery Life (with case) | Up to 40 hours |
| Charging Port | USB Type-C |
| Charging Time | Approx. 1 hour (case) |
| Compatible Devices | Smartphones, Tablets, Laptops, Desktops, Smart Speakers |
| Item Weight | 3.84 ounces (0.11 Kilograms) |
| Package Dimensions | 3.43 x 3.39 x 1.34 inches |
| UPC | 786570253939 |

WARRANTY INFORMATION

Please refer to the official Piegricdiat website or the product packaging for detailed warranty terms and conditions. Typically, warranty coverage addresses manufacturing defects under normal use.

CUSTOMER SUPPORT

For further assistance, technical support, or inquiries, please visit the official Piegricdiat support page or contact their customer service directly. Contact information can usually be found on the manufacturer's website or product packaging.