

## QYGCKJ X8

# QYGCKJ ERAZER X8 AI Translation Earbuds User Manual

Model: X8 (Item Model Number: X6)

Brand: QYGCKJ

## 1. INTRODUCTION

The ERAZER X8 AI Translation Earbuds are designed to provide seamless real-time language translation, alongside standard audio functions for music playback and phone calls. This manual provides detailed instructions for the proper setup, operation, and maintenance of your device to ensure optimal performance and user experience.



## 2. PACKAGE CONTENTS

Please verify that all items are present in your package:

- ERAZER X8 AI Translation Earbuds (Left and Right)
- Charging Case
- User Manual (This document)

## 3. PRODUCT OVERVIEW

The ERAZER X8 earbuds feature an open-ear design for comfort and situational awareness, integrating advanced AI for real-time language translation. They connect via Bluetooth 5.4, offering stable audio and communication.

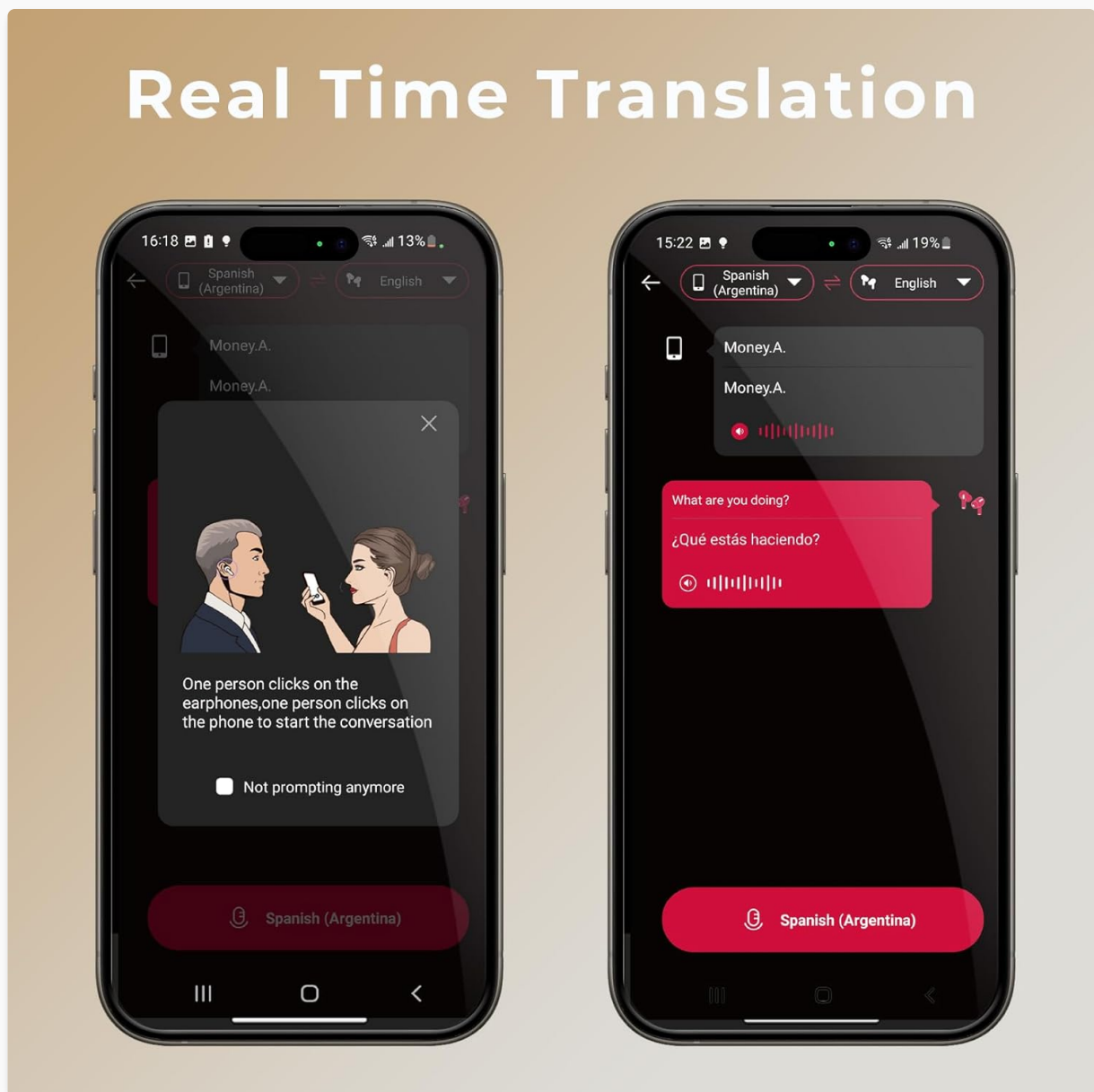


Image 3.1: The ERAZER X8 Earbuds, ready for use.

# 135 Languages List

Chinese  
English  
Japanese  
Korean  
French  
Spanish  
German  
Arabic  
Russian  
Thai  
Vietnamese  
Afrikaans  
Armenian  
Azerbaijani  
Bosnian  
Bulgarian  
Catalan  
Croatian  
Czech  
Danish  
Dutch  
Estonian  
Finnish  
Chinese  
English  
Japanese  
Korean  
French  
Spanish  
German  
Arabic  
Russian  
Thai  
Vietnamese  
Afrikaans  
Armenian  
Azerbaijani  
Bosnian  
Bulgarian  
Catalan  
Croatian  
Czech  
Danish  
Dutch  
Estonian  
Finnish



Swahili  
Swedish  
Tamil  
Turkish Turkish  
Ukrainian  
Urdu  
Welsh  
Amharic  
Arabic (United Arab Emirates)  
Arabic (Bahrain)  
Arabic (Algeria)  
Arabic (Egypt)  
Arabic (Israel)  
Arabic (Iraq)  
Arabic (Jordan)  
Arabic (Kuwait)  
Arabic (Lebanon)  
Arabic (Libya)  
Arabic (Morocco)  
Arabic (Oman)  
Arabic (Palestinian Authority)

Arabic (Qatar)  
Arabic (Syria)  
Arabic (Tunisia)  
Arabic (Yemen)  
Bengali  
German (Austria)  
German (Switzerland)  
English (Australia)  
English (Canada)  
English (UK)  
English (Ghana)  
English (Ireland)  
English (India)  
English (Kenya)  
English (Nigeria)  
English (New Zealand)  
English (Philippines)  
English (Singapore)  
English (Tanzania)  
English (South Africa)  
Spanish (Argentina)  
Spanish (Bolivia)  
Spanish (Chile)

Spanish (Colombia)  
Spanish (Costa Rica)  
Spanish (Cuba)  
Spanish (Dominican Republic)  
Spanish (Ecuador)  
Spanish (Equatorial Guinea)  
Spanish (Guatemala)  
Spanish (Honduras)  
Spanish (Mexico)  
Spanish (Nicaragua)  
Spain Panama  
Spanish (Peru)  
Spanish (Puerto Rico)  
Spanish (Paraguay)  
Spanish (El Salvador)  
Spanish (United States)  
Spanish (Uruguay)  
Spanish (Venezuela)  
Basque  
Filipino  
French (Belgium)  
French (Canada)  
French (Switzerland)  
Irish  
Gujarati  
Italian (Switzerland)  
Javanese  
Georgian  
Khmer  
Lao  
Malayalam  
Mongolian  
Maltese  
Burmese  
Norwegian (Literary)  
Dutch  
Pashto  
Portuguese (Brazil)  
Sinhala  
Somali  
Albanian  
Swahili (Tanzania)  
Telugu  
Uzbek  
Zulu

Image 3.2: The ERAZER X8 Earbuds securely placed within their charging case.

## 4. SETUP

### 4.1. Charging the Earbuds

Before first use, fully charge the earbuds and the charging case. Place the earbuds into the charging case. Connect the charging case to a power source using a compatible USB cable (not included). The indicator lights on the case will show the charging status.

### 4.2. Pairing with Your Device

1. Ensure the earbuds are charged and removed from the charging case.
2. Activate Bluetooth on your smartphone or tablet.
3. Search for available Bluetooth devices. The earbuds should appear as "ERAZER X8" or similar.
4. Select the earbuds to pair. A voice prompt will confirm successful connection.

### 4.3. App Installation and Initial Setup

For translation functionalities, you must download and install the dedicated ERAZER translation application on your iOS or Android device. Refer to the packaging or a quick start guide for the app's name or QR

code. An active internet connection is required for all translation features.

## 5. OPERATING INSTRUCTIONS

### 5.1. Basic Audio Functions

- **Music Playback:** Once paired, the earbuds will function as standard Bluetooth headphones for playing audio from your device.
- **Phone Calls:** Answer, end, or reject calls using the touch controls on the earbuds (refer to the app or quick start guide for specific gestures).

### 5.2. Translation Modes

The ERAZER X8 earbuds support multiple translation modes via the companion application:

#### 5.2.1. Real-time Translation

This mode facilitates dynamic conversations between two or more individuals speaking different languages. The app displays the translated text, and the earbuds provide audio translation.

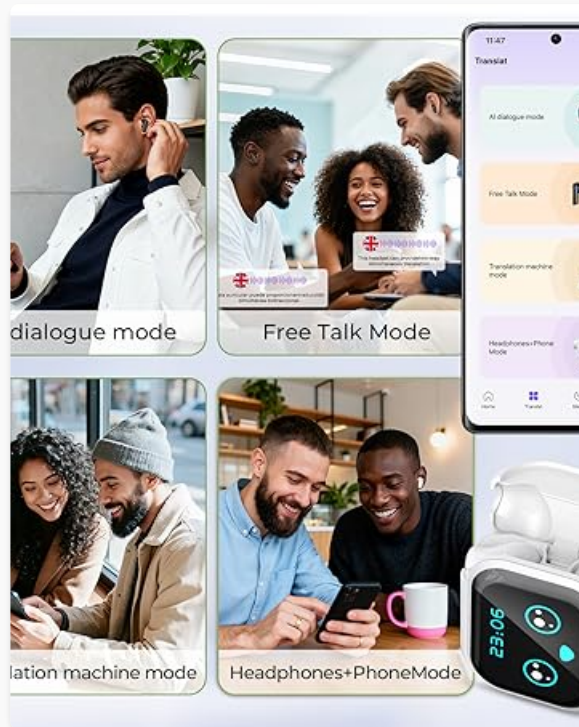


Image 5.1: Real-time translation interface on the companion app.

#### 5.2.2. AI Dialogue Mode

Engage in conversations with an AI assistant for information, inspiration, or answers to questions. This mode acts as a voice consultant.




Image 5.2: AI Dialogue Mode interface.

### 5.2.3. Translation Machine Mode

Ideal for meetings or daily conversations, this mode helps break down language barriers by providing continuous translation. It is suitable for scenarios requiring sustained communication.



Image 5.3: Translation Machine Mode in use during a meeting.

### 5.2.4. Face-to-Face Translation

For direct conversations, one earbud can be shared with another person. Both users can then converse in their native languages, with translations provided in real-time.




Image 5.4: Face-to-Face Translation in action.

### 5.3. Language Support

The ERAZER X8 earbuds support translation across 135 languages. The full list of supported languages is available within the companion application.




Image 5.5: Partial list of supported languages.

## 6. COMFORT AND AUDIO FEATURES

The ERAZER X8 earbuds are designed for comfort and high-quality audio:

- **Ergonomic Design:** The open-ear design ensures a comfortable fit for extended wear, reducing strain and discomfort.

- **HD Stereo Sound:** Equipped with 16mm dynamic drivers, the earbuds deliver 360° Hi-Fi stereo audio with clear mids, a broad soundstage, and crisp highs.
- **Directional Voice DT5.0:** This technology allows for clear listening without significant sound loss, enhancing the audio experience.




Image 6.1: Earbud showcasing Directional Voice DT5.0.

## 7. MAINTENANCE

To ensure the longevity and optimal performance of your ERAZER X8 earbuds, follow these maintenance guidelines:

- **Cleaning:** Regularly wipe the earbuds and charging case with a soft, dry, lint-free cloth. Avoid using abrasive materials or harsh chemicals.
- **Storage:** When not in use, store the earbuds in their charging case to protect them from dust and damage.
- **Avoid Moisture:** Do not expose the earbuds or charging case to water or excessive moisture.
- **Charging:** Use only appropriate charging cables and power adapters.

## 8. TROUBLESHOOTING

If you encounter issues with your ERAZER X8 earbuds, refer to the following common problems and solutions:

- **Earbuds not pairing:**
  - Ensure earbuds are charged and out of the case.
  - Turn off and on your device's Bluetooth.
  - Forget the device in your Bluetooth settings and attempt to pair again.
- **No sound or poor sound quality:**
  - Check the volume levels on both the earbuds and your connected device.
  - Ensure earbuds are properly seated in your ears.
  - Reconnect the earbuds to your device.
- **Translation not working:**
  - Verify that the ERAZER companion app is installed and running.
  - Ensure your device has an active internet connection.
  - Check microphone permissions for the app on your device.
  - Confirm the correct source and target languages are selected in the app.
- **Earbuds not charging:**
  - Ensure the charging cable is securely connected to both the case and the power source.
  - Verify that the earbuds are correctly placed in the charging case.
  - Try a different charging cable or power adapter.

## 9. SPECIFICATIONS

Feature	Specification
Model Number	X6
Connectivity	Bluetooth 5.4
Translation Languages	135+ languages (via app)
Audio Drivers	16mm Dynamic Drivers
Battery Type	Lithium Polymer (1 required, included)
Item Weight	5.3 ounces
Package Dimensions	5.71 x 4.13 x 2.05 inches
Manufacturer	QYGCKJ

## 10. WARRANTY AND SUPPORT

The ERAZER X8 AI Translation Earbuds come with a standard manufacturer's warranty. For specific warranty terms, please refer to the warranty card included in your product packaging or contact QYGCKJ customer support.

For technical support, troubleshooting assistance, or further inquiries, please visit the official QYGCKJ website or contact their customer service department. Contact information can typically be found on the product packaging or the brand's official online presence.