

## Bazyths ZYS1 Mini

# Bazyths ZYS1 Mini Smart Compact Toilet Instruction Manual

Model: ZYS1 Mini

## 1. PRODUCT OVERVIEW

The Bazyths ZYS1 Mini Smart Compact Toilet is designed to enhance your bathroom experience with advanced features and a space-saving design. This one-piece toilet integrates a built-in bidet, automatic lid operation, and various comfort functions.



Figure 1: Bazyths ZYS1 Mini Smart Compact Toilet, showcasing its compact 23-inch depth.

### Compact and Space-Saving Design

The ZYS1 Mini is specifically engineered for small bathrooms and tight spaces, offering a shallow depth of 23.23 inches to maximize usability in powder rooms and compact areas.

### Designed for Small Spaces: Compact Yet Smart


Perfect for apartments,  
rental homes,  
and compact bathrooms.



Figure 2: Dimensional comparison illustrating the compact design of the ZYS1 Mini against a standard toilet.

Wider Seat for Enhanced Comfort

Featuring a 3.54-inch extra-wide seat, this toilet provides improved comfort and support, suitable for various users including seniors, pregnant individuals, and those with larger body types.



### Why the ZYS1 Mini Outshines Other Tankless Smart Toilets

Why a Built-in Tank Makes a Difference	Other Tankless Smart Toilets	ZYS1 Mini with Built-in Tank
Shorter flushing time	15s	9s
Lower water consumption	About 1.27 gallons	About 1.03 gallons
Stable flushing under high water pressure	Louder flushing noise	Normal flushing
Single flush in low-pressure environments	✗	✓
Powerful flushing with built-in pump	✗	✓

Figure 3: Comparison of the ZYS1 Mini's 3.54-inch wide seat with a narrower 2.95-inch seat from another small toilet.

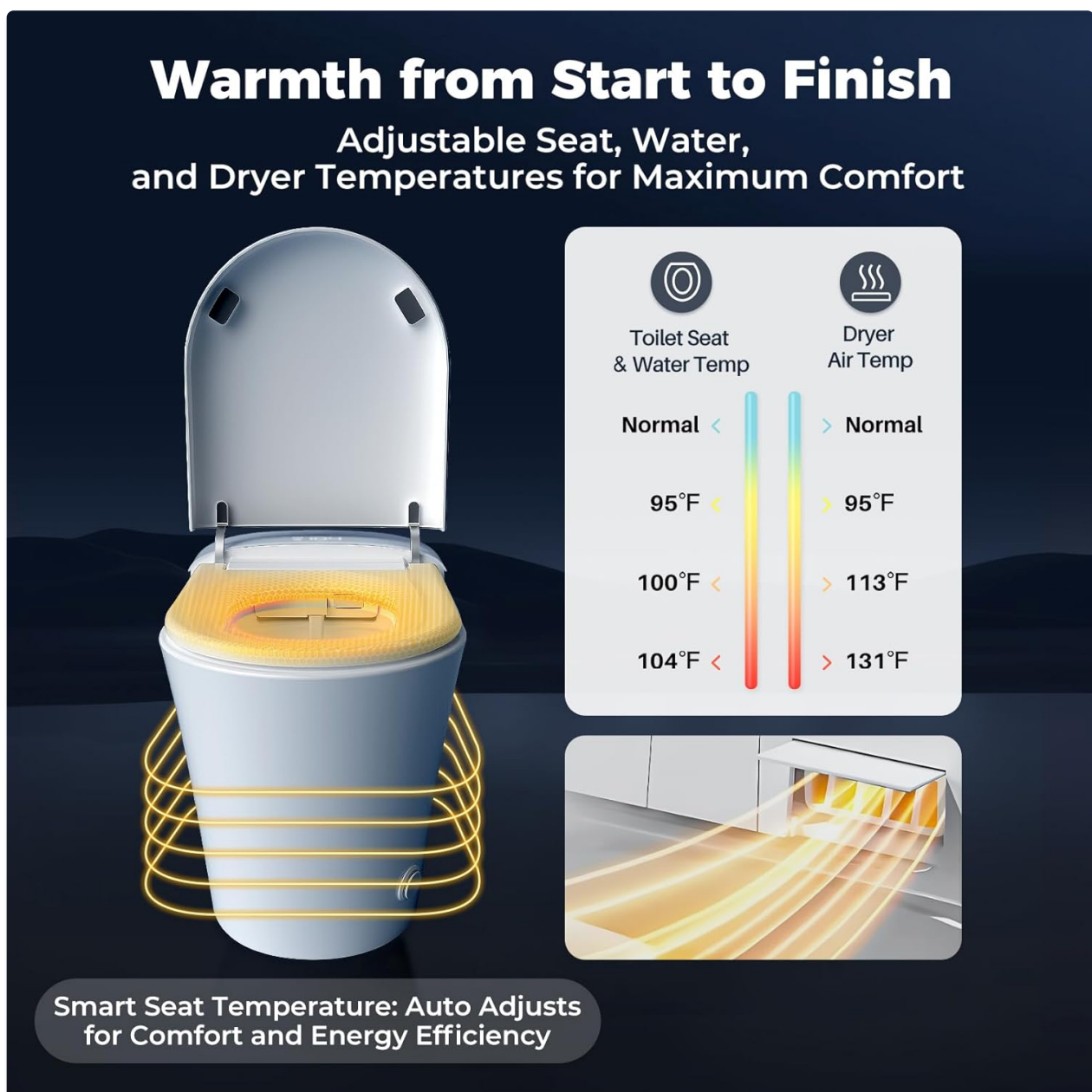
2. SETUP AND INSTALLATION

Included Components

- Smart Toilet Main Unit
- Remote Control
- Angle Valve & Tee Connector
- Sealing Flange & Mounting Accessory Kit
- User Manual

# Warmth from Start to Finish

Adjustable Seat, Water, and Dryer Temperatures for Maximum Comfort



**Smart Seat Temperature: Auto Adjusts for Comfort and Energy Efficiency**

Figure 4: Product dimensions and a list of included accessories for installation.

## Power Requirements

- The power cord is 1.2 meters (approximately 3.9 feet) long.
- The toilet operates on standard US voltage: 110V–120V.
- Ensure the electrical outlet is GFCI (Ground-Fault Circuit Interrupter) protected, either at the receptacle or in the breaker box, for safety.

## Remote Control Pairing

To pair the remote control with the toilet:

1. Plug in the power cord within 30 seconds after the toilet is powered on.
2. Press and hold the feminine wash button on the toilet's side panel until the display flashes once.
3. Then, press and hold the rear wash button on the toilet's side panel. The display screen will flash continuously.
4. While the display is flashing, press the power stop button on the remote control. Pairing is successful when the display stops flashing.

Your browser does not support the video tag.

Video 1: Instructions for pairing the remote control with the Bazyths ZYS1 Mini smart toilet.

### 3. OPERATING INSTRUCTIONS

#### Automatic Lid Opening/Closing and Foot Sensor

The toilet lid automatically opens when a user approaches. Both the lid and seat close automatically 2 minutes after the user leaves the sensor range. A foot sensor allows for touchless operation to open/close the lid or seat and to flush.



Figure 5: Automatic lid opening and foot sensor functionality for hygienic, touchless operation.



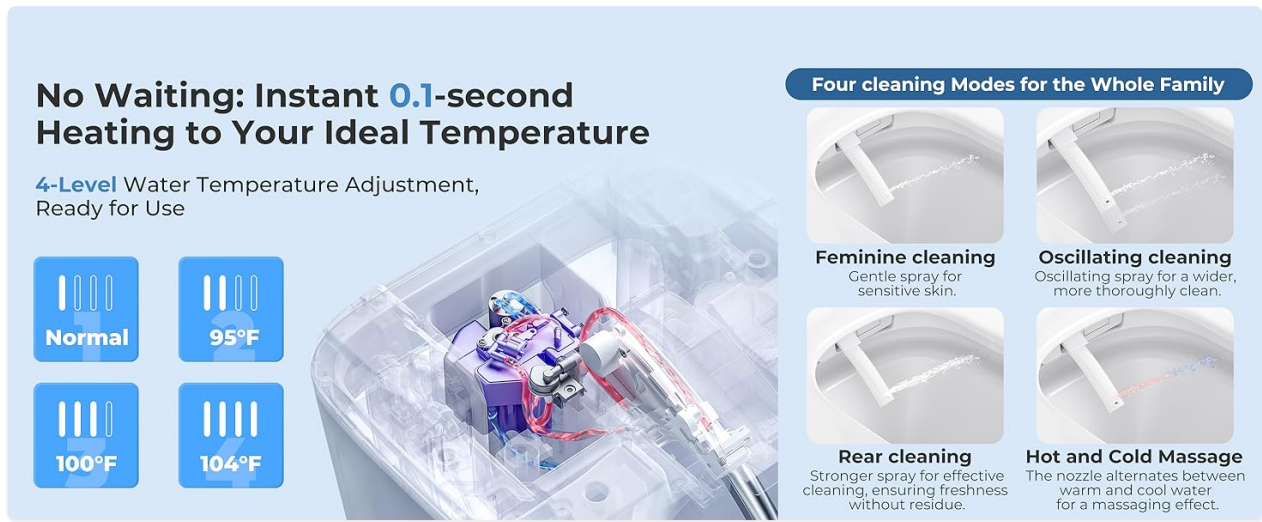


Figure 6: Detailed sequence of touch-free operation, including adjustable sensing range.

Your browser does not support the video tag.

Video 2: Demonstration of the automatic lid, foot sensor, and flushing features.

## Flushing System

The ZYS1 Mini features a built-in tank design, eliminating reliance on external water pressure and allowing operation even under zero water pressure conditions. It utilizes a water-saving flush of 1.03 gallons per use.

- **Off-Seat Flush:** The toilet automatically flushes when the user leaves the seat.
- **Quiet Operation:** The flushing system is designed to significantly reduce noise.



Figure 7: Illustration of the dual power flush system, including the built-in tank and assist water pump, designed for stable flushing under various water pressure conditions.

## Bidet Functions (Rear & Front Warm Water Cleaning)

Personalize your cleansing experience with four modes and adjustable settings:

- **Modes:** Rear wash, feminine wash, oscillating wash, and warm/cool wash.
- **Adjustable Settings:** Tailor spray position, water temperature (room temperature, 95°F, 100°F, 104°F), and pressure.

# Foam Shield: The Key to Splash Control & Odor Blocking

Bazyths' High-Density Foam for Superior Protection



Leak-proof  
Comfort



Antibacterial  
Protection



Odor Block  
Comfort



Anti-stick &  
Easy Clean



Cloud Foam, Odor & Bacteria  
Block, Splash-Proof



No Foam, Splashing Water

Figure 8: Automatic cleaning features, including adjustable water temperature and nozzle functions.

## 8-Layer Safety Protection

IPX4 Waterproof, No Need for Dry-Wet Separation

12V Safe Voltage for Electrical Safety



Seat Temperature  
Protection



Dry Burning  
Protection



Flame-Retardant  
Material



Leakage  
Protection



Water Temperature  
Protection



Voltage  
Protection



Air Temperature  
Protection



IPX4  
Waterproof

Figure 9: Instant heating for water and various cleaning modes for personalized hygiene.

### Heated Seat

The seat includes built-in temperature sensors that automatically adjust the seat temperature based on the

room's temperature, ensuring comfortable warmth. Automatic seat heating can be turned on or off via the remote control.

# Automatic Cleaning


## Water temperature regulation

Room Temperature

95°F

100°F

104°F




Hot and cold massage



Rear or Front Wash with Moving Nozzle



Detachable nozzle



Self-cleaning nozzle

Figure 10: Adjustable seat, water, and dryer temperatures for personalized comfort.

# Frameless LED Display & Gentle Night Guidance





Frameless LED Screen: Sleek, Simple, and Intuitive



Night Light: Gentle Guidance for Safe, Undisturbed Nights

Figure 11: Automatic seat temperature adjustment for comfort across all seasons.



## Warm Air Dryer

The warm air dryer offers four adjustable temperature settings (room temperature, 95°F, 113°F, 131°F) with a 3-minute drying cycle for efficient drying.

### Dual Power Flush System Independent Water Supply + Built-in Pump Boost

**Built-In Tank**  
Operates independently of external water pressure, ensuring a powerful and consistent flush every time.

**Assist Water Pump**  
It boosts flushing power for a stronger, more thorough clean.

**Effortlessly Handles Various Water Supply Issues**

**High-Rise Buildings**  
Low water pressure due to high elevation.

**Peak Water Usage Times**  
Lower water pressure when water demand is high.

**Older Buildings**  
Aging infrastructure leading to unstable water pressure.

Figure 12: Powerful warm air dryer with four adjustable temperature settings.

## Nightlight and LED Display

The toilet features a frameless LED display and a gentle nightlight for safe and undisturbed use during nighttime.

# Product Dimensions & List



Figure 13: Frameless LED display and gentle night guidance for low-light conditions.

Your browser does not support the video tag.

Video 3: Demonstration of the night light feature on the Bazyths smart toilet.

## Remote Control and Side Buttons

All features can be easily controlled with the included remote or via the intelligent side control buttons on the toilet unit.




Figure 14: Overview of the intelligent side control buttons and the remote control for comprehensive feature management.

## 4. MAINTENANCE

### High-Density Foam Shield

The advanced foam shield technology creates a dense barrier to control splashes and block odors, ensuring a cleaner and fresher bathroom experience.

# Compact Yet Spacious: 3.54" Wide Seat

Designed for comfort and support —ideal for seniors, pregnant women, and larger body types.



Other Small Toilet  
VS  
**ZYS1 Mini**



Figure 15: Foam shield in action, demonstrating its effectiveness in preventing splashes and blocking odors.

## Independent Dual-Waterway Design with Antibacterial Protection

Preventing cross-contamination, providing a more hygienic and private cleaning experience.

**1 Bidet Waterway**  
Used for personal cleansing.

**2 Tank Waterway**  
Used for daily flushing.




Figure 16: Explanation of the high-density foam shield's benefits, including leak-proof comfort, antibacterial protection, odor blocking, and anti-stick properties.

## Self-Cleaning and Detachable Nozzle

The bidet nozzle self-cleans before and after each use. It is also detachable for easy manual maintenance, ensuring high hygiene standards.

### About the Water Test



To ensure quality and proper functionality, we conduct a water test on each toilet before shipping. If you notice water stains inside the toilet when you open the box, it's because of this test. Any residual water in the pipes is normal and shouldn't cause any concern.

### About Fire Cracks



Small cracks in unglazed areas are normal and occur due to the high-temperature firing process at 1280°C. These do not affect quality, cause leakage, or impact performance. The toilet passes strict quality inspection before shipping.

Figure 17: Overview of enhanced cleanliness features, highlighting the self-cleaning and detachable nozzle.

## 5. TROUBLESHOOTING

### Water Droplets Inside the Toilet

It is normal to find water droplets inside the toilet upon opening the box. Each toilet undergoes a water test before shipping to ensure proper function. Any residual water is from this quality check and is not a defect.

### Power-Off Flushing

Equipped with a built-in battery compartment (requires 10 AA alkaline batteries, not included), this smart toilet supports flushing during power outages, ensuring functionality even without electrical power.

### Power-Outage Flushing, Just Press

Reliable Flushing Even Without Power



#### Backup Battery Box for Power Outage Flush

Requires 10 AA alkaline batteries to enable flushing during a power outage (batteries not included).



Figure 18: Power-off flushing capability with a backup battery box for continued use during outages.

## 6. SPECIFICATIONS

- **Color:** White
- **Product Dimensions:** 23.23"D x 15.35"W x 18.31"H
- **Material:** Ceramic, Plastic



- **Item Weight:** 85 Pounds
- **Installation Type:** Floor Mounted
- **Shape:** Compact
- **Seat Material Type:** Plastic
- **Item Model Number:** ZYS1 Mini
- **Item Package Quantity:** 1
- **Batteries Included?:** No
- **Batteries Required?:** No

## 7. SAFETY INFORMATION

### 8-Layer Safety Protection

The Bazyths ZYS1 Mini Smart Compact Toilet is equipped with multiple safety features to ensure user protection and product longevity.

- Seat Temperature Protection
- Dry Burning Protection
- Flame-Retardant Material
- Leakage Protection
- Water Temperature Protection
- Voltage Protection
- Air Temperature Protection
- IPX4 Waterproof (No need for Dry-Wet Separation)

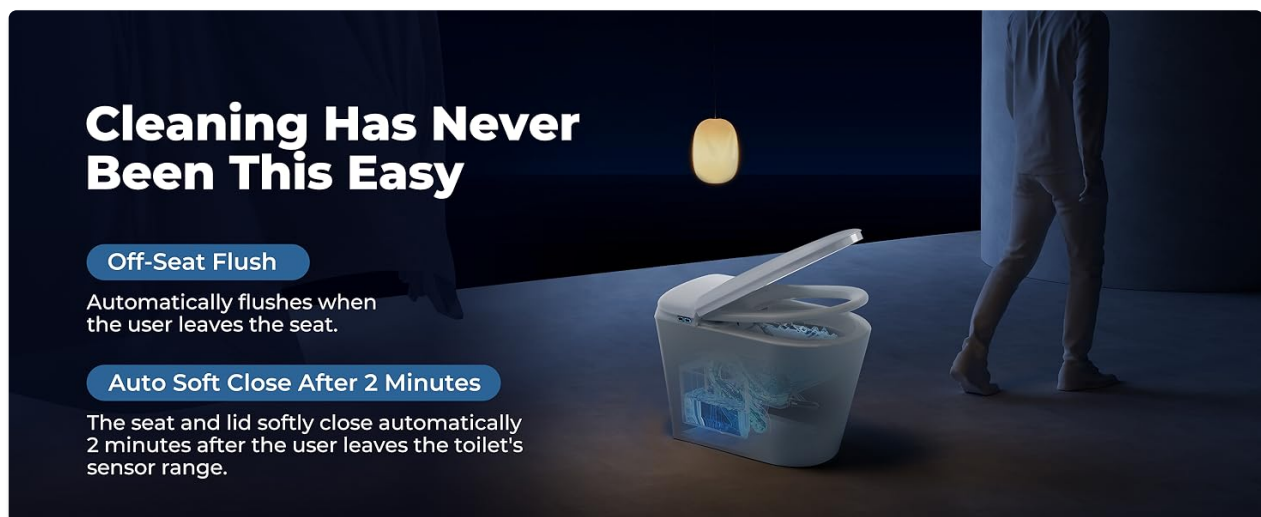


Figure 19: Visual representation of the 8-layer safety protection system.

### General Warnings

- Do not dismantle or repair the product without authorization. The smart toilet contains precision components; do not pour water or detergent on the product or power plug.
- Always use GFCI-protected safety sockets. All power sockets must be grounded and installed by a licensed electrician.
- Be aware of the risk of low-temperature burns. Set the temperature to "low" when using the toilet for extended periods.
- Do not step on the toilet lid or seat. Do not forcefully open or close the toilet lid, which may cause

damage.





- Lit cigarettes and other flammable objects should not be placed in the toilet.
- Clean soiled areas using a dry, soft cloth. Avoid using chemical cleaners or harsh chemicals on the product.
- When using the product, ensure children do not pour water on it. If the product will not be used for an extended period, close the water inlet valve and unplug the power plug to disconnect the power supply.



## 8. WARRANTY AND SUPPORT

For customer support or inquiries, please contact Bazyths. We are committed to quality and aim to improve your daily routine.

This product is returnable until January 31, 2026.

### Related Documents - ZYS1 Mini

	<p><a href="#">Bazyths Smart Toilet ZYC8A User Guide</a></p> <p>Comprehensive user guide for the Bazyths Smart Toilet ZYC8A, covering features like Foam Shield, Toilet Bowl Cleaner Tablets, remote control operation, various wash functions, drying, seat temperature, night light, and maintenance.</p>
	<p><a href="#">Bazyths ZY695A Mini Smart Toilet User Guide</a></p> <p>Comprehensive user guide for the Bazyths ZY695A Mini smart toilet, covering installation, operation, features like foam shield, cleansing functions, drying, seat heating, night light, and maintenance.</p>
	<p><a href="#">Bazyths Smart Toilet Instruction Manual</a></p> <p>Comprehensive instruction manual for the Bazyths Smart Toilet (Concealed cistern series), covering installation, features, operation, maintenance, and troubleshooting for model ZYC8A.</p>
	<p><a href="#">Bazyths Smart Toilet ZY695M/ZY695A User Manual &amp; Features</a></p> <p>Comprehensive guide to the Bazyths Smart Toilet models ZY695M and ZY695A, detailing features like bidet functions, heated seat, auto lid, foot sensor, warm air dryer, power outage flush, and installation.</p>

 The image shows the front cover of the user manual for the Bazyths ZY695A Smart Toilet. It features a QR code on the left, the Bazyths logo, and a central illustration of the smart toilet. The word 'INSTRUCTION' is printed at the top.	<p><a href="#">Bazyths Smart Toilet ZY695A Family: User Manual, Features, and Installation Guide</a></p> <p>Comprehensive user manual for the Bazyths Smart Toilet ZY695A Family, covering installation, features, operation, maintenance, safety precautions, and troubleshooting. Learn about its advanced functions like auto-flush, heated seat, and various wash modes.</p>
 The image shows the front cover of the user manual for the Bazyths ZYC8A Smart Toilet. It features a QR code on the left, the Bazyths logo, and a central illustration of the smart toilet. The word 'INSTRUCTION' is printed at the top.	<p><a href="#">Bazyths ZYC8A Smart Toilet: User Manual, Features, and Installation Guide</a></p> <p>Comprehensive guide for the Bazyths ZYC8A Smart Toilet, covering installation, features like auto-lid, bidet functions, remote control operation, cleaning, maintenance, troubleshooting, and product specifications.</p>