

AsperX AX316

AsperX AX316 Laptop Power Bank User Manual

Model: AX316 | Brand: AsperX

1. INTRODUCTION

The AsperX AX316 Laptop Power Bank is a high-capacity, fast-charging portable power solution designed for a wide range of electronic devices, including laptops, smartphones, and tablets. With its 27,600mAh (99Wh) capacity and 162.5W maximum output, it provides reliable power on the go. This power bank is engineered with an aluminum unibody for enhanced durability and heat dissipation, and features a smart TFT display for real-time operational information.

Notably, the 99Wh battery capacity makes this power bank flight-approved, adhering to most airline regulations for carry-on luggage. Always confirm with your specific airline before travel.

27,600mAh Large Safe Capacity

Maximum capacity allowed for airline



Fight-Approved

1.5 Chargers
MacBook Air(M3)

1.6 Chargers
iPad Pro(M4)

5.0 Chargers
iPhone 16

5.1 Chargers
Samsung S23

Note: AsperX lab data, may vary across environments.

The AsperX AX316 Power Bank is designed for portability and is flight-approved, making it ideal for travelers.

2. WHAT'S IN THE BOX

Upon opening your AsperX AX316 package, you will find the following items:

- 1 x Portable Laptop Power Bank (27600Wh)
- 1 x 240W USB-C Nylon Cable

- 1 x Premium Carrying Bag
- 1 x User Manual



All items included in the AsperX AX316 Power Bank package.

3. PRODUCT OVERVIEW

The AsperX AX316 features a robust aluminum unibody casing, providing superior durability and 40% better heat dissipation compared to plastic alternatives. This premium construction ensures stable and efficient charging while

protecting your devices.




Power 3 Devices, No Waiting

C1 Input/Output




PD3.1 140W Max

C2 Input/Output



PD3.1 140W Max

USB-A Output



SCP 22.5W Max

The durable aluminum unibody design of the AsperX AX316.

Ports and Display

The power bank is equipped with multiple ports for versatile charging:

- **2 x USB-C Ports (PD3.1 140W Max):** These ports support both input and output, allowing for rapid charging of the power bank itself and connected devices.
- **1 x USB-A Port (SCP 22.5W Max):** Ideal for charging a wide range of compatible devices.

A large, colorful TFT smart display provides real-time information, including:

- Battery level percentage
- Remaining charge/discharge time
- Output/input power (in watts) for each port
- Battery temperature and cycle count

98% Of Others Are **Plastic**
But We Choose **Aluminum Alloy**



Unibody Aluminum Alloy



Macbook-Grade Touch Feel



10X Heat Dissipation

The intuitive TFT smart display provides comprehensive real-time data.

4. SETUP

Initial Charging

Before first use, it is recommended to fully charge your AsperX AX316 Power Bank. Use the included 240W USB-C Nylon Cable and a compatible PD3.1 fast charger (not included) to achieve optimal charging speeds. The display will show the input wattage and battery percentage as it charges.



Charging the AsperX AX316 Power Bank.

Display Settings

The display brightness can be adjusted for optimal viewing indoors and outdoors. Refer to the user manual for specific button presses to navigate display settings and information screens.

5. OPERATING INSTRUCTIONS

Charging Your Devices

To charge a device, simply connect it to one of the power bank's output ports (USB-C or USB-A) using a compatible cable. The power bank will automatically detect the device and begin charging. The display will show the output wattage for each active port.

Multi-Device Charging

The AsperX AX316 supports simultaneous charging of multiple devices. The power output will be intelligently distributed among the connected devices based on their power requirements and the active ports.

Provide All Products with The **Max-Power**



Charging a laptop and smartphone simultaneously with the power bank.

Power Output Scenarios:

- **Single Port Output:**
 - USB-C1 or USB-C2: Up to 140W
 - USB-A: Up to 22.5W
- **Two Port Output:**
 - USB-C1 (140W) + USB-A (22.5W)

- USB-C2 (140W) + USB-A (22.5W)
 - USB-C1 (65W) + USB-C2 (65W)
 - **Three Port Output:**
 - USB-C1 (65W) + USB-C2 (65W) + USB-A (22.5W)
-

6. MAINTENANCE

To ensure the longevity and optimal performance of your AsperX AX316 Power Bank, follow these maintenance guidelines:

- **Cleaning:** Use a soft, dry cloth to clean the exterior of the power bank. Avoid using harsh chemicals or abrasive materials.
 - **Storage:** Store the power bank in a cool, dry place away from direct sunlight and extreme temperatures.
 - **Battery Care:** For long-term storage, it is recommended to charge the power bank to about 50-70% every three months to maintain battery health.
 - **Avoid Drops:** While durable, avoid dropping the power bank to prevent internal damage.
-

7. TROUBLESHOOTING

If you encounter any issues with your AsperX AX316 Power Bank, refer to the following common troubleshooting steps:

- **Power Bank Not Charging:**
 - Ensure the charging cable is securely connected to both the power bank and the wall adapter.
 - Verify that the wall adapter is functioning correctly and provides sufficient power (preferably PD3.1 compatible).
 - Try a different USB-C port on the power bank for input.
- **Device Not Charging from Power Bank:**
 - Check if the power bank has sufficient charge remaining.
 - Ensure the cable connecting your device to the power bank is not damaged and is compatible with fast charging.
 - Try a different output port on the power bank.
 - Some devices may require specific charging protocols; ensure compatibility.
- **Display Not Working:**
 - Press the power button briefly to wake the display.
 - If the issue persists, try charging the power bank to see if it reactivates the display.
- **Overheating:**
 - It is normal for the power bank to get slightly warm during heavy use or fast charging.
 - If it becomes excessively hot, disconnect all devices and allow it to cool down in a well-ventilated area.
 - The aluminum casing is designed to dissipate heat efficiently.

For persistent issues not covered here, please contact AsperX customer support.

8. SPECIFICATIONS

Feature	Specification
Product Dimensions	1.08 x 6.56 x 3.21 inches
Item Weight	1.74 pounds
Item Model Number	AX316
Battery Type	1 Lithium Polymer batteries (included)
Battery Capacity	27600 Milliamp Hours (99Wh)
Max Output Power	162.5W (Total)
USB-C Ports	2 x 140W PD3.1 Type C (Input/Output)
USB-A Port	1 x USB Type A (Output, up to 22.5W)
Special Features	Digital Display, Fast Charging, Lightweight, Over Charging Protection, Short Circuit Protection
Manufacturer	AsperX
Date First Available	July 28, 2025


9. WARRANTY AND SUPPORT

AsperX stands behind the quality of its products. The AX316 Laptop Power Bank comes with **24-Month comprehensive protection** covering defects in materials and workmanship.

For any questions, technical assistance, or warranty claims, please contact our dedicated customer support team. We offer **7x24 After-Sales Support** to ensure you have the best experience with your product.



Contact AsperX customer support for assistance.



[Asperx AX316/AX2410 User Manual - High-Performance Audio Video Switcher](#)

Comprehensive user guide for the Asperx AX316 and AX2410 audio video switchers, detailing setup, connections, operation, specifications, and troubleshooting for seamless AV integration.

lang: **score:32** filesize: 4.82 M page_count: 1 document date: 2025-08-18