

[manuals.plus](#) /

› [Amaran](#) /

› [Amaran Pano 120c LED Video Panel Light User Manual](#)

## Amaran Pano 120c

# Amaran Pano 120c LED Video Panel Light User Manual

Model: Pano 120c | Brand: Amaran

## INTRODUCTION

The Amaran Pano 120c is a high-performance 120W RGBWW full-color LED video panel light designed for professional and enthusiast use. It offers a wide color temperature range, precise color accuracy, and various lighting effects, all controllable via an intuitive interface or a dedicated mobile application. Its compact and portable design, coupled with flexible power options, makes it suitable for diverse shooting environments.



Figure 1: Amaran Pano 120c Kit components. This image displays the main light panel, a softbox, a light control grid, a diffuser, an Amaran Ace Lock to Light Stand Adapter, a power adapter, cables, and the protected carrying case.

## WHAT'S INCLUDED

Verify that all components listed below are present in your Amaran Pano 120c Kit:

- Amaran Pano 120c LED Panel Light
- Amaran Pano 120c Softbox
- Light Control Grid
- Diffuser
- Amaran Ace Lock to Light Stand Adapter
- Amaran 150W DC Locking Power Adapter
- Power Cable
- Amaran Pano 120c Kit Carrying Case

Key Features

- **High Brightness & Color Accuracy:** 120W RGBWW full-color output with a wide CCT range of 2,300K-10,000K. Achieves CRI96 and TLCI97 for precise color rendering. Outputs up to 13,490 lux @ 1m (6,500K).



Figure 2: Multiple Light Modes. This image illustrates the extensive color temperature range (2,300K to 10,000K), dimming capabilities, and high color accuracy (CRI 96, TLCI 97) of the Amaran Pano 120c, along with its 360-degree full-color HSI mode.

- **360° Full Color Control:** Offers HSI (hue, saturation, intensity) and RGB color modes for comprehensive color customization. Includes green-magenta adjustment for accurate skin tones and 0-100% stepless brightness control.



# Switch Color Temperature with One Click



-   
Fine light control  
Stepless adjustment
-   
One-click upgrade  
Wide-area  
color temperature
-   
Soft light and highlights  
Standard equipped with  
a soft light shield



☀ 2300k  10000k 🌙

The amaran Pano 120c supports one-click intelligent color temperature increase, with instant switching between cold and warm light, directly addressing the pain point of cyan and red color deviation in human figures. It truly restores the luster of hair and the texture of the skin, achieving both lighting efficiency and texture

Figure 3: One-Click Color Temperature Adjustment. This image highlights the ease of switching between cold and warm light, demonstrating the light's ability to restore natural skin tones and textures.

- **Flexible Power Options:** Supports USB-C PD (Power Delivery) for versatile power solutions, including PD power banks and chargers. Features the Amaran Ace E-Lock quick-release mount for secure, cable-free operation with compatible power banks (battery not included).

# Multiple Power Supply Methods



PD power supply requires output power above 120w



The amaran Pano 120c is equipped with the Ace E-Lock contact quick-release system, wirelessly connected to the Peak battery handle for power supply, and also supports plug-and-play USB-CPD power supply

Figure 4: Multiple Power Supply Methods. The Amaran Pano 120c supports both DC-24V and USB-C PD 140W input, offering flexibility for various power sources including the Amaran Peak battery and other rechargeable batteries.

- **Compact & Portable Design:** Comparable in size to a tablet, weighing only 610g (1.3lbs), making it highly portable for on-location shoots, tight spaces, or mobile setups.



# Laptop-Sized Portability



Figure 5: Compact and Portable. The Amaran Pano 120c is designed for easy transport, with dimensions similar to a laptop and a weight of just 1.6kg (3.5 lbs), making it ideal for travel.

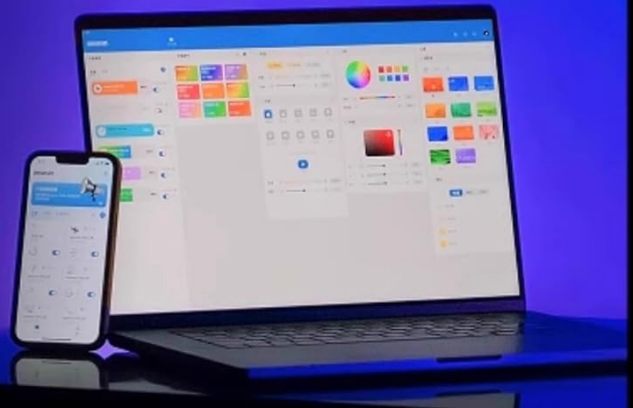
- **12 Built-in Lighting Effects:** Includes Fireworks, Faulty Bulb, Lightning, TV, Pulsing, Strobe, Explosion, Fire, Paparazzi, Welding, Cop Car, and Party Lights.

## Play with Creative Light Effects on the APP

### Preset scene atmosphere

#### 12 types of light effects:

Fireworks, faulty light bulbs, lightning, television, pulse, flashing lights  
Explosion, flames, paparazzi, welding, police cars, party lights



Manual lighting effect, pick up lighting effect, phonological lighting effect,  
programming lighting effect

**FX** Lighting effect

Custom scene switching

FX



CFX

Figure 6: Creative Lighting Effects. The Amaran Pano 120c offers 12 pre-set lighting effects, which can be controlled and customized via the Amaran app for various creative scenarios.

- **Ultra-Quiet Fan:** Equipped with a low-noise fan cooling system, operating below 28dB, ensuring silent operation for sound-sensitive environments.

# Ultra-Quiet Fan

  | **28db**



The amaran Pano 120c is equipped with a low-noise fan cooling system.



Under normal operation, the fan noise is below 28dB, and there is no noise in silent mode, achieving zero recording.



It is also equipped with an intelligent cooling system, so there is no need to worry about it getting hot even after long-term use.

Figure 7: Ultra-Quiet Operation. The integrated fan cooling system keeps noise levels below 28dB, making the Pano 120c suitable for recording environments where silence is critical.

- **Simplified Controls & App Integration:** User-friendly color screen and dial for direct control, or wireless management via the Amaran app for multi-light setups and quick adjustments.

## SETUP GUIDE

1. **Unpack Components:** Carefully remove all items from the carrying case. Ensure all listed components in the "What's Included" section are present.
2. **Attach to Light Stand:** Secure the Amaran Ace Lock to Light Stand Adapter to your light stand. Then, attach the Amaran Pano 120c light panel to the adapter. Ensure it is firmly secured to prevent accidental falls.
3. **Connect Power:**
  - **DC Power:** Connect the 150W DC Locking Power Adapter to the DC-24V input port on the light panel and plug it into a suitable power outlet.
  - **USB-C PD Power:** For portable operation, connect a USB-C PD power bank (outputting above 140W) to the USB-C PD input port.
  - **Amaran Ace E-Lock:** If using a compatible Amaran Peak battery, attach it directly to the Ace E-Lock contacts for



cable-free power.

#### 4. Attach Modifiers (Optional):

- **Softbox:** Attach the Amaran Pano 120c Softbox to soften the light output.
- **Light Control Grid:** For more directional light and spill control, attach the Light Control Grid to the softbox.
- **Diffuser:** Use the diffuser for a softer, more even light spread.

5. **Power On:** Press the power button on the light panel to turn it on.

Your browser does not support the video tag.

Video 1: Amaran Pano 60c/120c Overview. This video demonstrates the portability, quick setup, and various applications of the Amaran Pano series lights, including power options and creative uses in different environments.

## OPERATING INSTRUCTIONS

### Manual Control

The Amaran Pano 120c features an intuitive color screen and a multi-function dial for direct control:

- **Brightness Adjustment:** Rotate the main dial to adjust the light intensity from 0% to 100%.
- **Color Temperature (CCT) Mode:** Navigate to CCT mode using the menu buttons. Rotate the dial to change the color temperature between 2,300K and 10,000K.
- **HSI Mode:** In HSI mode, adjust Hue (H), Saturation (S), and Intensity (I) independently using the dial and corresponding buttons.
- **RGB Mode:** Directly control Red, Green, and Blue values to achieve desired colors.
- **Lighting Effects:** Select from the 12 built-in lighting effects (Fireworks, Faulty Bulb, Lightning, TV, Pulsing, Strobe, Explosion, Fire, Paparazzi, Welding, Cop Car, Party Lights) and adjust their parameters as needed.

### App Control (Amaran App)

For advanced control and multi-light setups, download and connect to the Amaran app via Bluetooth:

1. **Download App:** Search for "Amaran" in your device's app store and install the official application.
2. **Enable Bluetooth:** Ensure Bluetooth is enabled on your mobile device and on the Amaran Pano 120c.
3. **Pair Device:** Open the Amaran app and follow the on-screen instructions to discover and pair with your Pano 120c.
4. **Remote Control:** Once connected, you can remotely adjust all parameters, including brightness, CCT, HSI, RGB, and trigger lighting effects. The app also allows for custom scene creation and management of multiple Amaran lights simultaneously.

## MAINTENANCE

- **Cleaning:** Use a soft, dry cloth to clean the light panel and accessories. Do not use abrasive cleaners or solvents.
- **Storage:** When not in use, store the light and its accessories in the provided carrying case in a cool, dry place, away from direct sunlight and extreme temperatures.
- **Fan Maintenance:** Ensure the fan vents are clear of dust and debris to maintain optimal cooling performance.
- **Cable Care:** Avoid sharp bends or kinks in power cables to prevent damage.

## TROUBLESHOOTING

Problem	Possible Cause	Solution
---------	----------------	----------







Problem	Possible Cause	Solution
Light does not turn on.	No power, loose connection, faulty power adapter/battery.	Check power source and connections. Ensure power adapter is functioning or battery is charged.
App cannot connect to the light.	Bluetooth off, light not in pairing mode, app issue.	Ensure Bluetooth is on for both devices. Restart the light and the app. Try re-pairing.
Light flickers or behaves erratically.	Unstable power, overheating, firmware issue.	Check power supply stability. Ensure proper ventilation. If problem persists, contact support.
Fan is noisy.	Dust accumulation, operating in high temperature.	Clean fan vents. Ensure adequate airflow around the unit.

## SPECIFICATIONS

Attribute	Value
Brand	Amaran
Model	Pano 120c
Output Power	120W
Color Temperature (CCT)	2,300K - 10,000K
Color Accuracy	CRI 96, TLCI 97
Lighting Effects	12 (Fireworks, Faulty Bulb, Lightning, TV, Pulsing, Strobe, Explosion, Fire, Paparazzi, Welding, Cop Car, Party Lights)
Control Methods	On-board dial/screen, Bluetooth App Control
Power Input	USB-C PD (140W+ required), DC-24V
Item Weight	8.83 pounds (approx. 4 kg)
Package Dimensions	17.55 x 11.6 x 5 inches (approx. 44.6 x 29.5 x 12.7 cm)

## WARRANTY AND SUPPORT

For warranty information, technical support, or service inquiries, please refer to the official Amaran website or contact their customer service department. Keep your purchase receipt as proof of purchase for warranty claims.  
Official Amaran Website: [www.aputure.com/amaran/](http://www.aputure.com/amaran/)

<div><div>amaran</div><div><div>amaran Pano 120c Product Manual</div></div></div>	<p><a href="#">amaran Pano 120c Product Manual: Professional 120W Full-Color LED Panel Light</a></p> <p>Comprehensive user manual for the amaran Pano 120c, a 120W full-color LED panel light. Learn about setup, operations, features, specifications, and safety instructions for professional photography and videography.</p>
<div><div>amaran</div><div><div>amaran Ray 120c 使用说明书</div></div></div>	<p><a href="#">amaran Ray 120c User Manual - Comprehensive Guide</a></p> <p>Detailed user manual for the amaran Ray 120c, a 120W full-color point-source LED light. Learn about setup, features, specifications, and safe operation.</p>
<div><div>amaran</div><div><div>amaran Ray 120c Produkthandbuch</div></div></div>	<p><a href="#">amaran Ray 120c Produkthandbuch</a></p> <p>Benutzerhandbuch für die amaran Ray 120c, eine 120W Vollfarb-Punktlicht-LED. Enthält Anleitungen zur Installation, Bedienung, Menüfunktionen, App-Nutzung, Spezifikationen, Photometrie, Zertifizierungen und Sicherheitshinweise.</p>
<div><div>amaran</div><div><div>amaran Ray 120c</div></div></div>	<p><a href="#">amaran Ray 120c User Manual: Comprehensive Guide to the 120W Full-Color LED Light</a></p> <p>Detailed user manual for the amaran Ray 120c, a 120W full-color point-source LED light. Covers setup, operation, features like CCT, RGB, FX modes, app control, technical specifications, and safety guidelines. Ideal for mobile creators and photographers.</p>
<div><div>amaran</div><div><div>amaran Ray 120c</div></div></div>	<p><a href="#">Amaran Ray 120c User Manual and Specifications</a></p> <p>Comprehensive user manual for the Amaran Ray 120c, a compact 120W full-color point-source LED light. Includes setup, operation, features, technical specifications, and safety information.</p>
<div><div>amaran</div><div><div>amaran Ray 120c Manuale del Prodotto</div></div></div>	<p><a href="#">amaran Ray 120c User Manual: Full-Color LED Light Guide</a></p> <p>Comprehensive user manual for the amaran Ray 120c, a 120W full-color point-source LED light. Learn about its features, operation, specifications, and safety guidelines.</p>