

Electactic A8502W-2K

Electactic 8000 BTU Window Air Conditioner User Manual

Model: A8502W-2K

INTRODUCTION

The Electactic 8000 BTU Window Air Conditioner is a versatile and energy-efficient unit designed to cool rooms up to 350 sq.ft. It delivers powerful and quick cooling with adjustable temperature control from 61°F to 88°F. Perfect for medium bedrooms, living rooms, apartments, and offices, it is designed to save energy with an estimated yearly electricity cost of just \$72.

This unit combines an air conditioner, fan, and dehumidifier in one, offering 6 versatile modes: Cool, Dry, Fan, Auto, Sleep, and Eco. It also features a 24-hour timer for customized comfort year-round. With 4 adjustable air directions and 3 fan speed settings, you can customize airflow to your preference for optimal comfort.



Figure 1: Electactic 8000 BTU Window Air Conditioner with remote control.

SETUP AND INSTALLATION

The Electactic 8000 BTU Window Air Conditioner comes with a complete installation kit, making setup hassle-free. It is designed to fit both single and double-hung windows with widths between 23-36 inches and a minimum height of 14.5 inches.

Installation Steps:

1. **Unpack and Identify Components:** Carefully remove the air conditioner unit and all accessories from the packaging. Identify the top rail, accordion panels, remote control, and various screws/foam gaskets.
2. **Attach Top Rail:** Locate the top rail (with sponge on the bottom) and the four smallest screws (3/8-inch). Align the taller side of the top rail with the front of the AC unit's top panel. Secure it using the screws and a screwdriver.
3. **Attach Accordion Panels:** Identify the left and right accordion panels. Extend each panel and slide its top and bottom brackets into the corresponding slots on the side of the AC unit. Ensure they are securely linked.
4. **Place Unit in Window:** Carefully lift the unit and place it into your window opening. Ensure the bottom rail of the AC unit rests securely on the windowsill. Adjust the accordion panels to fill the window opening on both sides.
5. **Secure the Unit:** Lower the window sash down onto the top rail of the AC unit to hold it in place. Use the provided sash lock and lock frame to further secure the window and the unit, preventing accidental opening or removal.
6. **Apply Foam Insulation:** If there are any gaps between the window sash and the unit, or around the accordion panels, use the provided foam gaskets to seal them. This improves insulation and energy efficiency.
7. **Plug In:** Once securely installed, plug the unit into a standard 115-volt electrical outlet.

Washable Filter & Energy Saving

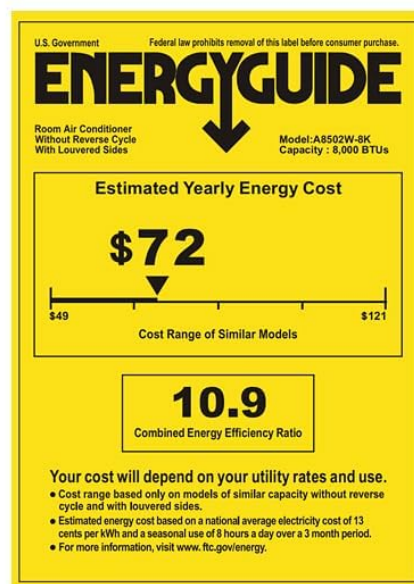


Figure 2: Complete installation kit components.

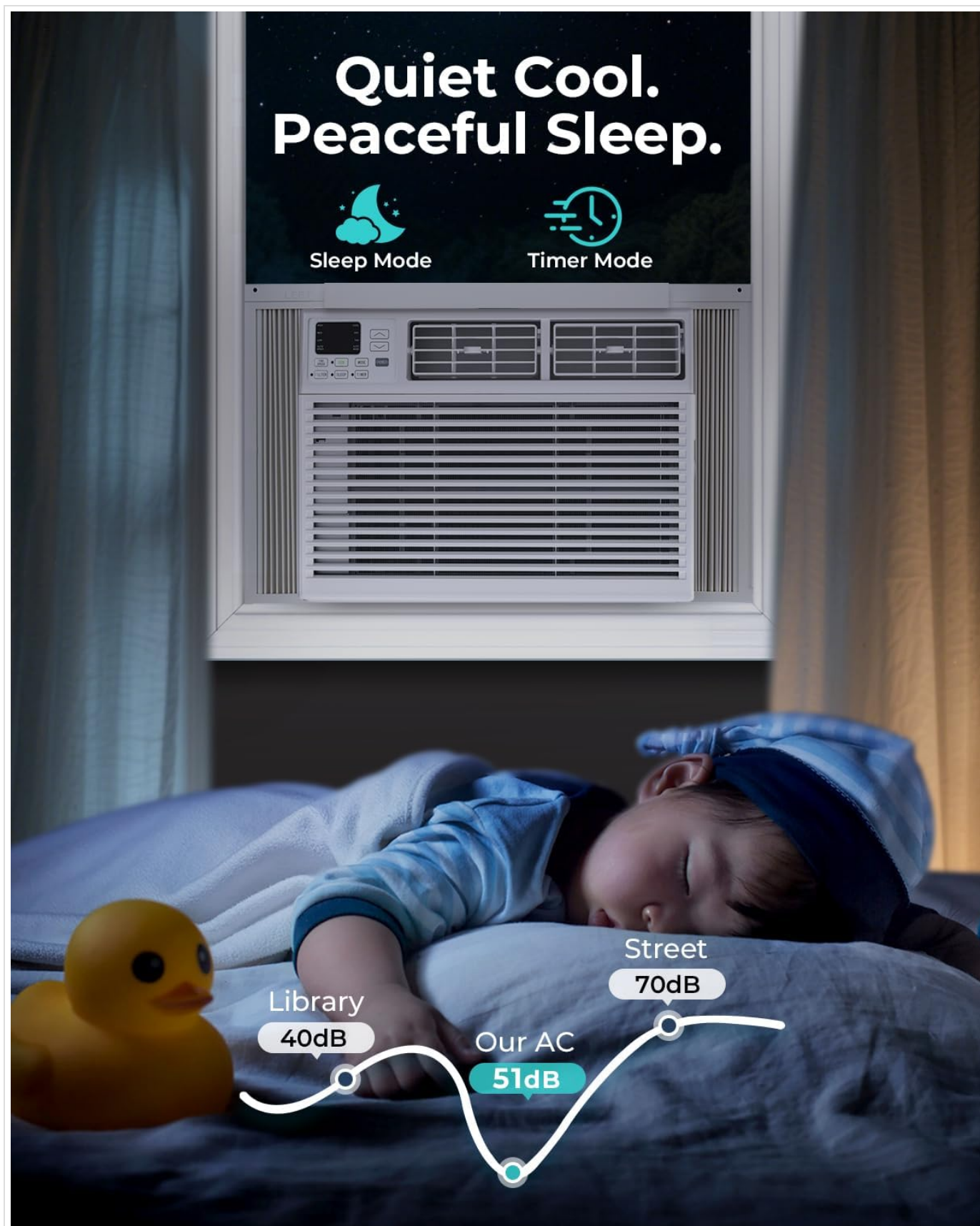


Figure 3: Window AC unit dimensions and fit for window openings.

OPERATING INSTRUCTIONS

The Electactic 8000 BTU Window Air Conditioner features an intuitive control panel and a convenient remote control for easy operation. The unit offers various modes and settings to customize your comfort.

Control Panel & Remote:

- **Power Button:** Press to turn the unit ON or OFF.
- **Mode Button:** Cycle through the 6 available modes:
 - **Cool:** Provides powerful cooling.
 - **Dry:** Reduces excess moisture (dehumidifier function).
 - **Fan:** Circulates air without cooling.
 - **Auto:** Automatically selects cooling or fan mode based on room temperature.
 - **Sleep:** Adjusts temperature and fan speed for comfortable sleep.
 - **Eco:** Energy-saving mode that cycles the fan and compressor to maintain temperature.
- **Temperature Control:** Use the Up/Down arrows to set your desired temperature between 61°F and 88°F.
- **Fan Speed:** Adjust fan speed (Low, Medium, High, Auto Speed) to control airflow intensity.
- **Air Direction:** Manually adjust the 4-way directional louvers to direct airflow where needed.
- **Timer:** Set the 24-hour timer for automatic ON/OFF operation.

Touch and Remote

Coolness in Your Hands



Figure 4: Control panel and remote control for easy adjustments.



Multiple Modes for Ultimate Comfort



Cool



Dry



Fan



Auto



Sleep



Eco

Figure 5: Multiple modes for ultimate comfort.

MAINTENANCE

Regular maintenance ensures optimal performance and longevity of your air conditioner.

Filter Cleaning:


The unit features a washable filter that traps dust and airborne particles. Clean the filter regularly (e.g., every two weeks


or when the 'Filter' indicator light illuminates) to maintain air quality and cooling efficiency. To clean, simply slide out the filter, wash it with warm, soapy water, rinse thoroughly, and let it air dry completely before reinserting.

Self-Draining System:

This unit is equipped with a self-draining system that automatically removes condensation, eliminating the need for manual emptying of a water tray.

Washable Filter & Energy Saving





15.59" 18.58" 13.31"

U.S. Government Federal law prohibits removal of this label before consumer purchase.

ENERGYGUIDE

Room Air Conditioner Without Reverse Cycle With Louvered Sides Model: A8502W-8K Capacity: 8,000 BTUs

Estimated Yearly Energy Cost

\$72

\$49 \$121

Cost Range of Similar Models

10.9

Combined Energy Efficiency Ratio

Your cost will depend on your utility rates and use.

- Cost range based only on models of similar capacity without reverse cycle and with louvered sides.
- Estimated energy cost based on a national average electricity cost of 13 cents per kWh and a seasonal use of 8 hours a day over a 3 month period.
- For more information, visit www.ftc.gov/energy.

Figure 6: Accessing the washable filter for cleaning.

TROUBLESHOOTING

If you encounter any issues with your air conditioner, please refer to the full user manual for detailed troubleshooting steps. Common issues often relate to power supply, filter cleanliness, or proper window sealing.

SPECIFICATIONS

Feature	Detail
Brand	Electactic
Model Number	A8502W-2K
Cooling Power	8000 British Thermal Units
Coverage Area	Up to 350 Sq.Ft.
Modes	Cool, Dry, Fan, Auto, Sleep, Eco
Temperature Range	61°F-88°F
Fan Speeds	3 (Low, Medium, High)
Airflow Direction	4-Way Adjustable
Timer	24-Hour
Noise Level	51 dB
Voltage	115 Volts
Wattage	740 watts
Product Dimensions	15.59"D x 18.58"W x 13.31"H
Item Weight	44.7 pounds
Filter Type	Washable Mesh Filter

WARRANTY & SUPPORT

This Electactic Window Air Conditioner comes with a **1-Year Warranty** from the date of purchase. For customer support, technical assistance, or warranty claims, please refer to the contact information provided in your product packaging or visit the official Electactic website. You may also find helpful resources and FAQs on the [Electactic Store on Amazon](#).