

## DOOGEE SCYBER

# DOOGEE S Cyber Rugged Smartphone User Manual

Model: SCYBER

## 1. INTRODUCTION

The DOOGEE S Cyber is a rugged smartphone engineered for durability and high performance in challenging environments. This device combines a robust design with advanced features, including a large-capacity battery, a versatile camera system, and the Android 14 operating system. This manual provides essential information for setting up, operating, and maintaining your DOOGEE S Cyber smartphone.

## 2. PACKAGE CONTENTS

Please verify that all items are present in your product package:

- DOOGEE S Cyber Rugged Smartphone
- Power Adapter (18W)
- USB Type-C Cable
- SIM Ejector Tool
- User Manual
- Warranty Card



Figure 2.1: Contents of the DOOGEE S Cyber retail package.

## 3. SETUP

---

### 3.1 SIM Card Installation

1. Locate the SIM card tray on the side of the device.
2. Insert the SIM ejector tool into the small hole next to the tray and press firmly until the tray ejects.
3. Place your Nano-SIM card(s) and/or microSD card into the designated slots on the tray. Ensure the gold contacts face downwards.
4. Carefully reinsert the tray into the phone until it clicks into place.

### 3.2 Initial Power On and Network Configuration

1. Press and hold the Power button until the DOOGEE logo appears.
2. Follow the on-screen prompts to complete the initial setup, including language selection, Wi-Fi connection, and Google account setup.
3. The device supports various network bands, including GSM: B2/3/5/8; WCDMA: B1/2/4/5/8; TDD: B34/38/39/40/41; FDD: B1/2/3/4/5/7/8/18/19/20/25/26/28A/28B/66. Ensure your carrier is compatible with these bands for optimal service.

## 4. OPERATING INSTRUCTIONS

### 4.1 Display

The DOOGEE S Cyber features a 6.58-inch FHD+ IPS display with a resolution of 1080 x 2340 pixels. This display provides clear and vibrant visuals for various applications.



Figure 4.1: The 6.58-inch FHD+ IPS display with key specifications.

### 4.2 Camera

Capture high-quality photos and videos with the advanced camera system:

- **Rear Camera:** 50MP AI Main Lens, 5MP Wide-Angle Lens.
- **Front Camera:** 16MP.
- **Modes:** HDR, AI, Night View, Panorama, and Beauty modes are available to enhance your photography.



Figure 4.2: Rear camera setup with 50MP AI main camera and 5MP wide-angle lens.





Figure 4.3: Available camera modes for diverse photographic needs.

### 4.3 Battery and Charging

The device is equipped with a 10800mAh battery, providing extended usage times. It supports 18W fast charging to quickly replenish power. Additionally, OTG reverse charging allows the phone to act as a power bank for other devices.



Figure 4.4: The 10800mAh battery capacity for prolonged use.

#### 4.4 Durability Features

The DOOGEE S Cyber is built to withstand harsh conditions, featuring:


- **IP68/IP69K Rating:** Provides resistance against dust and water immersion.
- **MIL-STD-810H Certification:** Meets military standards for durability against drops, shocks, and extreme temperatures.



**Ultra wide angle allows you to have a wider perspective**



**5MP**  
wide-angle camera



**50MP**  
AI main camera



**16MP**  
Front camera



Figure 4.5: Durability ratings ensuring protection against environmental factors.

#### 4.5 Performance and Storage

Powered by an Octa-Core CPU, the S Cyber offers smooth multitasking. It comes with 20GB RAM (8GB physical + 12GB virtual) and 256GB of internal storage, expandable up to 1TB via microSD card.



Figure 4.6: Memory and storage configuration for efficient operation.

#### 4.6 Operating System

The smartphone runs on the latest Android 14 operating system, providing enhanced privacy, security features, and improved performance.



# 6.58" FHD+ IPS Waterdrop screen



1080\*2408  
Resolution



60Hz  
Refresh Rate



20:9  
Aspect Ratio



400  
nits



Figure 4.7: The Android 14 user interface.

## 4.7 Connectivity and Security

The device supports dual SIM functionality, GPS (including GLONASS, Galileo, Beidou) for precise navigation, NFC for convenient transactions (e.g., Google Pay), facial recognition, and a side-mounted fingerprint sensor for quick and secure unlocking.

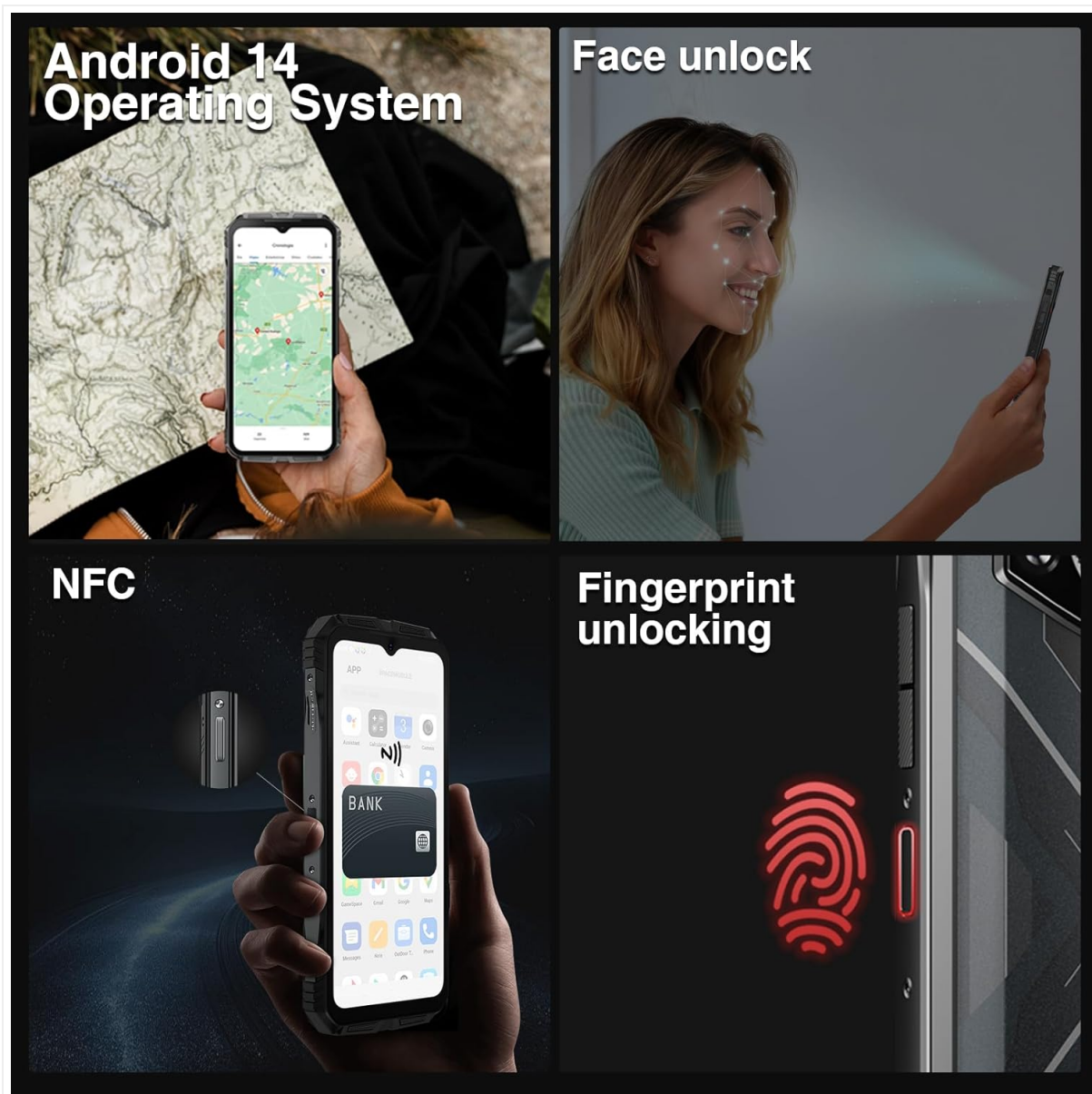


Figure 4.8: Key connectivity and security features.

## 5. MAINTENANCE

To ensure the longevity and optimal performance of your DOOGEE S Cyber, consider the following maintenance tips:

- **Cleaning:** Wipe the device with a soft, damp cloth. Avoid harsh chemicals or abrasive materials. Ensure all ports are dry before charging or connecting accessories.
- **Software Updates:** Regularly check for and install system updates to benefit from the latest security patches and feature enhancements. Navigate to *Settings > System > System update*.
- **Battery Care:** Avoid extreme temperatures. While the phone has a large battery, prolonged exposure to very hot or cold conditions can affect battery life.
- **Storage Management:** Periodically clear unnecessary files and applications to maintain optimal performance.

## 6. TROUBLESHOOTING

If you encounter issues with your DOOGEE S Cyber, refer to the following common troubleshooting steps:

- **Device Not Powering On:** Ensure the battery is charged. Connect the phone to its charger and wait a few minutes before attempting to power it on again.

- **Network Connectivity Issues:** Check if your SIM card is properly inserted. Verify that mobile data is enabled in settings. If issues persist, contact your network carrier.
- **Applications Crashing/Freezing:** Close and restart the application. If the problem continues, clear the app's cache (*Settings > Apps > [App Name] > Storage & cache > Clear cache*) or reinstall the app.
- **Slow Performance:** Close background applications. Free up storage space by deleting unnecessary files or apps. Consider performing a factory reset as a last resort (*Settings > System > Reset options > Erase all data (factory reset)*). **Note:** A factory reset will erase all data on your device. Back up important information before proceeding.

## 7. SPECIFICATIONS

Feature	Detail
Model Name	SCYBER
Operating System	Android 14
CPU Model	Octa-Core CPU
RAM Memory Installed Size	20 GB (8GB + 12GB virtual)
Memory Storage Capacity	256 GB (Expandable to 1TB)
Screen Size	6.58 Inches
Resolution	1080 x 2340
Refresh Rate	90 Hz
Rear Camera	50MP AI Main, 5MP Wide-Angle
Front Camera	16MP
Battery Capacity	10800 Milliamp Hours
Fast Charging	18W
Durability	IP68/IP69K, MIL-STD-810H
Connectivity Technologies	Bluetooth, NFC, USB, Wi-Fi
Navigation	Built-In GPS (GPS, GLONASS, Galileo, Beidou)
Security Features	Face Unlock, Side-Fingerprint Unlock
Item Weight	1 pounds
Dimensions	7 x 4 x 2 inches (Package)




## 8. WARRANTY AND SUPPORT

The DOOGEE S Cyber Rugged Smartphone comes with a **2-year warranty** from the date of purchase. Additionally, a **30-day no-questions-asked refund policy** is offered. For warranty claims, technical support, or further assistance, please refer to the contact information provided on the warranty card included in your package or visit the official DOOGEE support website.

Please retain your proof of purchase for warranty validation.




Related Documents - SCYBER

 The image shows a technical specification sheet for the DOOGEE S61 / S61 PRO. It features a red header with the 'perkon' logo and 'DOOGEE' branding. Below the header, there are images of the smartphone in various colors (black, blue, red) and a list of technical specifications including Helio G35 processor, 6.0" IPS HD+ display, 5180mAh battery, and IP68/IP69K/MIL-STD-810H durability.	<p><a href="#">DOOGEE S61 / S61 PRO Rugged Industrial Smartphone - Technical Specifications</a></p> <p>Explore the detailed technical specifications of the DOOGEE S61 and S61 PRO rugged industrial smartphones. Learn about their Helio G35 processor, 6.0" IPS HD+ display, advanced camera systems (including SONY IMX350), 5180mAh battery, and robust IP68/IP69K/MIL-STD-810H durability.</p>
 The image shows the cover of the DOOGEE Tablet User Manual. It features a white background with the 'DOOGEE' logo and a stylized illustration of a tablet device.	<p><a href="#">DOOGEE Tablet User Manual</a></p> <p>User manual for the DOOGEE tablet, covering setup, messaging, language settings, safety, and maintenance.</p>
 The image shows a detailed technical specification sheet for the DOOGEE N55 smartphone. It includes a list of specifications such as Helio G35 processor, 6.0" IPS HD+ display, 5150mAh battery, and IP68/IP69K/MIL-STD-810H durability. There are also images of the smartphone and a diagram of the device's internal components.	<p><a href="#">DOOGEE N55 Smartphone Specifications and Features</a></p> <p>Detailed specifications for the DOOGEE N55 smartphone, including display, camera, processor, battery, connectivity, dimensions, and package contents. Learn about its Android 14 OS, 13MP AI main camera, and 5150mAh battery.</p>



[DOOGEE eSIM Functions Quick Guide](#)

Learn how to download, switch, delete, and top up eSIMs on your DOOGEE smartphone with this comprehensive quick guide. Covers step-by-step instructions and important cautions.



[DOOGEE Shoot 1 Smartphone Overview and Specifications](#)

A comprehensive overview of the DOOGEE Shoot 1 smartphone, detailing its key specifications, camera features, connectivity options, dimensions, and package contents. Includes essential battery safety warnings.



[DOOGEE S61 Series User Manual](#)

User manual for the DOOGEE S61 Series smartphone, providing essential information on setup, safety, and features.