

## Hauslane IS-200SS-30

# Hauslane 30 Inch Island Range Hood Model IS-200SS-30 Instruction Manual

Model: IS-200SS-30

## INTRODUCTION

This manual provides essential information for the safe and efficient installation, operation, and maintenance of your Hauslane 30 Inch Island Range Hood, Model IS-200SS-30. Please read all instructions carefully before beginning installation or use. Retain this manual for future reference.



Image: Front view of the Hauslane 30 Inch Island Range Hood, Model IS-200SS-30, showcasing its stainless steel and tempered glass design.

## SAFETY INFORMATION

---

Always follow basic safety precautions when using electrical appliances to reduce the risk of fire, electric shock, or injury to persons. This appliance is intended for household use only.

- Ensure proper installation by a qualified technician in accordance with all local codes and standards.
- Disconnect power before servicing or cleaning the unit.
- Do not operate the range hood with damaged wiring or if it has been dropped or damaged.
- Maintain adequate ventilation in the room when the range hood is used simultaneously with gas or other fuel-burning appliances.
- Clean grease filters regularly to prevent grease fires.

## SETUP AND INSTALLATION

---

The Hauslane IS-200SS-30 Island Range Hood is designed for built-in mount installation. It offers dual venting options: ducted or ductless (recirculating).

### Components Included:

- Range Hood Unit
- Dishwasher-safe baffle filters (1 for the 30-inch model)
- 6-inch round adapter for ducted installation
- Mounting hardware and chimney sections



Image: All components included with the Hauslane Island Range Hood, laid out for inspection prior to installation. This includes the main hood unit, chimney sections, baffle filters, mounting brackets, and hardware.

### Venting Options:

1. **Ducted Venting:** For optimal performance, connect the range hood to a 6-inch round duct system that vents to the outside. The necessary adapter is included.
2. **Ductless (Recirculating) Venting:** For installations where external venting is not possible, charcoal filters (sold separately) can be installed to filter air before recirculating it back into the kitchen.

## Works for Ductless Kitchen



Image: Diagram illustrating the ductless operation of the range hood, showing air being drawn through the baffle filters, then through optional charcoal filters, and finally recirculated into the kitchen.

### Ceiling Height Adaptability:

The range hood is adaptable for ceilings up to 10 feet. Optional chimney extensions are available and sold separately for higher ceiling installations.

### Dimensions:

The product dimensions are approximately 23.62 inches (D) x 29.5 inches (W) x 48.5 inches (H). Refer to the detailed dimension diagram for precise measurements required for installation planning.



Image: Technical diagram displaying the key dimensions of the Hauslane IS-200 Island Range Hood, including depth, width, and adjustable chimney height.

## OPERATING INSTRUCTIONS

---

The Hauslane IS-200SS-30 features user-friendly push-button controls for fan speed and lighting.

### **Control Panel:**

The control panel is located on the front of the hood and features push buttons for various functions. The dual control design allows operation from either side of your kitchen island.

# Dual Controls for Easy Operation



You can control the range hood from either side your island. No need to run to the other side and operate the range hood.

Image: Close-up view of the range hood's control panel, highlighting the push buttons for fan speed, light, and power, accessible from both sides of the island.

## Fan Speed Settings:

The range hood offers 3 fan speed settings to accommodate different cooking needs, from light simmering to heavy frying. The maximum airflow capacity is 900 Cubic Feet Per Minute (CFM).

- **Low Speed:** Ideal for light cooking and maintaining air quality.
- **Medium Speed:** Suitable for general cooking tasks.
- **High Speed:** Recommended for heavy cooking, searing, or when significant smoke and odors are present.

## LED Lighting:

Activate the integrated professional-grade LED lighting to illuminate your cooking surface. These energy-efficient lights provide clear visibility while cooking.



Image: Detailed view of one of the integrated LED lights on the underside of the range hood, providing bright illumination for the cooking area.

## MAINTENANCE

---

Regular maintenance ensures optimal performance and longevity of your range hood.

### **Cleaning Baffle Filters:**

The stainless steel baffle filters are dishwasher-safe for easy cleaning. It is recommended to clean them monthly, or more frequently depending on cooking habits.

1. Turn off the range hood and disconnect power.
2. Carefully remove the baffle filters by releasing their latches.
3. Place filters in a dishwasher or wash by hand with hot, soapy water.
4. Ensure filters are completely dry before reinstalling.





Image: Underside view of the range hood, clearly showing the removable stainless steel baffle filters and the integrated LED lights.

## Cleaning Exterior Surfaces:

Clean the stainless steel and tempered glass surfaces with a soft cloth and a non-abrasive cleaner specifically designed for these materials. Avoid harsh chemicals or abrasive pads that can scratch the finish.

## Charcoal Filter Replacement (Ductless Mode):

If using the range hood in ductless mode, charcoal filters (sold separately) should be replaced every 3-6 months, depending on usage, to maintain effective odor removal.

## TROUBLESHOOTING

Refer to the following common issues and solutions before contacting customer support.

Problem	Possible Cause	Solution
Fan does not operate	No power supply; Motor malfunction	Check power connection and circuit breaker; Contact support if motor is faulty.
Lights do not work	Bulb failure; Wiring issue	Check LED connections; Contact support for wiring issues.
Poor suction performance	Clogged filters; Improper ducting; Obstruction	Clean or replace filters; Ensure ducting is correctly installed and free of blockages.
Excessive noise	Loose components; Motor issue; Improper installation	Check for loose screws or parts; Ensure proper installation; Contact support if motor is noisy.



## SPECIFICATIONS

Feature	Specification
Model Number	IS-200SS-30
Air Flow Capacity	900 Cubic Feet Per Minute (CFM)
Material	Stainless Steel
Noise Level	8.5 Sones
Mounting Type	Built-In Mount (Island Canopy Hood)
Included Components	Dishwasher-safe baffle filters (1 for 30" model), 6" round adapter
Amperage	3.2 Amps
Controls Type	Push Button (Dual Control)
Voltage	120 Volts
Number of Speeds	3
Item Weight	51 Pounds
Light Source Type	LED
Wattage	384 watts
Filter Type	Baffle
Ventilation Type	Ducted/Vented, Ductless/Recirculating
Product Dimensions	23.62"D x 29.5"W x 48.5"H
Annual Energy Consumption	1000 Watts
Special Features	Dishwasher-Safe Baffle Filters, Dual Control, Recirculating System
Finish Type	Brushed

## WARRANTY

The Hauslane 30 Inch Island Range Hood, Model IS-200SS-30, comes with a **2-Year Protection** warranty. Please retain your proof of purchase for warranty claims. For detailed warranty terms and conditions, refer to the official Hauslane website or contact customer support.

# IS-200

Size: 30"



\* Adjustable Chimney Cover

L: 25 1/2 - 48 1/2 | 65-123 cm

L: 2 1/4 inch | 6 cm

D: 23 5/8 inch | 60 cm

W: 29 1/4 inch | 74 cm

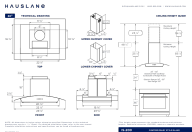

Image: Graphic displaying the '2 Year Protection' warranty and ETL certification logos, indicating product quality and safety standards.





## CUSTOMER SUPPORT

For further assistance, technical support, or warranty inquiries, please visit the official Hauslane website or contact their customer service department. Ensure you have your model number (IS-200SS-30) and purchase date available when contacting support.

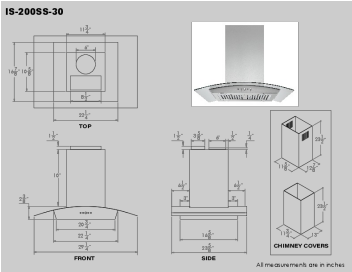
© 2025 Hauslane. All rights reserved.

### Related Documents - IS-200SS-30

	<p><a href="#">Hauslane IS-200 Contemporary Style Island Range Hood Technical Drawings and Specifications</a></p> <p>Detailed technical drawings, dimensions, and installation height guidelines for the Hauslane IS-200 Contemporary Style Island Range Hood, available in 30-inch and 36-inch models. Includes contact information and product specifications.</p>
	<p><a href="#">Hauslane IN-R100 Pro-Style 30-inch Built-In Range Hood   Powerful Suction &amp; Easy Cleaning</a></p> <p>Discover the Hauslane IN-R100 Pro-Style 30-inch built-in range hood. Featuring 600 CFM powerful suction, dishwasher-safe baffle filters, low-noise operation, and convertible ductless/ducted installation. Ideal for any kitchen style.</p>

	<p><a href="#">COS-QS75 Range Hood Troubleshooting Guide   COSMO</a></p> <p>Troubleshoot common issues with your COSMO COS-QS75 range hood, including motor noise, power problems, and airflow issues. Find solutions and maintenance tips.</p>
	<p><a href="#">Fisher &amp; Paykel 30-Inch Integrated Stainless Steel Insert Range Hood (HPB3011-4) - Quick Reference Guide</a></p> <p>A quick reference guide for the Fisher &amp; Paykel 30-inch integrated stainless steel insert range hood (model HPB3011-4), detailing its features, specifications, dimensions, and installation information.</p>
	<p><a href="#">Hauslane UC-PS38SS-30 User Manual: Installation, Operation, and Maintenance</a></p> <p>Comprehensive user manual for the Hauslane UC-PS38SS-30 range hood, covering installation, operation, safety precautions, maintenance, and troubleshooting. Learn how to properly install and use your kitchen ventilation system.</p>
	<p><a href="#">Hauslane UC-PS10SS-30 Range Hood User Manual</a></p> <p>User manual for the Hauslane UC-PS10SS-30 range hood, covering safety information, specifications, installation, operation, maintenance, and troubleshooting.</p>

Documents - Hauslane – IS-200SS-30




[\[pdf\]](#) Guide Catalog

IS 200SS 30 Detail Drawing Hauslane in Convertible Island Range Hood with Tempered Glass Dual Controls LED Baffle Filter Stainless Steel Measurement Guide HAUSLANE 856712008373 0856712008373 1007455600 c3e51e22 ef33 41fd 8604 562fdff5574 images thdstatic catalog Images c3

|||

**IS-200SS-30** 1143 6 16 7 8 10 5 8 1 1 2 8 1 2 22 1 4 10 2 3 8 20 3 4 22 1 4 29 1 4 1 1 2 3 5 8 6 1 2 1 4 23 1 2 6 1 2 3 6 1 2 3 11 5 8 12 7 8 23 1 2 16 5 8 23 5 8 11 3 4 13 All me...


lang: score:34 filesize: 16.74 M page\_count: 1 document date: 2020-05-19



### [\[pdf\]](#) User Manual


1 Administrator Hauslane IS 200SS 30 Use and Care Manual Chef in Convertible Stainless Steel Island Range Hood 10856712008370 15517688 lowes productdocuments 26ded385 833c 4f04 b6d4 2e88e3e7678e |||

INSTRUCTION, USE CARE MANUAL **IS-200SS-30** IS-200SS-36 ...  
lang: **score:30** filesize: 6.85 M page\_count: 13 document date: 2020-04-21




### [\[pdf\]](#) User Manual

Hauslane IS 200 User Manual mespnhgqce images webfronts cache |||  
INSTRUCTION, USE CARE MANUAL **IS-200SS-30** IS-200SS-36 ...  
lang: **score:28** filesize: 6.92 M page\_count: 13 document date: 2018-10-31



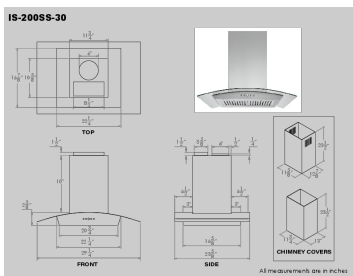
### [\[pdf\]](#) User Manual

Hauslane IS 200 User Manual v 1589927136 cdn shopify s files 1 0013 3401 8122 |||  
INSTRUCTION, USE CARE MANUAL **IS-200SS-30** IS-200SS-36 ...  
lang: **score:25** filesize: 6.84 M page\_count: 13 document date: 2020-05-19



### [\[pdf\]](#) User Manual

Hauslane IS 200 User Manual Owner 30 Stainless Steel 600 CFM Convertible Island Range Hood with Baffle Filter w007103591 200SS 30Owner 36 w007103727 30Hauslane 3629235622923562secure img1 ag wfcdn dm document 76d4f979 419e 9c65 9089 5a8697345220 2923562secure 2923562 |||  
INSTRUCTION, USE CARE MANUAL **IS-200SS-30** IS-200SS-36 ...  
lang: **score:21** filesize: 6.84 M page\_count: 13 document date: 2020-05-19



### [\[pdf\]](#)

DOWNLOAD DRAWING HERE Hauslane IS 200 Convertible Island Range Hood 30 Inch hauslane is drawing airpurifiersandcleaners files 4281506 uploaded |||  
**IS-200SS-30** 1143 6 16 7 8 10 5 8 1 1 2 8 1 2 22 1 4 10 2 3 8 20 3 4 22 1 4 29 1 4 1 1 2 3 5 8 6 1 2 1 4 23 1 2 6 1 2 3 6 1 2 3 11 5 8 12 7 8 23 1 2 16 5 8 23 5 8 11 3 4 13 All me...  
lang:fr **score:17** filesize: 61.27 K page\_count: 2 document date: 2021-07-20

<div>  <div> <b>HAUSLAN</b>          WATER-PROOFING          SYSTEMS       </div> </div>	
<b>SPECIFICATION SHEET</b> <b>IS-2005S-30   IS-2005S-36</b> <b>Island Range Hood</b>	
Size	20" / 36"
Style	Island Mount
Disposal	Yes
Cleaning Function	N/A
Noise Level	8.0 to 8.5 Sones
Light Color Temp.	White / 5000 Kelvin
Light Bulb	2W LED (integrated)
Light Intensity	17watt
Control	Electronic Buttons
Speed Selections	3
Equivalent Airflow (CFM)	1000
Laboratory Airflow (CFM)	600
Top Venting	0° Round
Rear Venting	N/A
Convertible	Yes, Chemical Filters sold separately.
Receptor	Stainless
Voltage	120V
Connection	Plug-In
Ampereage	3.2 Amps
Dimensions (Width)x(Height)	20-1/4"   36-1/4" x 23-5/8" x 25-1/2" - 0"
<div>  <div> <b>HAUSLAN</b>          WATER-PROOFING          SYSTEMS       </div> </div>	
<div> <div> <a href="http://www.hauslan.com">www.hauslan.com</a>  <a href="mailto:Email:info@hauslan.com">Email:info@hauslan.com</a> </div> <div>           Tel: 1-800-525-1001            Facebook: @hauslanofficial         </div> </div>	