



[Manuals.plus](#) /

› [Wooask](#) /

› Wooask A8 AI Translation Earbuds User Manual

Wooask WOOASK-A8

Wooask A8 AI Translation Earbuds User Manual

Model: WOOASK-A8

INTRODUCTION

This manual provides detailed instructions for the Wooask A8 AI Translation Earbuds. It covers setup, operation, maintenance, and troubleshooting to ensure optimal performance of your device. The Wooask A8 combines real-time translation, HD calls, music playback, ChatGPT assistance, and meeting recording capabilities.



Image: The Wooask A8 translation device with its accompanying earbuds, showcasing the main unit's screen and the earbuds.

PACKAGE CONTENTS

- A8 Translator Device x 1
- USB-A to Type-C Charging Cable x 1
- User Manual x 1

SETUP

1. **Initial Charge:** Before first use, fully charge the Wooask A8 device using the provided USB-A to Type-C

charging cable. A full charge typically takes 1-2 hours.

2. **Power On:** Press and hold the power button on the device until the screen illuminates.
3. **Earbud Pairing:** The earbuds are designed for automatic pairing with the A8 device. Simply place them in the charging case, then open the case near the A8 device. The device screen will indicate successful connection. No external app or Bluetooth pairing with a phone is required.
4. **Language Selection:** On the device's touchscreen, navigate to the language settings to select your desired source and target languages for translation.



**Just turn it on,
Start translating!**

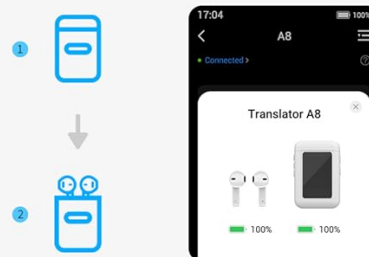


Image: The Wooask A8 device displaying its interface, illustrating the simplicity of turning it on and beginning translation without complex setup.

OPERATING INSTRUCTIONS

The Wooask A8 offers multiple modes for various communication needs.

Translation Modes

- **Voice Translation (Speaker Mode):**

This mode uses the device's built-in speaker for two-way translation, suitable for group discussions or when earbuds are not preferred. It supports 144 online languages and accents.

- a. Select "Voice Translation" on the main screen.
- b. Choose the source and target languages.
- c. Speak clearly into the device's microphone. The translation will be played aloud through the speaker.

- **Translator Earbuds (In-Ear Mode):**

For private conversations, use the earbuds. One person wears an earbud, and the other person speaks into the device or wears the second earbud. This mode supports 114 online languages and accents.

- a. Select "Translator Earbuds" on the main screen.
- b. Ensure earbuds are connected.
- c. Follow on-screen prompts for single or dual earbud usage. Translations will be heard in the earbuds.

Choose Your Preference: Earbuds or No Earbuds

Earbuds Mode

Translate instantly in your ears when the other person is speaking




For Private conversation

In-ear mode is ideal for intimate conversations or extended dialogues, providing private translation.

Speaker Mode

Powerful 2W Speaker for Clear Translation



For Convenient Communication

Speaker mode enables communication in noisy environments without the need for earbuds.

Image: A visual comparison of Earbuds Mode for private conversations and Speaker Mode for broader communication.

• Offline Translation:

The device supports 16 offline languages, allowing translation without an internet connection. This is ideal for travel in areas with limited connectivity.

- Supported Offline Languages: English, Spanish, Simplified Chinese, Traditional Chinese, French, German, Japanese, Arabic, Portuguese, Russian, Korean, Thai, Hindi, Vietnamese, Italian, Indonesian.
- a. Select "Offline Translation" on the main screen.
- b. Choose the desired offline language pair.
- c. Speak into the device. Translations will be displayed on the screen and played through the speaker.
Note: Earbud functionality may be limited in offline mode; translations are primarily output via the device speaker.

Offline Languages (Speaker Mode)

16
Languages

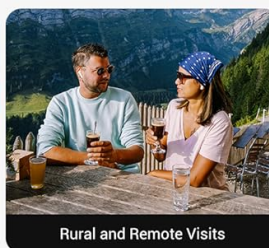



Image: A graphic displaying the 16 languages available for offline translation, alongside images depicting various travel scenarios where this feature is beneficial.

Additional Features

• Chat AI (ChatGPT Assistant):

Access a ChatGPT assistant for information and queries. This feature supports 43 languages.

- Select "Chat AI" on the main screen.
- Input your question via voice or text.
- The AI will provide a response.

Image: The Wooask A8 device screen showing an interaction with the integrated ChatGPT assistant, demonstrating its query and response capabilities.

- **Recording:** The device supports recording conversations or notes.
- **Music Playback (MP3):** The A8 can function as an MP3 player.
- **Translation Record Sharing:** You can share translation records from the device.



Share Translation Records



Image: The Wooask A8 device displaying an interface for sharing translation records, indicating options for sending or saving conversations.

MAINTENANCE

- **Charging:** Always use the provided USB-A to Type-C charging cable. Avoid using third-party cables that may not be compatible or could damage the device.
- **Battery Life:** A fully charged device provides approximately 35 hours of continuous translation use and up to 10 days of standby time.
- **Cleaning:** Wipe the device and earbuds with a soft, dry cloth. Do not use liquid cleaners or abrasive materials.
- **Storage:** Store the device and earbuds in a cool, dry place away from direct sunlight and extreme temperatures.
- **Water Resistance:** The earbuds feature IP68 waterproof protection. However, the main device is not specified as waterproof; avoid exposure to liquids.

Image: The Wooask A8 device alongside graphics illustrating its long-lasting battery, charging port, and working hours.

TROUBLESHOOTING

Issue	Possible Cause	Solution
Device does not power on.	Low battery.	Charge the device fully using the provided Type-C cable.

Issue	Possible Cause	Solution
Earbuds not connecting.	Earbuds not properly seated in case or low earbud battery.	Ensure earbuds are correctly placed in the charging case and the case is open near the A8 device. Check earbud battery level on the A8 screen.
Inaccurate or delayed translation.	Poor internet connection (for online modes), background noise, or unclear speech.	Ensure a stable internet connection. Speak clearly and at a moderate pace. Reduce background noise. For offline mode, ensure the language pack is downloaded and selected.
Offline earbud translation not working.	Offline mode primarily uses the device's speaker.	In offline mode, translations are typically output through the device's speaker. Earbud functionality for offline translation may be limited.
Device unresponsive.	Temporary software glitch.	Perform a soft reset by holding the power button until the device restarts.

SPECIFICATIONS

- **Model Number:** WOOASK-A8
- **Package Dimensions:** 5.43 x 3.74 x 1.93 inches
- **Item Weight:** 9.6 ounces
- **Batteries:** 1 Lithium Ion battery required (included)
- **Battery Capacity:** 1000mAh (device)
- **Charging Time:** 1-2 hours for full charge
- **Continuous Working Time:** Up to 35 hours
- **Standby Time:** Up to 10 days
- **Online Translation Languages:** 144 (Voice Mode), 114 (Earbuds Mode)
- **Offline Translation Languages:** 16
- **ChatGPT Languages:** 43
- **Screen:** 2.5" HD Touchscreen
- **Earbud Water Protection:** IP68



**Speaker Translation
for 144 Languages**



**Earbuds Translation
for 114 Languages**



**16 languages Offline
Translation**



**43 Languages ChatGPT
Translation**

Image: A summary of the Wooask A8's key specifications and features, including language support, accuracy, battery, and screen size.

WARRANTY AND SUPPORT

For warranty information and technical support, please contact Wooask customer service. Details can typically be found on the official Wooask website or through your purchase documentation.

Manufacturer: Wooask

© 2025 Wooask. All rights reserved.